



2023

## W O R K T O P S

Dekker Zevenhuizen is the specialist in custom-made worktops for kitchens and bathrooms. As the European market leader, we not only guarantee reliable quality, but also set the trends. Thanks to continuous development of innovative, unique and exclusive products, Dekker knows how to inspire anew when it comes to kitchen and bathroom equipment. Dekker Zevenhuizen sees itself as a family business with heart and soul. This results in a forward-looking attitude with well thought-out and responsible decisions.

**[www.dekkerzevenhuizen.com](http://www.dekkerzevenhuizen.com)**



TOPLAMINATE

1



DECORTOP

2



TOPCORE

3



FENIX

4



EVORA QUARTZ

5



EVORA GRANITE

6



EVORA CERAMICS

7



DEKTON

8



CORIAN

9



INOX

10



SOLID WOOD

11



GLASS

12



ALUSPLASH

13



SINKS

14

FRAMES

15

# DEKKER ZEVENHUIZEN

## since 1930

Dekker Zevenhuizen is a family owned business founded in 1930 and has been a leader in the Dutch interior market for many years. Specialized in processing quality materials into custom worktops for the kitchen, bathroom and projects. Dekker also develops and supplies kitchen accessories such as taps, sinks and lighting.

### Laminate

Dekker is known at home and abroad for its unique laminate production, which takes place in different high-end production facilities. Many materials and colors are exclusively available at Dekker, so you can offer distinctive products. In addition to the affordable TopLaminate, we also have DecorTop with its unique colours and structures, the impact-resistant TopCore and smart material Fenix in our range. In TopLaminate and DecorTop we also have a 'green' version: Greengridz®. Greengridz is more durable and less expensive than traditional plywood.

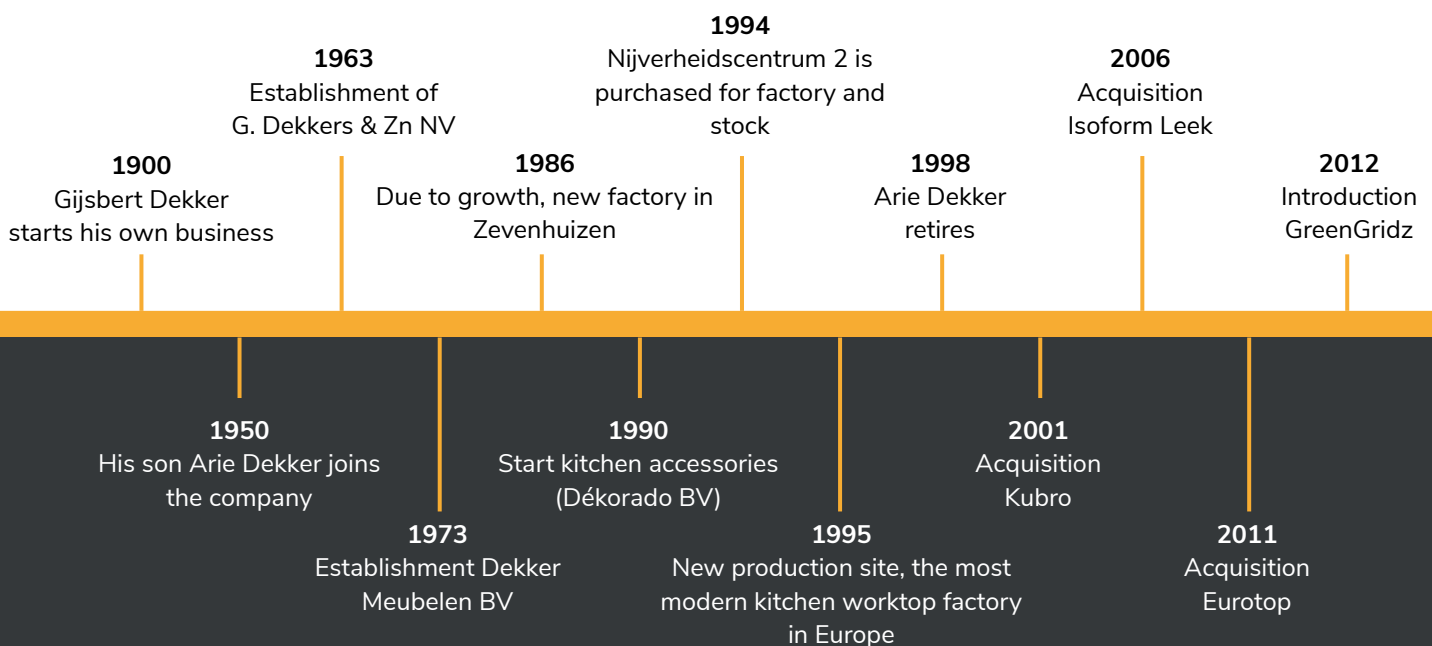
### Stone and other worktops

Dekker has the most modern state of the art production in Europe for stone worktops. We develop exclusive stone collections. These include innovative colors and structures, such as the beautiful concrete and marble variations in composite stone and ceramics.

In addition, Dekker offers many other materials such as Granite, Solid Wood, Glass, Inox, Dekton and Corian.

### Taps and kitchen accessories

In addition to a wide range of custom-made worktops, Dekker also has a large collection of kitchen accessories. Under our own brand Lanesto and Selsiuz we offer an accessible line of (all-in-one) taps, sinks and lighting that are characterized by a beautiful design and a good value for money. As a wholesaler we also offer brands such as Grohe and Quooker.





## Customization for the bathroom

Dekker offers a unique range of customized washbasins and bathroom furniture, bathroom taps, shower systems and ceramic sanitary ware. The bathroom furniture distinguishes itself by its design and sleek finish. Unique is the production of washbasins and countertops to your own design. Customized washbasins in Quartz, Ceramic and Corian: everything is possible.

## Distinctive

Dekker not only has a complete range, but is as market leader also a trendsetter. It identifies the developments in the industry to develop products and colours that are not only up-to-date and distinctive, but also tailored to the various markets. Add the innovative capacity, the high quality stone and laminate production and the advanced factories at far-reaching service and customer focus, and you get a one-stop supplier who takes care of you from design to after sales.

## NETHERLANDS (HEADQUARTERS)

### Office address

Nijverheidscentrum 2  
2761 JP Zevenhuizen  
The Netherlands

### Contact

Phone +31 180 63 76 37  
Email [info@dznet.nl](mailto:info@dznet.nl)  
Web [www.dekkerzevenhuizen.nl](http://www.dekkerzevenhuizen.nl)



## BELGIUM (OUREA)

### Office address

Hoevestraat 25  
1755 Gooik  
Belgium

### Contact

Phone +32 53 220 220  
Email [sales@oureakitchenware.be](mailto:sales@oureakitchenware.be)  
Web [www.oureakitchenware.be](http://www.oureakitchenware.be)



## GERMANY

### Office address

Nijverheidscentrum 2  
2761 JP Zevenhuizen  
The Netherlands

### Contact

Phone +31 180 63 76 37  
Email [info@dznet.nl](mailto:info@dznet.nl)  
Web [www.dekkerzevenhuizen.nl](http://www.dekkerzevenhuizen.nl)



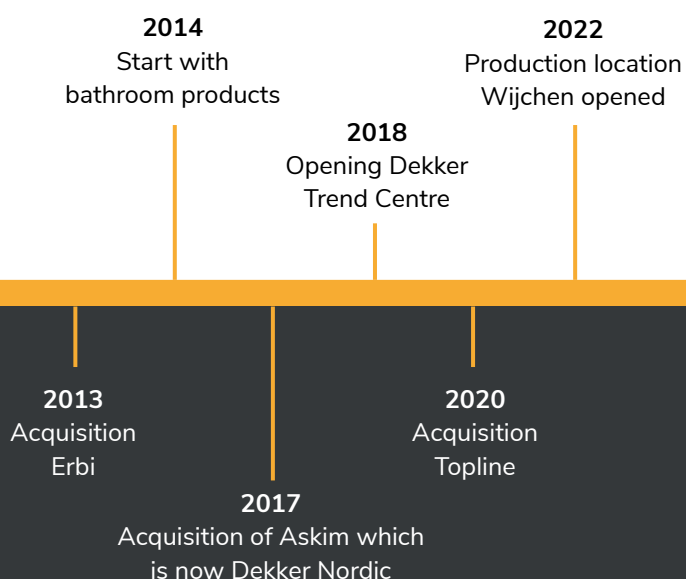
## SWEDEN (DEKKER NORDIC)

### Office address

Källhultsvägen 9  
670 10 Töcksfors  
Sweden

### Contact

Phone +46 573 216 55  
Email [info@dekkernordic.se](mailto:info@dekkernordic.se)  
Web [www.dekkernordic.se](http://www.dekkernordic.se)



# SUSTAINABLE

## Dekker

**DEKKER**  
— SINCE 1930 —



### Sustainability

As a family business, Dekker Zevenhuizen considers sustainability of paramount importance. The care for the environment goes beyond just the products. We also look at our production process, the staff and the environment. That is why Dekker has for years the ISO 9001- and 14001-certificate: the environmental management system that pays structural attention to the environment in the whole business. Moreover, Dekker is affiliated with CSR Netherlands. With the CSR Netherlands manifesto, Dekker endorses that in all business decisions it strives for a careful balance between people, planet and prosperity, and that in the purchase of products and services is strongly focused on social- and environmental aspects.

### Corporate Social Responsibility Report

Dekker belongs to the frontrunners when it comes to CSR. This is evidently verified by the MVO-register Netherlands and Corporate Social Responsibility report. You can request this report via [www.dekkerzevenhuizen.com/about-dekker](http://www.dekkerzevenhuizen.com/about-dekker).

### Certification worktops

Our products have various certificates that give you the guarantee of sustainability in the broadest sense of the word.



### FSC®-certificate

The Forest Stewardship Council (FSC®) is an international organisation dedicated to the conservation and responsible management of forests worldwide. Only FSC®-certified companies can sell FSC®- products. Dekker Zevenhuizen is certified, and various of our products carry the FSC®-quality mark, such as our solid wood kitchen worktops, MDF for rear walls and Greengridz worktops. You therefore have the certainty that this wood comes from responsibly managed forests.



### CARB2

Greengridz meets the highest standards for compounded wood products, as set by the California Air Resources Board (CARB). This means that the emission of formaldehyde is less than 0.08 ppm! This makes Greengridz one of the first board materials to meet the high requirements.



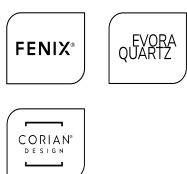
### Nordic Swan Ecolabel

Nordic Swan Ecolabel is an environmental label that sets strict environmental requirements in all relevant phases of a product's life cycle. There are also strict requirements for the chemicals used in the products. The Nordic Swan Ecolabel is an eco-label scheme for the Scandinavian countries in particular, but is increasingly in demand in other countries. The aim of the quality mark is to reduce the impact of the production and consumption of goods on the environment.



### NSF-certificate

NSF is the world's largest independent public health assessment agency. The body inspects periodically - and unannounced - whether the products meet the standards. The certificate tells you that the sheet material Evora Quartz and Corian are safe in contact with food.



### Greenguard

Greenguard is a UL Environment label. The certificate proves that the panel material complies with the strictest guidelines in the field of polluting substances in the indoor environment. In this way they contribute to the creation of a healthy living environment. The sheet material Fenix®, Evora Quartz and Corian are Greenguard certified.

The Greenguard Gold-label ensures that the products are also suitable for environments such as schools and hospitals. The guidelines for the use of chemicals are stricter, and less emissions are allowed. Evora Quartz worktop materials are Greenguard-Gold certified.



### AMK

AMK was founded in 1956 and is the trade and service association for the entire kitchen industry. It has more than 140 member companies. They are all well-known manufacturers of kitchen furniture, electrical / built-in appliances, worktops, sinks, accessories and their suppliers, the trade cooperatives for kitchens and service companies in the kitchen industry. The AMK is involved in the field of technology & standardization, marketing & public relations, internationalization and fairs and pursues the following goals:

- > Promoting the demand for individually planned (built-in) kitchens
- > Cross-sector, manufacturer-neutral support and promotion of companies operating in the kitchen industry
- > Definition of the standards of modern kitchens in terms of ergonomics, comfort, energy efficiency, etc.
- > Development of and participation in (international) standards, guidelines and regulations for kitchens to avoid error costs and complaints



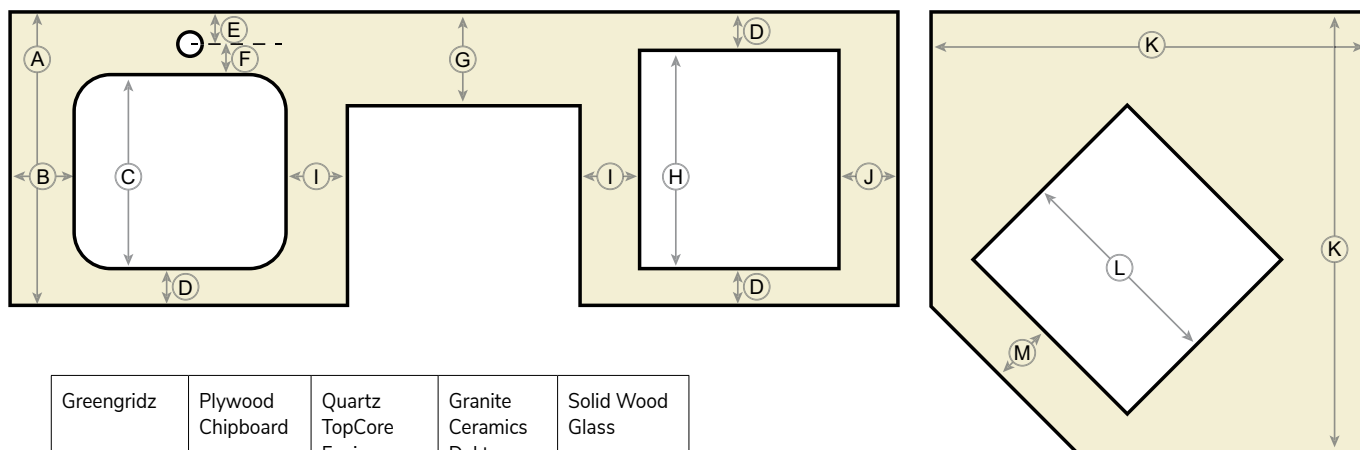
### TruStone

Society and the Dutch and Flemish governments expect companies to make efforts for International Corporate Social Responsibility and sustainable supply chain management. In addition, this is laid down in international guidelines and obligations such as the principles of the United Nations for Business and Human Rights, the Guidelines for Multinational Enterprises of the Organization for Economic Co-operation and Development (OECD) and the core labor standards of the International Labor Organization (ILO). The Dutch and Flemish natural stone sector, together with the Dutch and Flemish governments, NGOs and trade unions, have made agreements for a more responsible production and purchase of natural stone. This joint initiative is called 'TruStone Initiative'.

# THIS IS HOW YOU ORDER

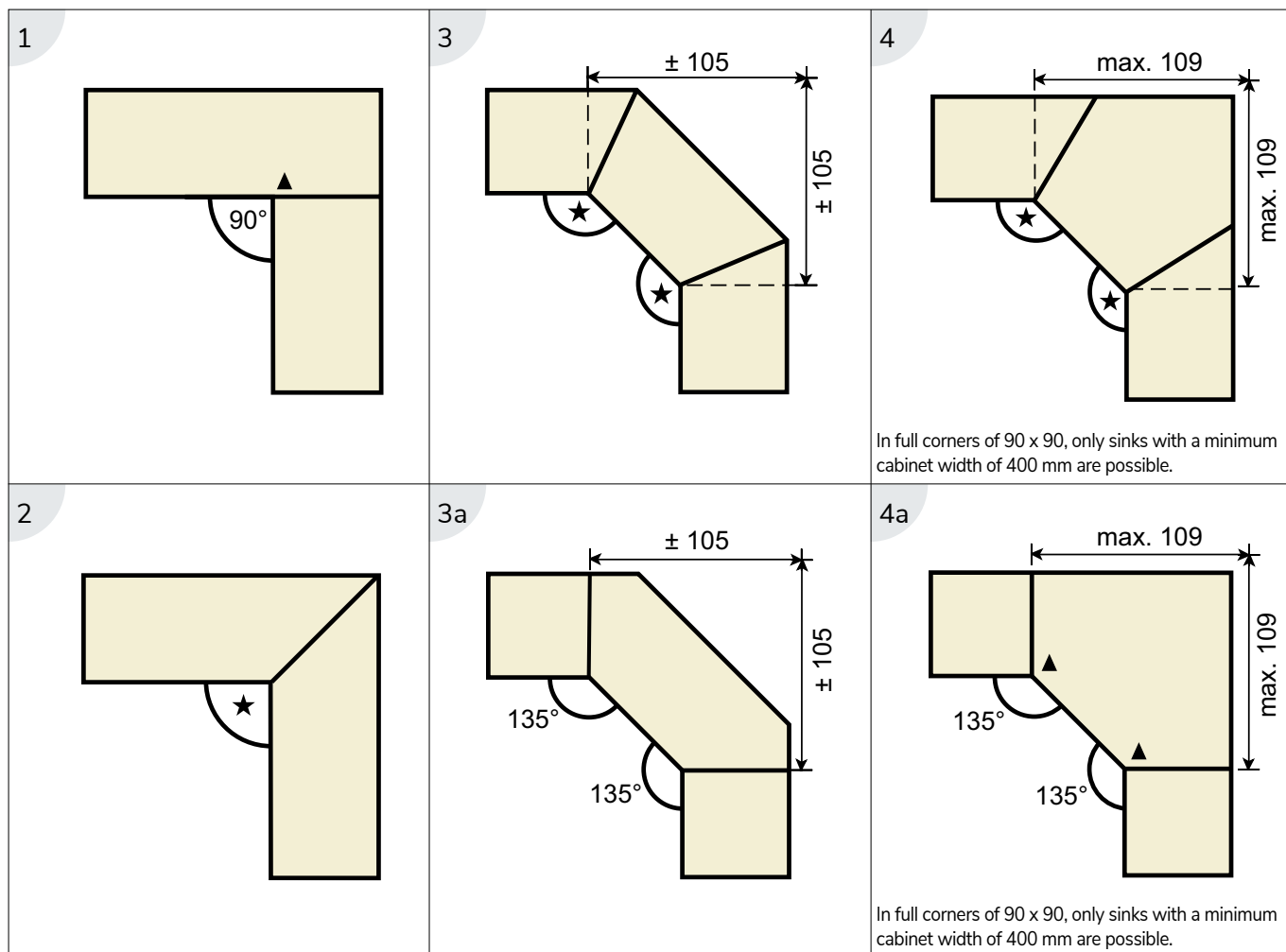
## a kitchen worktop

### Dimensions



	Greengridz	Plywood Chipboard	Quartz TopCore Fenix Corian	Granite Ceramics Dekton inox	Solid Wood Glass	
(A)	600 mm					Standard depth
(B)	30 mm	30 mm	40 mm	50 mm	100 mm	min. distance between cutout and side of the worktop
(C)	440 mm					max. recess for a sink (incl. flange and with tap hole behind the bowl)
(D)	60 mm	60 mm	40 mm	50 mm	50 mm	min. distance between cutouts front/back worktop
(E)	50 mm	40 mm	50 mm	50 mm	50 mm	min. distance between tap hole center and worktop edge
(F)	50 mm	40 mm	50 mm	50 mm	50 mm	min. distance between tap hole center and recess
(G)	60 mm	60 mm	1/3 material 2/3 cutout			min. amount of worktop material at column cutout
(H)	500 mm					max. hob cutout
(I)	60 mm	60 mm	50 mm	50 mm	80 mm	min. distance between two cutouts
(J)	110 mm	110 mm	50 mm	50 mm	150 mm	min. distance between recess and corner joint
(K)	900 or 1050 mm					standard corner dimension
(L <sup>1</sup> )	410 mm					max. outside dimensions at an angle of 900 x 900 mm
(L <sup>2</sup> )	620 mm					max. outside dimensions at an angle of 1050 x 1050 mm
(M)	60 mm					min. front size at an angle

## Type of joints



★ These corners are standard 90° or 135°, but also other corners are possible. We can make your corners made-to-measure. Do you indicate this on your drawing?

▲ Angled joint at TopLaminate, DecorTop, Fenix 0.9 and Solid Wood are falling-in.



With TopLaminate, DecorTop and Fenix 0.9 you will receive an installation set for each joint in the worktop, which consists of:

- > 2 coupling bolts with nuts
- > 1 pp strip\*\*
- > 2 adjusting plates, complete with (adjusting) screws\*\*
- > 1 tube of silicone sealant
- > mounting instructions

\*\* Does not come with Greengridz



## Advantages



Extensive colour collection



Competitively priced



Sustainable with Greengridz



Waterproof



Semi-undermount

## Icons



Price group to which this article belongs. Some articles have a different discount, this is mentioned separately.



Maximum length



Maximum width



Veined pattern. By default, does not continue on transitions in the part of the worktops



Scratches sooner visible (due to the colour and structure combination)



Not available in AMWD (Plywood with water stop)



Differences in light can cause optical colour differences



Design contains knots



Grain direction



Large colour gradient in the worktops. Attention at joints



Decor contains decorative scratches



New colour in the collection

## Approvals



Carb2



FSC®-certificate



Nordic Swan Ecolabel (applies only in combination with Greengridz)



AMK



# TOPLAMINATE

## **Contents:**

- 2.3 Colour options
- 2.16 Special wall panel colours
- 2.19 Product information

## **Greengridz**

- 2.22 Greengridz
- 2.23 Greengridz corner connections
- 2.24 Greengridz edge finishes
- 2.25 Greengridz extra works

## **Plywood**

- 2.26 AMWD 32
- 2.27 AMWD 32 extra works
- 2.28 RM (straight plywood)
- 2.29 RM corner connections
- 2.30 RM edge finishes
- 2.31 RM extra works

## **Wallpanels**










- 2.32 Wall panels
- 2.33 Wall panels, extra works and profiles



























## **Side panels**

- 2.34 Greengridz side panels
- 2.37 Plywood side panels










Worktop TopLaminate DE 2620 Sandy Gravel | Lanesto Lyse . sink

Uni colours	colour sample	full panel
Colour: <b>U 11026 TC</b> <b>(U1026 TC) Cristal</b> Max. dimensions*:  		
Colour: <b>U 16002 MP</b> <b>(U1191 MP) Congo</b> Max. dimensions*:   Particularities: 		

Wood repro's	colour sample	full panel
Colour: <b>669 R</b> <b>Willow</b> Max. dimensions*:   Particularities: 		
Colour: <b>DE 5901</b> <b>Nordic Wood</b> Max. dimensions*:   Particularities: 		
Colour: <b>DE 5902</b> <b>Cozy Oak</b> Max. dimensions*:   Particularities: 		
Colour: <b>DE 5977</b> <b>Roots</b> Max. dimensions*:   Particularities:  		
Colour: <b>H 1145 ST22</b> <b>Soft Oak</b> Max. dimensions*:   Particularities: 		

\*With Greengridz the maximum dimensions are 5100 x 1200 mm, see page 2.18
















Although the pictures in this chapter give you a good impression of our colours, there might be slight differences in reality. Therefore, we recommend to always consult your samples.

Wood repro's		colour sample	full panel
Colour:	H 1146 ST22 Lord		
Max. dimensions*:	4000 x 1200 5100 x 600		
Particularities:			
Colour:	H 2032 ST10 Quiet Oak		
Max. dimensions*:	4000 x 1200 5100 x 600		
Particularities:			
Colour:	H 3157 ST12 Iroko		
Max. dimensions*:	4000 x 1200 5100 x 600		
Particularities:			
Colour:	H 3766 ST22 Wenge		
Max. dimensions*:	4000 x 1200 5100 x 600		
Particularities:			
Colour:	R 20027 RT (R4262RT) Frame		
Max. dimensions*:	4000 x 1200 5100 x 600		
Particularities:			
Colour:	R 20028 RT (R4263RT) Walnut		
Max. dimensions*:	4000 x 1200 5100 x 600		
Particularities:			
Colour:	R 20028 RT (R4264RT) Original		
Max. dimensions*:	4000 x 1200 5100 x 600		
Particularities:			
Colour:	R 20041 RT (R4289RT) Temper		
Max. dimensions*:	4000 x 1200 5100 x 600		
Particularities:			

\*With Greengridz the maximum dimensions are 5100 x 1200 mm, see page 2.18

Although the pictures in this chapter give you a good impression of our colours, there might be slight differences in reality. Therefore, we recommend to always consult your samples.



Wood repro's		colour sample	full panel
Colour:	R 20061 FG (R4366FG) Dakota		
Max. dimensions*:	4000 x 1200 5100 x 600		
Particularities:	AMWD 		
Colour:	R 20065 FG (R4371FG) Script		
Max. dimensions*:	4000 x 1200 5100 x 600		
Particularities:	AMWD 		
Colour:	R 30021 RT (R4896RT) Early		
Max. dimensions*:	4000 x 1200 5100 x 600		
Particularities:			
Colour:	R 30023 MO (R5151MO) Tub		
Max. dimensions*:	4000 x 1200 5100 x 600		
Particularities:			
Colour:	R 37003 FG (R5643FG) Elm Weed		
Max. dimensions*:	4000 x 1200 5100 x 600		
Particularities:	AMWD 		









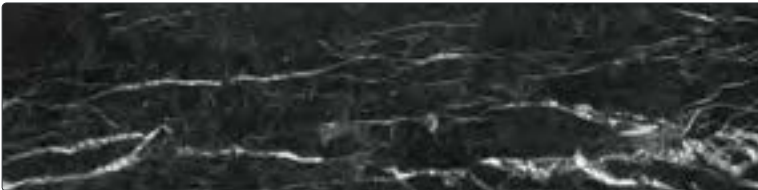





















\*With Greengridz the maximum dimensions are 5100 x 1200 mm, see page 2.18

Although the pictures in this chapter give you a good impression of our colours, there might be slight differences in reality. Therefore, we recommend to always consult your samples.

Stone repro's		colour sample	full panel
Colour:	<b>1931 C</b> <b>Mixed Grey</b>		
Max. dimensions*:	4000 x 1200		
Particularities:			
Colour:	<b>2502 F</b> <b>Quirky Grey</b>		
Max. dimensions*:	4000 x 1200		
Particularities:			
Colour:	<b>3243-60</b> <b>Groove</b>		
Max. dimensions*:	4000 x 1200 5100 x 600		
Colour:	<b>5026 T</b> <b>Curious</b>		
Max. dimensions*:	4000 x 1200		
Colour:	<b>5133 S</b> <b>Primeval</b>		
Max. dimensions*:	4000 x 1200 5100 x 600		
Particularities:			
Colour:	<b>5568 P</b> <b>Terra</b>		
Max. dimensions*:	4000 x 1200		
Colour:	<b>6080 P</b> <b>Marbelous</b>		
Max. dimensions*:	4000 x 1200		
Particularities:			
Colour:	<b>DE 2378</b> <b>Balance</b>		
Max. dimensions*:	4000 x 1200 5100 x 600		
Particularities:			

\*With Greengridz the maximum dimensions are 5100 x 1200 mm, see page 2.18

Although the pictures in this chapter give you a good impression of our colours, there might be slight differences in reality. Therefore, we recommend to always consult your samples.

Stone repro's		colour sample	full panel
Colour:	DE 2380		
	Wave		
Max. dimensions*:	4000 x 1200 5100 x 600		
Particularities:			
Colour:	DE 2381		
	Statue White		
Max. dimensions*:	4000 x 1200 5100 x 600		
Particularities:	 		
Colour:	DE 2382		
	Statue Black		
Max. dimensions*:	4000 x 1200 5100 x 600		
Particularities:	  		
Colour:	DE 2390		
	Rocky		
Max. dimensions*:	4000 x 1200 5100 x 600		
Particularities:			
Colour:	DE 2391		
	Empire Black		
Max. dimensions*:	4000 x 1200 5100 x 600		
Particularities:	 		
Colour:	DE 2392		
	Statue Grey		
Max. dimensions*:	4000 x 1200 5100 x 600		
Particularities:	 		
Colour:	DE 2393		
	Inverno		
Max. dimensions*:	4000 x 1200 5100 x 600		
Particularities:			
Colour:	DE 2394		
	Invictus		
Max. dimensions*:	4000 x 1200 5100 x 600		
Particularities:	 		



\*With Greengridz the maximum dimensions are 5100 x 1200 mm, see page 2.18

Although the pictures in this chapter give you a good impression of our colours, there might be slight differences in reality. Therefore, we recommend to always consult your samples.

Stone repro's		colour sample	full panel
Colour:	DE 2611 Terrazzo Classic		
Max. dimensions*:	4000 x 1200 5100 x 600		
Particularities:	AMWD		
Colour:	DE 2612 Terrazzo Grey		
Max. dimensions*:	4000 x 1200 5100 x 600		
Particularities:	AMWD		
Colour:	DE 2613 Subtile		
Max. dimensions*:	4000 x 1200 5100 x 600		
Particularities:	AMWD		
Colour:	DE 2615 Solid		
Max. dimensions*:	4000 x 1200 5100 x 600		
Particularities:	AMWD		
Colour:	DE 2617 Raw Black		
Max. dimensions*:	4000 x 1200 5100 x 600		
Particularities:	AMWD		
Colour:	DE 2618 Green River		
Max. dimensions*:	4000 x 1200 5100 x 600		
Particularities:	AMWD		
Colour:	DE 2619 Pirna		
Max. dimensions*:	4000 x 1200 5100 x 600		
Colour:	DE 2620 Sandy Gravel		
Max. dimensions*:	4000 x 1200 5100 x 600		

\*With Greengridz the maximum dimensions are 5100 x 1200 mm, see page 2.18

Although the pictures in this chapter give you a good impression of our colours, there might be slight differences in reality. Therefore, we recommend to always consult your samples.

Stone repro's		colour sample	full panel
Colour:	DE 2800 Cobalt Black		
Max. dimensions*:	4000 x 1200 5100 x 600		
Particularities:			
Colour:	F 094 ST9 Brown Tide		
Max. dimensions*:	4000 x 1200 5100 x 600		
Particularities:			
Colour:	F 095 ST87 Riverstone		
Max. dimensions*:	4000 x 1200 5100 x 600		
Colour:	F 105 ST15 Marble White		
Max. dimensions*:	4000 x 1200 5100 x 600		
Particularities:	 		
Colour:	F 121 ST76 Shadow		
Max. dimensions*:	4000 x 1200 5100 x 600		
Colour:	F 187 ST76 Industrial		
Max. dimensions*:	4000 x 1200 5100 x 600		
Colour:	F 275 ST15 Astro		
Max. dimensions*:	4000 x 1200 5100 x 600		
Particularities:			
Colour:	F 628 ST16 Charred Stone		
Max. dimensions*:	4000 x 1200 5100 x 600		

\*With Greengridz the maximum dimensions are 5100 x 1200 mm, see page 2.18























Although the pictures in this chapter give you a good impression of our colours, there might be slight differences in reality. Therefore, we recommend to always consult your samples.



Stone repro's		colour sample	full panel
Colour:	<b>F 629 ST16</b> <b>Metallic Black</b>		
Max. dimensions*:	 		
Colour:	<b>F 638 ST16</b> <b>Move</b>		
Max. dimensions*:	 		
Colour:	<b>F 641 ST16</b> <b>Gray Wash</b>		
Max. dimensions*:	 		
Colour:	<b>F 76028 BR</b> <b>(R6234BR) Iron Man</b>		
Max. dimensions*:	 		
Particularities:			
Colour:	<b>F 76037 FG</b> <b>Rust Brown</b>		
Max. dimensions*:	 		
Particularities:			
Colour:	<b>F 812 ST76</b> <b>Fairy White</b>		
Max. dimensions*:	 		
Particularities:	 		
Colour:	<b>S 60005 VO</b> <b>Minerva</b>		
Max. dimensions*:	 		
Particularities:			
Colour:	<b>S 62009 FG</b> <b>(R6461FG) Sirocco</b>		
Max. dimensions*:	 		
Particularities:			



\*With Greengridz the maximum dimensions are 5100 x 1200 mm, see page 2.18

Although the pictures in this chapter give you a good impression of our colours, there might be slight differences in reality. Therefore, we recommend to always consult your samples.

Stone repro's	colour sample	full panel
Colour: <b>S 61008 TC</b> <b>(6216TC) Brazil</b> Max. dimensions*:  		
Colour: <b>S 62010 FG</b> <b>(R6462FG) Mixture</b> Max. dimensions*:   Particularities: 		
Colour: <b>S 68004 VO</b> <b>Atlas</b> Max. dimensions*:  		
Colour: <b>S 68013 TC</b> <b>(R6424TC) System</b> Max. dimensions*:  		
Colour: <b>S 68021 VV</b> <b>(R6520VV) Strong</b> Max. dimensions*:   Particularities: 		

\*With Greengridz the maximum dimensions are 5100 x 1200 mm, see page 2.18

Although the pictures in this chapter give you a good impression of our colours, there might be slight differences in reality. Therefore, we recommend to always consult your samples.

Fantasy decors	colour sample	full panel
Colour: <b>2483 V</b> <b>(F329ST15) Pluto</b> Max. dimensions*: <b>4000</b> <b>1200</b> <hr/>		
Colour: <b>DE 2610</b> <b>Variety</b> Max. dimensions*: <b>4000</b> <b>1200</b> <b>5100</b> <b>600</b> <hr/>		
Colour: <b>F 73010 TC</b> <b>(F7684TC) Fino</b> Max. dimensions*: <b>4000</b> <b>1200</b> <b>5100</b> <b>600</b> <hr/>		
Colour: <b>F 76016 MP</b> <b>(F7654MP) Harvest</b> Max. dimensions*: <b>4000</b> <b>1200</b> <b>5100</b> <b>600</b> <hr/>		
Colour: <b>F 79001 MP</b> <b>(F8340MP) Magnetic</b> Max. dimensions*: <b>4000</b> <b>1200</b> <b>5100</b> <b>600</b> Particularities:   <hr/>		

\*With Greengridz the maximum dimensions are 5100 x 1200 mm, see page 2.18

Although the pictures in this chapter give you a good impression of our colours, there might be slight differences in reality. Therefore, we recommend to always consult your samples.

## #GREENGRIDZ CO<sup>2</sup> EMISSION COMPARED TO PLYWOOD

2



For the production of Greengridz worktops, fewer raw materials are needed (1:3).



MULTIPLEX **75.30** (CO<sup>2</sup>)

GREENGRIDZ **15.91** (CO<sup>2</sup>)

Greengridz requires less transport of raw materials.



During the production process, much less energy is needed compared to plywood.



Due to the weight of Greengridz, transport to the distribution centre/ store requires significantly less energy.



Distribution centre or shop

CO<sup>2</sup> emission for transport.

MULTIPLEX **24,66** (CO<sup>2</sup>)

GREENGRIDZ **3.27** (CO<sup>2</sup>)

Total CO<sup>2</sup> emission:

MULTIPLEX **130.95** (CO<sup>2</sup>)






















































GREENGRIDZ **53.45** (CO<sup>2</sup>)

The advantage of the light weight of Greengridz is also reflected in the transport to the end user.



The structure of the lightweight construction consists of a patented GRID system.

**ISO 26000**  
SOCIAL RESPONSIBILITY

Colour	max. length (mm)	dessin	AMWD	details
1931 C Mixed Grey	4000	Stone repro	Yes	
2483 V (F329ST15) Pluto	4000	Fantasy decor	yes	
2502 F Quirky Grey	4000	Stone repro	Yes	 
3243-60 Groove	5100	Stone repro	Yes	
5026 T Curious	4000	Stone repro	Yes	
5133 S Primeval	5100	Stone repro	Yes	
5568 P Terra	4000	Stone repro	Yes	
6080 P Marbelous	4000	Stone repro	Yes	
669 R Willow	4000	Wood repro	Yes	
DE 2378 Balance	5100	Stone repro		
DE 2380 Wave	5100	Stone repro	Yes	
DE 2381 Statue White	5100	Stone repro	Yes	 
DE 2382 Statue Black	5100	Stone repro		 
DE 2390 Rocky	5100	Stone repro	Yes	
DE 2391 Empire Black	5100	Stone repro		
DE 2392 Statue Grey	5100	Stone repro	Yes	 
DE 2393 Inverno	5100	Stone repro	Yes	
DE 2394 Invictus 	5100	Stone repro		 
DE 2610 Variety	5100	Fantasy decor	yes	
DE 2611 Terrazzo Classic	5100	Stone repro		
DE 2612 Terrazzo Grey	5100	Stone repro		
DE 2613 Subtile	5100	Stone repro		
DE 2615 Solid	5100	Stone repro		
DE 2617 Raw Black	5100	Stone repro		
DE 2618 Green River	5100	Stone repro		
DE 2619 Pirna	5100	Stone repro	Yes	
DE 2620 Sandy Gravel 	5100	Stone repro	Yes	
DE 2800 Cobalt Black	5100	Stone repro	Yes	
DE 5901 Nordic Wood	5100	Wood repro	Yes	
DE 5902 Cozy Oak	5100	Wood repro	Yes	
DE 5977 Roots	5100	Wood repro	Yes	 
F 094 ST9 Brown Tide	5100	Stone repro	Yes	
F 095 ST87 Riverstone	5100	Stone repro	Yes	
F 105 ST15 Marble White	5100	Stone repro		 
F 121 ST76 Shadow	5100	Stone repro	Yes	
F 187 ST76 Industrial	5100	Stone repro	Yes	
F 275 ST15 Astro	5100	Stone repro	Yes	
F 628 ST16 Charred Stone	5100	Stone repro	Yes	
F 629 ST16 Metallic Black	5100	Stone repro	Yes	
F 638 ST16 Move	5100	Stone repro	Yes	
F 641 ST16 Gray Wash	5100	Stone repro	Yes	
F 73010 TC (F7684TC) Fino	5100	Fantasy decor	yes	
F 76016 MP (F7654MP) Harvest	5100	Fantasy decor	yes	
F 76028 BR (R6234BR) Iron Man	5100	Stone repro		
F 76037 FG Rust Brown	5100	Stone repro	Yes	
F 79001 MP (F8340MP) Magnetic	5100	Fantasy decor	yes	 
F 812 ST76 Fairy White	5100	Stone repro	Yes	 
H 1145 ST22 Soft Oak	5100	Wood repro	Yes	
H 1146 ST22 Lord	5100	Wood repro	Yes	
H 2032 ST10 Quiet Oak	5100	Wood repro	Yes	 



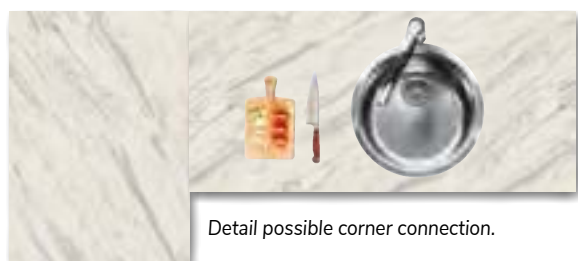
Colour	max. length (mm)	dessin	AMWD	details
H 3157 ST12 Iroko	5100	Wood repro	Yes	
H 3766 ST22 Wenge	5100	Wood repro		
R 20027 RT (R4262RT) Frame	5100	Wood repro	Yes	
R 20028 RT (R4263RT) Walnut	5100	Wood repro		
R 20029 RT (R4264RT) Original	5100	Wood repro	Yes	
R 20041 RT (R4289RT) Temper	5100	Wood repro	Yes	
R 20061 FG (R4366FG) Dakota	5100	Wood repro		
R 20065 FG (R4371FG) Script	5100	Wood repro		
R 30021 RT (R4896RT) Early	5100	Wood repro	Yes	
R 30023 MO (R5151MO) Tub	5100	Wood repro	Yes	
R 37003 FG (R5643FG) Elm Weed	5100	Wood repro		
S 60005 VO Minerva	5100	Stone repro		
S 62009 FG (R6461FG) Sirocco	5100	Stone repro		
S 61008 TC (R6216TC) Brasilia	5100	Stone repro	Yes	
S 62010 FG (R6462FG) Mixture	5100	Stone repro		
S 68004 VO Atlas	5100	Stone repro	Yes	
S 68013 TC (R6424TC) System	5100	Stone repro	Yes	
S 68021 VV (R6520VV) Strong	5100	Stone repro	Yes	
U 11026 TC (U1026TC) Cristal	5100	Unicolor	Yes	
U 16002 MP (U1191MP) Congo	5100	Unicolor		

## Explanation icons

- Scratches sooner visible (due to the colour and structure combination)
- Not available in AMWD (Plywood with water stop)
- Differences in light can cause optical colour differences
- Design contains knots
- Veined pattern. Does not run through at transitions of worktop. It does in the edge finishing
- Grain direction
- Decor contains decorative scratches
- New colour in the collection
- Large color gradient in the plate, from dark to light or a vein. This is not clearly visible on a sample piece. Particularly with coupling connections, a large contrast or color difference can arise. Always mention this during the sales conversation.


## Discontinued colours 2022 (available while stocks last)

DE 2802 Universe



Detail possible corner connection.

Please note that due to a combination of light and texture, optical colour differences may occur between the worktop sections at corner joints.















Detail possible corner connection: worktop pattern does not run through by default.

## Colours outside the standard collection

In addition to the colours in the colour overview, Dekker Zevenhuizen can often also supply other colours that are common in the market. These non-standard colours are available in all versions. Inquire with the office staff about the availability of the colour (for additional costs per set-up, see "extra works"). Note: These colours have not been tested by Dekker for scratch and stain sensitivity, especially with matte colours this can be a problem. No reclamation is possible on this.

Worktops with colours outside the standard collection are ordered per commission. Cancellation is not possible. Delivery time will be two weeks longer.

Easy		colour sample	full panel
Colour:	<b>DE 1400</b> <b>Sparkle Gold</b>		
Max. dimensions:	4000 1200		
Particularities:			
Colour:	<b>DE 1401</b> <b>Sparkle Copper</b>		
Max. dimensions:	4000 1200		
Particularities:			
Colour:	<b>DE 1402</b> <b>Sparkle Brown</b>		
Max. dimensions:	4000 1200		
Particularities:			
Colour:	<b>DE 9400</b> <b>Cool Metal</b>		
Max. dimensions:	4000 1200		
Particularities:			
Colour:	<b>DE 9401</b> <b>Graphic Silver</b>		
Max. dimensions:	4000 1200		
Particularities:			
Colour:	<b>DE 9402</b> <b>Warm Metal</b>		
Max. dimensions:	4000 1200		
Particularities:			

Special wall panel colours are sensitive to scratches (no guarantee!). They cannot postformed and are only suitable for wall panels.

Although the pictures in this chapter give you a good impression of our colours, there might be slight differences in reality. Therefore, we recommend to always consult your samples.

Classic		colour sample	full panel
Colour:	M 9510 SM Brushed Argentum		
Max. dimensions:	4000 1200		
Particularities:			
Colour:	M 9610 SM Brushed Mirror		
Max. dimensions:	4000 1200		
Particularities:			

2

Special wall panel colours are sensitive to scratches (no guarantee!). They cannot be bent and are only suitable for wall panels.

Although the pictures in this chapter give you a good impression of our colours, there might be slight differences in reality. Therefore, we recommend to always consult your samples.



## Material

### Composition

#### Surface

Hpl (high pressure laminate): is made of resin impregnated cellulose layers, which are consolidated under heat and high pressure.



#### Core material

Waterproof glued Greengridz or Plywood.

#### Product description

(Max.) dimensions:

Plywood:	5100 x 600 mm and 4000 x 1200 mm
Greengridz:	5100 x 1200 mm (except GPR80: 4000 x 1200 mm)
Thickness:	depending on the base material
weight:	greengridz 38 mm 8 kg/m <sup>2</sup> Plywood 38 mm 18 kg/m <sup>2</sup>
Applications:	custom sheets, wall- and side panels

## Properties

### Advantages

- > large choice of edge finishes
- > large format, so almost unlimited possibilities as to the models
- > large size, which means less joints in longitudinal direction
- > competitively priced
- > Fast delivery
- > waterproof (plywood and Greengridz)
- > very stable due to double-sided lamination (Greengridz)
- > FSC-certified
- > relatively small ecological footprint (Greengridz)
- > less CO<sup>2</sup> emissions (Greengridz)
- > CARB2 quality mark (Greengridz)
- > Nordic Swan Ecolabel (Greengridz)
- > light weight (Greengridz)
- > biodegradable and 100% recyclable (Greengridz)

### Points of attention

- > Use cutting boards and coasters (scratches, burned spots, cracks because of thermal shocks cannot be repaired)!
- > Worktops in dark colours are not more scratch-sensitive than other colours. However, the scratches are sooner visible (scratches are not covered by the

warranty).

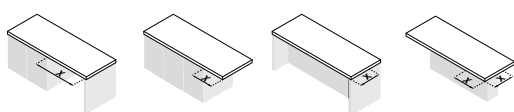
- > All alu-, stainless steel and wall panels are more scratch-sensitive (scratches are not covered by the warranty)
- > only use TopLaminate wall panels with BP-Saver behind hobs
- > due to a combination of light and structure, optical color differences may occur between worktop parts at corner joints. This is inherent to the material and no reason for reclamation.
- > stains caused during installation or by third parties and/or stains arising due to the use of the worktop are no reason for reclamation
- > never stand or sit on the worktop
- > for warranty and general conditions see: **www.dekkerzevenhuizen.com/customerportal**.

## Order

- > when calculating lengths, round up to 100 mm (min. 600 mm)
- > (Standard) dimensional tolerance 2 mm (length, depth, height)
- > minimum worktop length for two (or more) parts is 110 mm (due to the joint)
- > minimum height at wall panels is 100 mm
- > Always calculate extra works and edge finishings separately
- > kitchen- and table worktops are not available in wall panel colours (risk of scratching!)
- > Alu-, and stainless steel colours are only suitable for wall panels
- > in the case of wall panels and joints, slats, patterns or textures may not be continuous, because of the required mitre joint (order worktops with protruding parts in one piece due to the discrepancy of the slats, patterns or structures if connecting bolts are used!).
- > there is a risk of colour discrepancies between parts in the event of repeat deliveries or redeliveries. This is no reason for reclamation.
- > in case of thickened edgings, all cut outs should be mentioned in order to modify the borders if necessary.
- > in case of a built-up sink, only the cut-out is made; the sink will not be installed. However, flush-mounted sinks and undermount sinks are always installed, due to the right fit and waterproof seal
- > we do strongly discourage (semi-) undermount sinks that are not installed by the factory, because of the fact that even a plywood worktop would be irreparably damaged by the long-term impact of moisture at the

edge finishing. This is inherent to the material and no reason for reclamation.

- > In the case of stand alone gas appliances, the burners should be placed at least at the same height as the top of the top. This is to prevent (fire) damage to the worktop and/or loosening of the edge finish.
- > in case of a patterned or contrasting surface of corner worktops, colour differences may occur at the (connection) joint, or due to the incidence of light and/or direction of the pattern (inevitable).
- > the order should contain the colour number, dimensions, all cut outs (including type of sink and/or hob, plus if necessary the diameter), front measure in case of cut outs, body measure in case of high cabinet connections, space and type of edge finishing (when the position of the dishwasher is mentioned, an assembly strip will be provided) and preferably a drawing of the kitchen.
- > measuring the worktop, delivery and installation on the commission address is provided. Please mention this on your order incl. phone number reachable during the day (preferably cell-number) and desired dates.
- > we would like to receive molds at least 4 weeks before delivery. Molds must meet the following requirements: full size and of solid material (wood). Additionally, mention this on your order form.
- > For free-hanging parts and tops with a span, observe the maximum dimensions below (up to 3 mm sag is within the tolerance). If the distances are greater, additional support (by means of a bar support/table leg, (side panels) wall or L-profile) is necessary.



Material thickness (mm)	x = max. (mm):	x = max. (mm):	x = max. (mm):	x = max. (mm):
Greengridz 25 / 32 / 38	800 / 1400 / 1500	300 / 500 / 500	300 / 500 / 500	200 / 400 / 400
Greengridz 50 / 60 / 80	1600 / 1800 / 1900	500 / 600 / 700	500 / 600 / 700	400 / 500 / 600
Plywood 25 / 32 / 38	1200 / 1300	400 / 400	400 / 400	300 / 300
Plywood 50 up to 100	1200	400	400	300

Always send a drawing and an explanation from your order program. If you send both, we will proceed on the basis of the drawing. Always check your order confirmation, as this is binding!

## Core material

- > GPR: lightweight waterproof core material (Greengridz) suitable for flush-mounting of sinks;
- > RM: waterproof glued plywood, suitable for flush-mounted or semi-undermount sinks

## Edge finishings

- > Synthetic edge finishing ABS/PP: 2 mm facet; also available with a height of 50 up to 98 mm (worktop all-around thickened)
- > Synthetic edge finishing PPFR: chiseled profile in ABS/PP-edge finishing; 2 mm facet; also available with a height of 50 up to 62 mm (worktop all-around thickened).
- > Aluminum edging ALF: 3 mm facet; 38 mm standard; also available in 62 mm high (worktop thickened all around)

## Versions

- > AMWD 32: 32 mm waterproof glued plywood with water stop; limited number of colours possible; left and right edge finishing in colour with ABS/PP (mention this on your order!); suitable for flush-mounted sinks)
- > NAW: 8 mm mdf material for wall panels, front side in colour, backside with moisture-resistant kraft paper
- > GP-STOL 25 up to and including GP-STOL 98: Greengridz paneling wall, for mounting on the side wall of the kitchen in such a way that the worktop is placed (min.) 2 mm over it; finished on three sides as standard, long visible side with ABS/PP, other two sides with TopLaminate, finishing other sides at extra cost (only with ABS/PP); colors outside the collection are not possible. The top layer of GP-STOL 50 to GP-STOL 98 is 6 mm instead of 4 mm.
- > STOL 25 up to STOL 62: side panel of waterproof plywood; for fitting on the side of the kitchen so that the top lies (at least) 2 mm above it; collection colours standard three-sided finish, long visible side with ABS/PP, other two sides with TopLaminate, other sides finished at a surcharge (only with PP); colours outside the collection always three-sided TopLaminate finish (price equal to ABS/PP)

## Modifications and cancellations

- > Indicated on the order confirmation.

Modifications and cancellations for worktops in color and kitchen sinks outside of the default collection are not possible (they are ordered specially for you)



## Delivery

- > The delivery time is four weeks. However, this will be longer for colours outside the standard collection and during holiday periods.
- > wooden packaging for extra protection required: - Worktop with sink: wider than 600 mm and longer than 4000 mm - Worktop without sink: wider than 900 mm and longer than 4000 mm extra cost is 218.00 gross excl
- > installation instructions and maintenance advice are included in the form of card. The warranty conditions can be found on our website.
- > Attention: to avoid a broken worktop at delivery, it may occur that a part of the cut-out is still in the worktop. We will do this for worktops with a large cut-out or a certain length. Please take this into account, especially when the consumer installs the worktop themselves.

Check your order carefully! Once the consignment note has been signed, reclamations about any damage to the products will no longer be accepted.

## Measuring and installation

- > Please see chapter "Services" or according to the leaflet

## 5. Maintenance

### Daily maintenance

Wipe your worktop daily with a cloth and a clean soapy water from some detergent. Always rinse thoroughly with lukewarm water and dry your worktop with a clean, dry tea towel or kitchen paper. This will absorb any remaining dirt and any soap and water residues.

### Periodic maintenance

You can also use Top Cleaner, a special laminate cleaner that easily removes dirt from the laminate and leaves a wonderfully fresh scent. This product is available in the online shop. Always rinse well with lukewarm water and dry your worktop with a clean, dry tea towel or kitchen paper.

## Removing specific stains

**Grease, coffee/tea or red wine** (shiny or brown spots)  
Let the Top Cleaner or a clean soapy water of some detergent work in for a while until the dirt starts to react. Then treat with a melamine sponge. Moisten it slightly and then squeeze it out for sufficient friction. Always rinse thoroughly with lukewarm water and dry your worktop with a clean, dry tea towel or kitchen paper.

### Lime stains (dull white or brown spots)

Let the cleaning vinegar work in for a while. Then treat with a melamine sponge. Moisten it slightly and then squeeze it out for sufficient friction. Always rinse thoroughly with lukewarm water and dry your worktop with a clean, dry tea towel or kitchen paper. Make sure that cleaning vinegar does not come into contact with marble or bluestone.

### Ink, paint or nicotine

Remove withdrawn ink, paint, nicotine or felt-tip pen stains with white spirit or turpentine and the melamine sponge. Always rinse well with lukewarm water and dry your worktop with a clean, dry tea towel or kitchen paper.

## Remove stubborn stains

Use a melamine sponge and a little detergent soapy water. Always rinse thoroughly with lukewarm water and dry your top with a clean, dry tea towel or kitchen paper. Have the stains or rings diminished, but not yet completely disappeared? Then repeat this process. This treatment is not for the daily maintenance of your worktop!

Note: NEVER use hard abrasives such as steel wool, sandpaper or diamonds. They can permanently damage the worktop surface!

## Tips

- > Never allow liquids to dry. Do not leave fats or foods on the worktop for an unnecessarily long time.
- > NEVER use aggressive cleaning agents such as paint remover, brush, metal or oven cleaners, chlorine, sink unblockers or other chemicals!

## More information!

Would you like more information and cleaning tips or read about special offers from professional cleaners? Then check out [www.dekkerzevenhuizen.com/maintenance](http://www.dekkerzevenhuizen.com/maintenance)

### Top Cleaner article number: 290126

A laminate cleaner for daily maintenance. Easily removes dirt from the laminate. [www.dekkerzevenhuizen.com/shop](http://www.dekkerzevenhuizen.com/shop)








Worktop TopLaminate DE 2382 Statue Black

2

Green-  
gridz

GPR 25				order no.	€ excl. VAT	€ incl. VAT
	worktops up to	250 mm deep	per m <sup>1</sup>	GPR25SPE-025	139,00	<b>168,19</b>
	worktops up to	600mm deep	per m <sup>1</sup>	GPR25SPE-060	169,00	<b>204,49</b>
	worktops up to	650mm deep	per m <sup>1</sup>	GPR25SPE-065	191,00	<b>231,11</b>
	worktops up to	750 mm deep	per m <sup>1</sup>	GPR25SPE-075	225,00	<b>272,25</b>
	worktops up to	900mm deep	per m <sup>1</sup>	GPR25SPE-090	239,00	<b>289,19</b>
	worktops up to	1200mm deep	per m <sup>1</sup>	GPR25SPE-120	302,00	<b>365,42</b>

24 mm Greengridz  
without edge trim

The maximum length of GPR 25 is 5100 mm

GPR 32						
	worktops up to	250 mm deep	per m <sup>1</sup>	GPR32SPE-025	142,00	<b>171,82</b>
	worktops up to	600mm deep	per m <sup>1</sup>	GPR32SPE-060	170,00	<b>205,70</b>
	worktops up to	650mm deep	per m <sup>1</sup>	GPR32SPE-065	192,00	<b>232,32</b>
	worktops up to	750 mm deep	per m <sup>1</sup>	GPR32SPE-075	229,00	<b>277,09</b>
	worktops up to	900mm deep	per m <sup>1</sup>	GPR32SPE-090	242,00	<b>292,82</b>
	worktops up to	1200mm deep	per m <sup>1</sup>	GPR32SPE-120	304,00	<b>367,84</b>


32 mm Greengridz  
without edge trim

The maximum length of GPR 32 is 5100 mm

GPR 38						
	worktops up to	250 mm deep	per m <sup>1</sup>	GPR38SPE-025	178,00	<b>215,38</b>
	worktops up to	600mm deep	per m <sup>1</sup>	GPR38SPE-060	210,00	<b>254,10</b>
	worktops up to	650mm deep	per m <sup>1</sup>	GPR38SPE-065	232,00	<b>280,72</b>
	worktops up to	750 mm deep	per m <sup>1</sup>	GPR38SPE-075	278,00	<b>336,38</b>
	worktops up to	900mm deep	per m <sup>1</sup>	GPR38SPE-090	297,00	<b>359,37</b>
	worktops up to	1200mm deep	per m <sup>1</sup>	GPR38SPE-120	373,00	<b>451,33</b>


38 mm Greengridz  
without edge trim

The maximum length of GPR 38 is 5100 mm

GPR 50						
	worktops up to	250 mm deep	per m <sup>1</sup>	GPR50SPE-025	178,00	<b>215,38</b>
	worktops up to	600mm deep	per m <sup>1</sup>	GPR50SPE-060	210,00	<b>254,10</b>
	worktops up to	650mm deep	per m <sup>1</sup>	GPR50SPE-065	232,00	<b>280,72</b>
	worktops up to	750 mm deep	per m <sup>1</sup>	GPR50SPE-075	278,00	<b>336,38</b>
	worktops up to	900mm deep	per m <sup>1</sup>	GPR50SPE-090	297,00	<b>359,37</b>
	worktops up to	1200mm deep	per m <sup>1</sup>	GPR50SPE-120	373,00	<b>451,33</b>


50 mm Greengridz  
without edge trim

The maximum length of GPR 50 is 5100 mm

GPR 60						
	worktops up to	250 mm deep	per m <sup>1</sup>	GPR60SPE-025	178,00	<b>215,38</b>
	worktops up to	600mm deep	per m <sup>1</sup>	GPR60SPE-060	210,00	<b>254,10</b>
	worktops up to	650mm deep	per m <sup>1</sup>	GPR60SPE-065	232,00	<b>280,72</b>
	worktops up to	750 mm deep	per m <sup>1</sup>	GPR60SPE-075	278,00	<b>336,38</b>
	worktops up to	900mm deep	per m <sup>1</sup>	GPR60SPE-090	297,00	<b>359,37</b>
	worktops up to	1200mm deep	per m <sup>1</sup>	GPR60SPE-120	373,00	<b>451,33</b>







58 mm Greengridz  
without edge finish

The maximum length of GPR 60 is 5100 mm

GPR 80				order no.	€ excl. VAT	€ incl. VAT
	worktops up to	250 mm deep	per m1	GPR80SPE-025	178,00	<b>215,38</b>
	worktops up to	600mm deep	per m <sup>1</sup>	GPR80SPE-060	210,00	<b>254,10</b>
	worktops up to	650mm deep	per m <sup>1</sup>	GPR80SPE-065	232,00	<b>280,72</b>
	worktops up to	750 mm deep	per m <sup>1</sup>	GPR80SPE-075	278,00	<b>336,38</b>
	worktops up to	900mm deep	per m <sup>1</sup>	GPR80SPE-090	297,00	<b>359,37</b>
	worktops up to	1200mm deep	per m <sup>1</sup>	GPR80SPE-120	373,00	<b>451,33</b>

77mm Greengridz  
without edge trim

The maximum length of GPR 80 is 4000 mm

Corner connections						
Corner connection 1	(angle connection)		per unit	GPRxxSPE-HV1	66,00	<b>79,86</b>
Corner connection 2	(mitre coupling)		per unit	GPRxxSPE-HV2	86,00	<b>104,06</b>
Corner connection 3	(angled section with mitre joint)		per unit	GPRxxSPE-HV3	445,00	<b>538,45</b>
Corner connection 3a	(slanted corner part with angled coupling)		per unit	GPRxxSPE-HV3A	497,00	<b>601,37</b>
Corner connection 4	(full angle section with mitre joint)		per unit	GPRxxSPE-HV4	667,00	<b>807,07</b>
Corner connection 4a	(full angle section with mitre joint)		per unit	GPRxxSPE-HV4A	667,00	<b>807,07</b>









Complete with assembly kit.



Worktop TopLaminate DE 2380 Wave

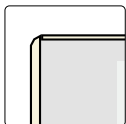
2

Green-  
gridz


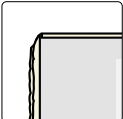





Edge finish ABS/PP					order no.	€ excl. VAT	€ incl. VAT
		ABS/PP 25 mm		per m <sup>1</sup>	GPR25SPE-ABS	53,00	<b>64,13</b>
		ABS/PP 32 mm		per m <sup>1</sup>	GPR32SPE-ABS	53,00	<b>64,13</b>
		ABS/PP 38 mm		per m <sup>1</sup>	GPR38SPE-ABS	53,00	<b>64,13</b>
		ABS/PP 50 mm		per m <sup>1</sup>	GPR50SPE-ABS	102,00	<b>123,42</b>
		ABS/PP 60 mm		per m <sup>1</sup>	GPR60SPE-ABS	118,00	<b>142,78</b>
		ABS/PP 80 mm		per m <sup>1</sup>	GPR80SPE-ABS	153,00	<b>185,13</b>

2 mm ABS/PP edge 25 to 38 mm high including facet

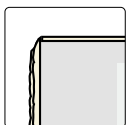
2 mm ABS/PP edge 25 to 38 mm high including facet



2 mm ABS/PP-edge finishing 50 to 80 mm high including facet

Edge chiseled							
		PPFR 25 mm		per m <sup>1</sup>	GPR25SPE-PPFR	92,00	<b>111,32</b>
		PPFR 32 mm		per m <sup>1</sup>	GPR32SPE-PPFR	92,00	<b>111,32</b>
		PPFR 38 mm		per m <sup>1</sup>	GPR38SPE-PPFR	92,00	<b>111,32</b>
		PPFR 50 mm		per m <sup>1</sup>	GPR50SPE-PPFR	137,00	<b>165,77</b>
		PPFR 60 mm		per m <sup>1</sup>	GPR60SPE-PPFR	157,00	<b>189,97</b>












2 mm PPFR edge 25 to 38 mm high with facet



2 mm PPFR edge 50 to 80 mm high with facet

Edge finishing Aluminum							
		ALF 38 mm		per m <sup>1</sup>	GPR38SPE-ALF	72,00	<b>87,12</b>

3 mm aluminum edge finishing 38 mm high including facet

Different versions			order no.	€ excl. VAT	€ incl. VAT
Colours outside the collection (cancelling is not possible)	(surcharge per setup)	per unit	HPL-KBCTOES	350,00	<b>423,50</b>
Bottom side in the same color of the worktop	(min. 0,2 m <sup>2</sup> )	per m <sup>2</sup>	GPRxxSPE-A-ONDK	102,00	<b>123,42</b>
Wooden packaging for worktops (for the criteria, see product information)	(surcharge per setup)	per unit	KRAT-HPL-ST	218,00	<b>263,78</b>
Finishes					
Seperate edge strip (HPL) to use for the sides up to 38 mm high		per m <sup>1</sup>	GPRxxSPE-A-LOS	6,50	<b>7,87</b>
Seperate edge stripe (HPL) for ends 50 to 80 mm		per m <sup>1</sup>	GPRxxSPE-A-LOSx	20,00	<b>24,20</b>
Cut outs					
Cut-out for built-on hob or built-on sink		per unit	GPRxxSPE-KPL	29,50	<b>35,70</b>
Tap hole in worktop (mention diameter)		per unit	GPRxxSPE-KRG	15,50	<b>18,76</b>
Tap hole in the kitchen sink (mention diameter)		per unit	GPRxxSPE-KRG035	24,50	<b>29,65</b>
Extra works					
Oblique side (with edge trim from 50 x 50 mm)		per unit	GPRxxSPE-SCH	79,00	<b>95,59</b>
Rounded corner up to 38 mm high (radius min. 50 mm)*		per unit	GPRxxSPE-R-ABS	99,00	<b>119,79</b>
Rounded corner 50 to 80 mm high (radius min. 70 mm)*		per unit	GPRxxSPE-R-ABSx	124,00	<b>150,04</b>
Inner rounding up to 38 mm high (radius min. 70 mm)*		per unit	GPRxxSPE-BR-ABS	124,00	<b>150,04</b>
Inner rounding 50 up to 80 mm high (radius min. 100 mm)*		per unit	GPRXXSPE-BRABSX	135,00	<b>163,35</b>
Double- or triple cut-out without edge finishing		per unit	GPRxxSPE-KOLOM	51,00	<b>61,71</b>
Corner cut out with edging finishing (two sides)		per unit	GPRxxSPE-KOL-A	84,00	<b>101,64</b>
Column cut out with edging finishing (three sides)		per unit	GPRxxSPE-KOL3-A	103,00	<b>124,63</b>


Always calculate the edge finishing on a machining separately!







\*not possible with an ALF-edge finishing




2

ply-  
wood

AMWD 32			order no.	€ excl. VAT	€ incl. VAT
	worktops up to	600mm deep	per m <sup>1</sup> AMWD-RH-060	245,00	<b>296,45</b>
	worktops up to	750 mm deep	per m <sup>1</sup> AMWD-RH-075	344,00	<b>416,24</b>
	worktops up to	900mm deep	per m <sup>1</sup> AMWD-RH-090	352,00	<b>425,92</b>
	worktops up to	1200mm deep	per m <sup>1</sup> AMWD-RH-120	426,00	<b>515,46</b>
The maximum length of worktop up to 600 mm deep is 5100 mm The maximum length of worktop up to 750, 900 and 1200 mm is 4000 mm					
32 mm plywood with water stop			Available in the colors listed below		

Corner connections						
Corner connection 1	(angle connection)		per unit	AMWD-HV1	66,00	<b>79,86</b>
Corner connection 2	(mitre coupling)		per unit	AMWD-HV2	86,00	<b>104,06</b>
Corner connection 3	(angled section with mitre joint)		per unit	AMWD-RH-HV3	510,00	<b>617,10</b>
Corner connection 3a	(slanted corner part with angled coupling)		per unit	AMWD-RH-HV3A	552,00	<b>667,92</b>
Corner connection 4	(full angle section with mitre joint)		per unit	AMWD-RH-HV4	796,00	<b>963,16</b>
Corner connection 4a	(full angle section with mitre joint)		per unit	AMWD-RH-HV4A	796,00	<b>963,16</b>

Complete with assembly kit.









AMWD 32, standard sizes (no extra works possible)					
	Dimensions ± 2500 x 600 mm	per unit	STMD-250	393,00	<b>475,53</b>
	Dimensions ± 4000 x 600 mm	per unit	STMD-400	577,00	<b>698,17</b>
<ul style="list-style-type: none"><li>&gt; - Packed in cardboard incl. two edge strips.</li><li>&gt; colours according to collection, see below</li><li>&gt; colours outside collection not possible</li><li>&gt; size tolerance 50 mm</li><li>&gt; the ends are not sawn clean</li></ul>					

32 mm plywood with water stop

Attention: different price group

Color overview AMWD 32			
669 R Willow	DE 2393 Inverno	F 628 ST16 Charred Stone	R 20027 RT (R4262RT) Frame
1931 C Mixed Grey	DE 2610 Variety	F 629 ST16 Metallic Black	R 20029 RT (R4264RT) Original
2483 V Pluto	DE 2619 Pirna	F 638 ST16 Move	R 20041 RT (R4289RT) Temper
2502 F Quirky Grey	DE 2620 Sandy Gravel	F 641 ST16 Gray Wash	R 30021 RT (R4896RT) Early
3243-60 Groove	DE 2800 Cobalt Black	F 812 ST76 Fairy White	R 30023 MO (R5151MO) Tub
5026 T Curious	DE 5901 Nordic Wood	F 73010 TC (F7684TC) Fino	S 61008 TC (R6216TC) Brasilia
5133 S Primeval	DE 5902 Cozy Oak	F 76016 MP (F7654MP) Harvest	S 68021 VV (R6520VV) Strong
5568 P Terra	DE 5977 Roots	F 76037 FG Rust Brown	S 68004 VO Atlas
6080 P Marbelous	F 094 ST9 Brown Tide	F 79001 MP (F8340MP) Magnetic	S 68013 TC (R6424TC) System
DE 2380 Wave	F 095 ST87 Riverstone	H 1146 ST22 Lord	U 11026 TC (U1026TC) Cristal
DE 2381 Statue White	F 121 ST76 Shadow	H 1145 ST22 Soft Oak	
DE 2390 Rocky	F 187 ST76 Industrial	H 2032 ST10 Quiet Oak	
DE 2392 Statue Grey	F 275 ST15 Astro	H 3157 ST12 Iroko	



Different versions			order no.	€ excl. VAT	€ incl. VAT
Colors outside AMWD collection, but in standard collection	(surcharge per setup)	per unit	AMWD-KBCTOES	145,00	<b>175,45</b>
Colours outside the collection (cancelling is not possible)	(surcharge per setup)	per unit	HPL-KBCTOES	350,00	<b>423,50</b>
*colours outside the collection always on request!					
Wooden packaging for worktops (for the criteria, see product information)	(surcharge per setup)	per unit	KRAT-HPL-ST	218,00	<b>263,78</b>
Finishes					
Mask off end of AMWD 32 with ABS/PP in the colour of the worktop		per m <sup>1</sup>	AMWD-ABS-KOP	gratis	<b>gratis</b>
Separate edge strip (HPL) for end side AMWD 32		per m <sup>1</sup>	AMWD-A-LOS	gratis	<b>gratis</b>
Edge strip back side AMWD 32 with ABS/PP in the colour of the worktop		per m <sup>1</sup>	AMWD-ABS-ACHT	53,00	<b>64,13</b>
Glued water stop AMWD 32		per m <sup>1</sup>	AMWD-WKA-ZA	245,00	<b>296,45</b>
Cut outs					
Cut-out for built-on hob or built-on sink		per unit	AMWD-KPL	29,50	<b>35,70</b>
Tap hole in worktop (mention diameter)		per unit	AMWD-KRG	15,50	<b>18,76</b>
Tap hole in the kitchen sink (mention diameter)		per unit	AMWD-KRG035	24,50	<b>29,65</b>
Extra works					
Oblique side (with edge trim from 50 x 50 mm)		per unit	AMWD-S-ABS	79,00	<b>95,59</b>
Rounded corner, taped with ABS/PP (radius min. 100 mm)		per unit	AMWD-R-ABS	99,00	<b>119,79</b>
Double- or triple cut-out without edge finishing		per unit	AMWD-KOLOM	51,00	<b>61,71</b>
Corner cut out with edging finishing (two sides)		per unit	AMWD-KOL-A	84,00	<b>101,64</b>
Column cut out with edging finishing (three sides)		per unit	AMWD-KOL3-A	103,00	<b>124,63</b>
Calculating the width of worktops (only with AMWD 32)		per unit	AMWD-BRZ	24,50	<b>29,65</b>

Always calculate the edge finishing on a machining separately!

2

ply-  
wood

RM 25				order no.	€ excl. VAT	€ incl. VAT
	worktops up to	250 mm deep	per m <sup>1</sup>	RM25SPE-025	153,00	<b>185,13</b>
	worktops up to	600mm deep	per m <sup>1</sup>	RM25SPE-060	183,00	<b>221,43</b>
	worktops up to	650mm deep	per m <sup>1</sup>	RM25SPE-065	206,00	<b>249,26</b>
	worktops up to	750 mm deep	per m <sup>1</sup>	RM25SPE-075	244,00	<b>295,24</b>
	worktops up to	900mm deep	per m <sup>1</sup>	RM25SPE-090	258,00	<b>312,18</b>
	worktops up to	1200mm deep	per m <sup>1</sup>	RM25SPE-120	323,00	<b>390,83</b>

25 mm plywood without edge finishing

The maximum length of worktop up to 600 mm wide is 5100 mm  
For the other widths the maximum length is 4000 mm

RM 32						
	worktops up to	250 mm deep	per m <sup>1</sup>	RM32SPE-025	161,00	<b>194,81</b>
	worktops up to	600mm deep	per m <sup>1</sup>	RM32SPE-060	192,00	<b>232,32</b>
	worktops up to	650mm deep	per m <sup>1</sup>	RM32SPE-065	217,00	<b>262,57</b>
	worktops up to	750 mm deep	per m <sup>1</sup>	RM32SPE-075	261,00	<b>315,81</b>
	worktops up to	900mm deep	per m <sup>1</sup>	RM32SPE-090	273,00	<b>330,33</b>
	worktops up to	1200mm deep	per m <sup>1</sup>	RM32SPE-120	344,00	<b>416,24</b>


32 mm plywood without edge finishing

The maximum length of worktop up to 600 mm wide is 5100 mm  
For the other widths the maximum length is 4000 mm

RM 38						
	worktops up to	250 mm deep	per m <sup>1</sup>	RM38SPE-025	200,00	<b>242,00</b>
	worktops up to	600mm deep	per m <sup>1</sup>	RM38SPE-060	238,00	<b>287,98</b>
	worktops up to	650mm deep	per m <sup>1</sup>	RM38SPE-065	264,00	<b>319,44</b>
	worktops up to	750 mm deep	per m <sup>1</sup>	RM38SPE-075	317,00	<b>383,57</b>
	worktops up to	900mm deep	per m <sup>1</sup>	RM38SPE-090	333,00	<b>402,93</b>
	worktops up to	1200mm deep	per m <sup>1</sup>	RM38SPE-120	423,00	<b>511,83</b>







38 mm plywood without edge finishing

The maximum length of worktop up to 600 mm wide is 5100 mm  
For the other widths the maximum length is 4000 mm

RM 50, 62, 80 and 98						
	worktops up to	250 mm deep	per m <sup>1</sup>	RMxxSPE-025	200,00	<b>242,00</b>
	worktops up to	600mm deep	per m <sup>1</sup>	RMxxSPE-060	238,00	<b>287,98</b>
	worktops up to	650mm deep	per m <sup>1</sup>	RMxxSPE-065	264,00	<b>319,44</b>
	worktops up to	750 mm deep	per m <sup>1</sup>	RMxxSPE-075	317,00	<b>383,57</b>
	worktops up to	900mm deep	per m <sup>1</sup>	RMxxSPE-090	333,00	<b>402,93</b>
	worktops up to	1200mm deep	per m <sup>1</sup>	RMxxSPE-120	423,00	<b>511,83</b>

Plywood without edge finishing

The maximum length of worktop up to 600 mm deep is 5100 mm  
For the other widths the maximum length is 4000 mm


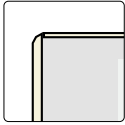







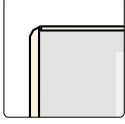

Type of joints			order no.	€ excl. VAT	€ incl. VAT
Corner connection 1	(angle connection)		per unit RMxxSPE-HV1	66,00	<b>79,86</b>
Corner connection 2	(mitre coupling)		per unit RMxxSPE-HV2	86,00	<b>104,06</b>
Corner connection 3	(angled section with mitre joint)		per unit RMxxSPE-HV3	500,00	<b>605,00</b>
Corner connection 3a	(slanted corner part with angled coupling)		per unit RMxxSPE-HV3A	560,00	<b>677,60</b>
Corner connection 4	(full angle section with mitre joint)		per unit RMxxSPE-HV4	754,00	<b>912,34</b>
Corner connection 4a	(full angle section with mitre joint)		per unit RMxxSPE-HV4A	754,00	<b>912,34</b>


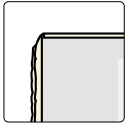






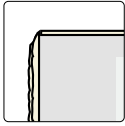
Complete with assembly kit.


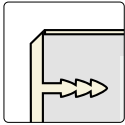



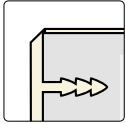













2

ply-  
wood

Edge finish ABS/PP					order no.	€ excl. VAT	€ incl. VAT
 	2 mm ABS/PP edge 25 to 38 mm high including facet	ABS/PP 25 mm		per m <sup>1</sup>	RM25SPE-ABS	53,00	<b>64,13</b>
		ABS/PP 32 mm		per m <sup>1</sup>	RM32SPE-ABS	53,00	<b>64,13</b>
		ABS/PP 38 mm		per m <sup>1</sup>	RM38SPE-ABS	53,00	<b>64,13</b>
		ABS/PP 50 mm		per m <sup>1</sup>	RM50SPE-ABS	155,00	<b>187,55</b>
		ABS/PP 60 mm		per m <sup>1</sup>	RM60SPE-ABS	172,00	<b>208,12</b>
		ABS/PP 80 mm		per m <sup>1</sup>	RM80SPE-ABS	207,00	<b>250,47</b>
 	2 mm ABS / PP edge 50 to 98 mm high with facet	ABS/PP 98 mm		per m <sup>1</sup>	RM98SPE-ABS	225,00	<b>272,25</b>
		<b>ABS = PP</b> What is called ABS, is in fact PP. PP stands for polypropylene, a material which is more eco-friendly material than ABS. Furthermore it has a better resistance to heat and chemical substances and it does not turn yellow. Furthermore, there are no other differences: PP looks like ABS and is available in all laminate colors of the collection. When you choose a front side of ABS/PP, all other sides will have the same edge finishing.					

Edge chiseled							
 	2 mm PPFR edge 25 to 38 mm high with facet	PPFR 25 mm		per m <sup>1</sup>	RM25SPE-PPFR	92,00	<b>111,32</b>
		PPFR 32 mm		per m <sup>1</sup>	RM32SPE-PPFR	92,00	<b>111,32</b>
		PPFR 38 mm		per m <sup>1</sup>	RM38SPE-PPFR	92,00	<b>111,32</b>
		PPFR 50 mm		per m <sup>1</sup>	RM50SPE-PPFR	190,00	<b>229,90</b>
		PPFR 60 mm		per m <sup>1</sup>	RM60SPE-PPFR	210,00	<b>254,10</b>
 	2 mm PPFR edge 50 and 62 mm high with facet						

Edge finishing Aluminum							
 	3 mm aluminum edge finishing 38 mm high including facet	ALF 38 mm		per m <sup>1</sup>	RM38SPE-ALF	72,00	<b>87,12</b>
		ALF 62 mm		per m <sup>1</sup>	RM60SPE-ALF	215,00	<b>260,15</b>
 	3 mm aluminium edge finishing 62 mm high including facet						

Different versions			order no.	€ excl. VAT	€ incl. VAT
Colours outside the collection (cancelling is not possible)	(surcharge per setup)	per unit	HPL-KBCTOES	350,00	<b>423,50</b>
*colours outside the collection always on request!					
Bottom side in the same color of the worktop	(min. 0,2 m <sup>2</sup> )	per m <sup>2</sup>	RMxxSPE-A-ONDK	102,00	<b>123,42</b>
Wooden packaging for worktops (for the criteria, see product information)	(surcharge per setup)	per unit	KRAT-HPL-ST	218,00	<b>263,78</b>
* thickened only possible in Greengridz					
Finishes					
Seperate edge strip (HPL) to use for the sides up to 38 mm high		per m <sup>1</sup>	RMxxSPE-A-LOS	6,50	<b>7,87</b>
Seperate edge strip (HPL) to use for the sides, for thicker than 38 mm		per m <sup>1</sup>	RMxxSPE-AO-LOS	20,00	<b>24,20</b>
Cut outs					
Cut-out for built-on hob or built-on sink		per unit	RMxxSPE-KPL	29,50	<b>35,70</b>
Tap hole in worktop (mention diameter)		per unit	RMxxSPE-KRG	15,50	<b>18,76</b>
Tap hole in the kitchen sink (mention diameter)		per unit	RMxxSPE-KRG035	24,50	<b>29,65</b>
Extra works					
Oblique side (with edge trim from 50 x 50 mm)		per unit	RMxxSPE-SCH	79,00	<b>95,59</b>
Rounded corner up to 38 mm high (radius min. 50 mm)*		per unit	RMxxSPE-R-ABS	99,00	<b>119,79</b>
Rounded corner in thickened version (radius min. 70 mm)*		per unit	RMxxSPE-R-ABSx	124,00	<b>150,04</b>
Inner rounding up to 38 mm high (radius min. 70 mm)*		per unit	RMxxSPE-BR-ABS	124,00	<b>150,04</b>
Inner rounding in thickened version (radius min. 100 mm)*		per unit	RMxxSPE-BR-ABSx	135,00	<b>163,35</b>
Double- or triple cut-out without edge finishing		per unit	RMxxSPE-KOLOM	51,00	<b>61,71</b>
Corner cut out with edging finishing (two sides)		per unit	RMxxSPE-KOL-A	84,00	<b>101,64</b>
Column cut out with edging finishing (three sides)		per unit	RMxxSPE-KOL3-A	103,00	<b>124,63</b>
Always calculate the extra work and edging finishings separately!					
* not possible with an ALF edge finish					

## NAW8, wall panels EASY (incl. all worktop colours)



			order no.	€ excl. VAT	€ incl. VAT
Wall panels 100 up to	250 mm high*	per m1	NAW-0-025	74,00	<b>89,54</b>
Wall panels up to	600 mm high	per m <sup>1</sup>	NAW-0-060	100,00	<b>121,00</b>
Wall panels up to	900 mm high	per m <sup>1</sup>	NAW-0-090	171,00	<b>206,91</b>
Wall panels up to	1200 mm high	per m1	NAW-0-120	194,00	<b>234,74</b>

The minimum height of a wall panels is 100 mm.

The maximum length is 4000 mm with the exception of the decors which have a maximum length of 5100 mm in the colour options.

## NAW8, wall panels CLASSIC



Wall panels 100 up to	250 mm high*	per m1	NAW-1-025	114,00	<b>137,94</b>
Wall panels up to	600 mm high	per m <sup>1</sup>	NAW-1-060	206,00	<b>249,26</b>
Wall panels up to	900 mm high	per m <sup>1</sup>	NAW-1-090	337,00	<b>407,77</b>
Wall panels up to	1200 mm high	per m1	NAW-1-120	417,00	<b>504,57</b>

The minimum height of a wall panel is 100 mm

The maximum length is 4000 mm.

We always recommend installing a BP saver to protect the wall panel against heat.

\*Maximum length is 3500 mm










Wall panel TopLaminate DE 1400 Sparkle Gold





Edging finishing		order no.	€ excl. VAT	€ incl. VAT
Edge bending (with HPL), Easy-collection	per m <sup>1</sup>	NAW-A-NW	19,50	<b>23,60</b>
Edge bending (with HPL), Classic-collection	per m <sup>1</sup>	NAW-A-CPU	34,00	<b>41,14</b>
Loose edge strip (HPL) to use for the sides, Easy-collection	per m <sup>1</sup>	NAW-A-LOS	6,50	<b>7,87</b>
Loose edge strip (HPL) to use for the sides, Classic-collection	per m <sup>1</sup>	NAW-A-LOS-CPU	20,50	<b>24,81</b>


Deviating versions					
Colours outside the collection (cancelling is not possible)	(surcharge per setup)	per unit	HPL-KBCTOES	350,00	<b>423,50</b>
*colours outside the collection always on request!					


Extra works					
Oblique side (with edge trim from 50 x 50 mm)		per unit	NAW-SCHUIN	79,00	<b>95,59</b>
Rounded corner (radius min. 50 mm)*		per unit	NAW-ROND	99,00	<b>119,79</b>
Inner rounding (radius min. 50 mm)*		per unit	NAW-BR-A	124,00	<b>150,04</b>
Double- or triple cut-out without edge finishing		per unit	NAW-KOLOM	51,00	<b>61,71</b>
Corner cut out with edging finishing (two sides)		per unit	NAW-KOL-A	84,00	<b>101,64</b>
Column cut out with edging finishing (three sides)		per unit	NAW-KOL3-A	103,00	<b>124,63</b>
Wall sockets cut-outs (70 mm round)		per unit	NAW-KRG070	28,50	<b>34,49</b>
Parts to connect splashbacks		per m <sup>1</sup>	NAW-VEER	26,00	<b>31,46</b>
straight connection incl. parts to connect		per unit	NAW-HVR	20,50	<b>24,81</b>

Always calculate the extra work and edging finishings separately!

Wall panel profile screw-on model (max. 6000 mm)					
	Length 2650 mm - aluminium	per unit	RAF-AWP-265-ALU	42,50	<b>51,43</b>
	Length 4100 mm - aluminum	per unit	RAF-AWP-410-ALU	56,00	<b>67,76</b>
	Made to measure - aluminium	per m <sup>1</sup>	RAF-AWP-OPM1-ALU	21,00	<b>25,41</b>
	Made to measure - black	per m <sup>1</sup>	RAF-AWP-OPM1-ZWA	21,00	<b>25,41</b>

135° wall panel profile (max. 6000mm)					
	Aluminium	per m <sup>1</sup>	RAF-AWP-135GRD-ALU	21,00	<b>25,41</b>
	Black	per m <sup>1</sup>	RAF-AWP-135GRD-ZWA	21,00	<b>25,41</b>

90° wall panel profile (max. 6000 mm)					
	Aluminium	per m <sup>1</sup>	RAF-AWP-90GRD-ALU	21,00	<b>25,41</b>
	Black	per m <sup>1</sup>	RAF-AWP-90GRD-ZWA	21,00	<b>25,41</b>

Wall connection profile Piccolo (incl. adhesive strip)					
	Stainless steel look 14 x 14 x 3000 mm	per unit	260665	25,00	<b>30,25</b>
	ALU look 14 x 14 x 3000 mm	per unit	260666	25,00	<b>30,25</b>

Please order the profiles together with the wallpanels for a complete delivery

2



Side panel 24 mm thick, two sides finished with TopLaminate, one long visible side finished with ABS/PP\*

side  
panels

## GPSTOL 25

			order no.	€ excl. VAT	€ incl. VAT
Side panels up to	380 mm deep	per m <sup>1</sup>	GPSTOL25-038	223,00	<b>269,83</b>
Side panels up to	600 mm deep	per m <sup>1</sup>	GPSTOL25-060	238,00	<b>287,98</b>
Side panels up to	900 mm deep	per m <sup>1</sup>	GPSTOL25-090	324,00	<b>392,04</b>
Side panels up to	1200 mm deep	per m <sup>1</sup>	GPSTOL25-120	411,00	<b>497,31</b>

The maximum length is 4000 mm.

### extra works

ABS/PP edge trim on top, bottom or back	per m <sup>1</sup>	GPSTOL25-ABS-FL	53,00	<b>64,13</b>
PPFR edge banding on front side (instead of ABS/PP)	per m <sup>1</sup>	GPSTOL25-PPFR	37,00	<b>44,77</b>
PPFR chiseled edge finish. on top, bottom or back	per m <sup>1</sup>	GPSTOL25-PPFR-FL	92,00	<b>111,32</b>

## GPSTOL 32



Side panel 32 mm thick, two sides finished with TopLaminate, one long visible side finished with ABS/PP\*

Side panels up to	380 mm deep	per m <sup>1</sup>	GPSTOL32-038	231,00	<b>279,51</b>
Side panels up to	600 mm deep	per m <sup>1</sup>	GPSTOL32-060	254,00	<b>307,34</b>
Side panels up to	900 mm deep	per m <sup>1</sup>	GPSTOL32-090	347,00	<b>419,87</b>
Side panels up to	1200 mm deep	per m <sup>1</sup>	GPSTOL32-120	435,00	<b>526,35</b>

The maximum length is 4000 mm.

### extra works

ABS/PP edge trim on top, bottom or back	per m <sup>1</sup>	GPSTOL32-ABS-FL	53,00	<b>64,13</b>
PPFR edge banding on front side (instead of ABS/PP)	per m <sup>1</sup>	GPSTOL32-PPFR	37,00	<b>44,77</b>
PPFR chiseled edge finish. on top, bottom or back	per m <sup>1</sup>	GPSTOL32-PPFR-FL	92,00	<b>111,32</b>

## GPSTOL 39



Side panel 39 mm thick, two sides finished with TopLaminate, one long visible side finished with ABS/PP\*




Side panels up to	380 mm deep	per m <sup>1</sup>	GPSTOL39-038	272,00	<b>329,12</b>
Side panels up to	600 mm deep	per m <sup>1</sup>	GPSTOL39-060	280,00	<b>338,80</b>
Side panels up to	900 mm deep	per m <sup>1</sup>	GPSTOL39-090	377,00	<b>456,17</b>
Side panels up to	1200 mm deep	per m <sup>1</sup>	GPSTOL39-120	467,00	<b>565,07</b>

The maximum length is 4000 mm.

### extra works

ABS/PP edge trim on top, bottom or back	per m <sup>1</sup>	GPSTOL39-ABS-FL	53,00	<b>64,13</b>
PPFR edge banding on front side (instead of ABS/PP)	per m <sup>1</sup>	GPSTOL39-PPFR	37,00	<b>44,77</b>
PPFR chiseled edge finish. on top, bottom or back	per m <sup>1</sup>	GPSTOL39-PPFR-FL	92,00	<b>111,32</b>
ALF Alu edge finish on the front (instead of ABS/PP)	per m <sup>1</sup>	GPSTOL39-ALF	20,00	<b>24,20</b>
ALF Alu edge finish. on top, bottom or back	per m <sup>1</sup>	GPSTOL39-ALF-FL	59,00	<b>71,39</b>

\* Please indicate all edge finishes on the drawing. Side panels are standard finished on three sides. Other sides can be finished on surcharge.  
If you order a colour with a texture, clearly state the texture direction. Always send the kitchen drawing or a situation sketch. **Attention: always keep 2 mm overhangs in length and in depth when combining worktops with side panels**

GPSTOL 50				order no.	€ excl. VAT	€ incl. VAT
	Side panels up to	380 mm deep	per m <sup>1</sup>	GPSTOL50-038	329,00	<b>398,09</b>
	Side panels up to	600 mm deep	per m <sup>1</sup>	GPSTOL50-060	347,00	<b>419,87</b>
	Side panels up to	900 mm deep	per m <sup>1</sup>	GPSTOL50-090	434,00	<b>525,14</b>
	Side panels up to	1200 mm deep	per m <sup>1</sup>	GPSTOL50-120	527,00	<b>637,67</b>
	The maximum length is 3000 mm					
extra work						
ABS/PP edge trim on top, bottom or back			per m <sup>1</sup>	GPSTOL50-ABS-FL	63,00	<b>76,23</b>
PPFR edge banding on front side (instead of ABS/PP)			per m <sup>1</sup>	GPSTOL50-PPFR	37,00	<b>44,77</b>
PPFR chiseled edge finish. on top, bottom or back			per m <sup>1</sup>	GPSTOL50-PPFR-FL	99,00	<b>119,79</b>
GPSTOL 60						
	Side panels up to	380 mm deep	per m <sup>1</sup>	GPSTOL60-038	343,00	<b>415,03</b>
	Side panels up to	600 mm deep	per m <sup>1</sup>	GPSTOL60-060	356,00	<b>430,76</b>
	Side panels up to	900 mm deep	per m <sup>1</sup>	GPSTOL60-090	446,00	<b>539,66</b>
	Side panels up to	1200 mm deep	per m <sup>1</sup>	GPSTOL60-120	535,00	<b>647,35</b>
	The maximum length is 3000 mm					
extra work						
ABS/PP edge trim on top, bottom or back			per m <sup>1</sup>	GPSTOL60-ABS-FL	74,00	<b>89,54</b>
PPFR edge banding on front side (instead of ABS/PP)			per m <sup>1</sup>	GPSTOL60-PPFR	37,00	<b>44,77</b>
PPFR chiseled edge finish. on top, bottom or back			per m <sup>1</sup>	GPSTOL60-PPFR-F	110,00	<b>133,10</b>
GPSTOL 80						
	Side panels up to	380 mm deep	per m <sup>1</sup>	GPSTOL80-038	368,00	<b>445,28</b>
	Side panels up to	600 mm deep	per m <sup>1</sup>	GPSTOL80-060	387,00	<b>468,27</b>
	Side panels up to	900 mm deep	per m <sup>1</sup>	GPSTOL80-090	492,00	<b>595,32</b>
	Side panels up to	1200 mm deep	per m <sup>1</sup>	GPSTOL80-120	579,00	<b>700,59</b>
	The maximum length is 3000 mm					
extra work						
ABS/PP edge trim on top, bottom or back			per m <sup>1</sup>	GPSTOL80-ABS-FL	78,00	<b>94,38</b>

\* Please indicate all edge finishes on the drawing. Side panels are standard finished on three sides. Other sides can be finished on surcharge.

If you order a colour with a texture, clearly state the texture direction. Always send the kitchen drawing or a situation sketch. **Attention: always keep 2 mm overhangs in length and in depth when combining worktops with side panels**

\* Please indicate all edge finishes on the drawing. Side panels are standard finished on three sides. Other sides can be finished on surcharge.  
If you order a colour with a texture, clearly state the texture direction. Always send the kitchen drawing or a situation sketch. **Attention: always keep 2 mm overhangs in length and in depth when combining worktops with side panels**

2

side  
panels



Side panel 98 mm thick,  
two sides finished with  
TopLaminate, one long visible side  
finished with ABS/PP\*

Side panels up to	380 mm deep	per m <sup>1</sup>	GPSTOL98-038	368,00	<b>445,28</b>
Side panels up to	600 mm deep	per m <sup>1</sup>	GPSTOL98-060	387,00	<b>468,27</b>
Side panels up to	900 mm deep	per m <sup>1</sup>	GPSTOL98-090	492,00	<b>595,32</b>
Side panels up to	1200 mm deep	per m <sup>1</sup>	GPSTOL98-120	579,00	<b>700,59</b>


The maximum length is 3000 mm

## extra work

ABS/PP edge trim on top, bottom or back	per m <sup>1</sup>	GPSTOL98-ABS-FL	83,00	<b>100,43</b>
---	--------------------	-----------------	-------	---------------

\* Please indicate all edge finishes on the drawing. Side panels are standard finished on three sides. Other sides can be finished on surcharge.  
If you order a colour with a texture, clearly state the texture direction. Always send the kitchen drawing or a situation sketch. **Attention: always keep 2 mm overhangs in length and in depth when combining worktops with side panels**

## Shelf support for Greengridz boards



Shelf support mounted in Greengridz stol 39	per unit	GPSTOL39-PDG	34,00	<b>41,14</b>
Shelf support mounted in Greengridz stol 50	per unit	GPSTOL50-PDG	34,00	<b>41,14</b>
Shelf support mounted in Greengridz stol 60	per unit	GPSTOL60-PDG	34,00	<b>41,14</b>




Recess for 57 mm spotlight	per unit	SUIT-KPL-SPOT57	29,50	<b>35,70</b>
Cutout for spot of 68 mm	per unit	SUIT-KPL-SPOT68	29,50	<b>35,70</b>

depth	depth(mm)	kg / m <sup>2</sup>
	170	180
	200	160
	250	100




Possible with Greengridz shelves of 39, 50 and 60 mm thick.  
worktop length: min. 300 mm, max. 4000 mm  
Worktop depth: min. 170 mm, max. 250 mm  
With every extension of the length with 500 mm or less, please order one shelf support extra.

Spot holes (optional) in the middle of the shelf. Please mark the centre distance in the sketch.  
One fixing pin per 400 mm on average.  
No spot hole possible at the height of a mounting pin.

STOL 25				order no.	€ excl. VAT	€ incl. VAT
	Side panels up to	380 mm deep	per m <sup>1</sup>	STOL-25-038	259,00	<b>313,39</b>
	Side panels up to	600 mm deep	per m <sup>1</sup>	STOL-25-060	291,00	<b>352,11</b>
	Side panels up to	900 mm deep	per m <sup>1</sup>	STOL-25-090	399,00	<b>482,79</b>
	Side panels up to	1200 mm deep	per m <sup>1</sup>	STOL-25-120	501,00	<b>606,21</b>
The maximum length is 4000 mm.						
extra works						
ABS/PP edge trim on top, bottom or back				per m <sup>1</sup>	STOL-25-ABS-FL	53,00 <b>64,13</b>
PPFR edge banding on front side (instead of ABS/PP)				per m <sup>1</sup>	STOL-25-PPFR	37,00 <b>44,77</b>
PPFR chiseled edge finish. on top, bottom or back				per m <sup>1</sup>	STOL-25-PPFR-FL	92,00 <b>111,32</b>
Side panel 25 mm thick, two sides finished with TopLaminate, one long visible side finished with ABS/PP*						
STOL 32						
	Side panels up to	380 mm deep	per m <sup>1</sup>	STOL-32-038	266,00	<b>321,86</b>
	Side panels up to	600 mm deep	per m <sup>1</sup>	STOL-32-060	301,00	<b>364,21</b>
	Side panels up to	900 mm deep	per m <sup>1</sup>	STOL-32-090	412,00	<b>498,52</b>
	Side panels up to	1200 mm deep	per m <sup>1</sup>	STOL-32-120	514,00	<b>621,94</b>
The maximum length is 4000 mm.						
extra works						
ABS/PP edge trim on top, bottom or back				per m <sup>1</sup>	STOL-32-ABS-FL	53,00 <b>64,13</b>
PPFR edge banding on front side (instead of ABS/PP)				per m <sup>1</sup>	STOL-32-PPFR	37,00 <b>44,77</b>
PPFR chiseled edge finish. on top, bottom or back				per m <sup>1</sup>	STOL-32-PPFR-FL	92,00 <b>111,32</b>
Side panel 32 mm thick, two sides finished with TopLaminate, one long visible side finished with ABS/PP*						
STOL 39						
	Side panels up to	380 mm deep	per m <sup>1</sup>	STOL-39-038	315,00	<b>381,15</b>
	Side panels up to	600 mm deep	per m <sup>1</sup>	STOL-39-060	332,00	<b>401,72</b>
	Side panels up to	900 mm deep	per m <sup>1</sup>	STOL-39-090	446,00	<b>539,66</b>
	Side panels up to	1200 mm deep	per m <sup>1</sup>	STOL-39-120	553,00	<b>669,13</b>
The maximum length is 4000 mm.						
extra works						
ABS/PP edge trim on top, bottom or back				per m <sup>1</sup>	STOL-39-ABS-FL	53,00 <b>64,13</b>
PPFR edge banding on front side (instead of ABS/PP)				per m <sup>1</sup>	STOL-39-PPFR	37,00 <b>44,77</b>
PPFR chiseled edge finish. on top, bottom or back				per m <sup>1</sup>	STOL-39-PPFR-FL	92,00 <b>111,32</b>
ALF Alu edge finish on the front (instead of ABS/PP)				per m <sup>1</sup>	STOL-39-ALF	20,00 <b>24,20</b>
ALF Alu edge finish. on top, bottom or back				per m <sup>1</sup>	STOL-39-ALF-FL	59,00 <b>71,39</b>
Side panel 39 mm thick, two sides finished with TopLaminate, one long visible side finished with ABS/PP*						

\* Please indicate all edge finishes on the drawing. Side panels are standard finished on three sides. Other sides can be finished on surcharge.  
If you order a colour with a texture, clearly state the texture direction. Always send the kitchen drawing or a situation sketch. **Attention: always keep 2 mm overhangs in length and in depth when combining worktops with side panels**

Adjusting feet	order no.	€ excl. VAT	€ incl. VAT
----------------	-----------	-------------	-------------



Adjusting feet incl. insert nut  
(minimum 10 mm, maximum 30 mm)

per 10 pieces. STOL-STEL10

25,00

**30,25**

Note: Not possible in Greengridz side panels.

2

side  
panels



Worktop TopLaminate Nordic Wood



# MAKE YOUR VISIONS WORK.



## Wood products that offer perspectives.

Pfleiderer converts your ideas into practical solutions with stylish Duropal decors, functional surfaces and innovative core boards. Take a look at our unique product line and the design collection 2021-2024!

[pfleiderer.com](https://pfleiderer.com)

DUROPAL

thermopal

 PFLEIDERER

## Advantages



Extra thick laminate



Tactile coarse structure



Unique colors



Sustainable with greengridz



Semi-undermount

## Icons



Price group to which this article belongs. Some articles have a different discount, this is mentioned separately.



Maximum length



Maximum width



A veined pattern does not automatically continue in the other parts of the worktop.



Pattern direction is horizontal



Design contains knots



Grain direction



Large colour gradient in the worktops. Attention at joints



New colour in the collection

## Approvals



Carb2



FSC®-certificate



Nordic Swan Ecolabel (applies only in combination with Greengridz)



AMK



# DECORTOP

## **Contents:**

- 3.3 Colour options
- 3.8 Product Information

## **Greengridz**

- 3.12 Greengridz
- 3.13 Greengridz corner connections and edge finishes
- 3.14 Greengridz extra works

## **Plywood**

- 3.15 RM (straight plywood)
- 3.16 RM corner joints and edge finishes
- 3.17 RM extra works

## **Wall panels**

- 3.18 Wall panels





















## **Side panels**

- 3.19 Greengridz side panels
- 3.22 Plywood side panels


























Worktop DecorTop Cosmic





















Classic	colour sample	full panel
Colour: Blend Rock Max. dimensions: 4000 1200		
Colour: Braveheart Max. dimensions: 4000 1200		
Colour: Calipso Max. dimensions: 4000 1200		
Colour: Clay Max. dimensions: 4000 1200		
Colour: Coast Max. dimensions: 4000 1200		
Colour: Cobra Max. dimensions: 4000 1200 Particularities:  		
Colour: Cosmic Max. dimensions: 4000 1200		
Colour: Country Max. dimensions: 4000 1200 Particularities:  		

Although the pictures in this chapter give you a good impression of our colours, there might be slightly differences in reality. Therefore, we recommend to always consult your samples.























Classic	colour sample	full panel
<p>Colour: <b>Craft</b></p> <p>Max. dimensions: 4000 1200</p>		
<p>Colour: <b>Discovery</b></p> <p>Max. dimensions: 4000 1200</p> <p>Particularities:  </p>		
<p>Colour: <b>Eclipse</b></p> <p>Max. dimensions: 4000 1200</p> <p>Particularities: </p>		
<p>Colour: <b>Ethnic</b></p> <p>Max. dimensions: 4000 1200</p>		
<p>Colour: <b>Grizzly</b></p> <p>Max. dimensions: 4000 1200</p> <p>Particularities:  </p>		
<p>Colour: <b>Groove</b></p> <p>Max. dimensions: 4000 1200</p> <p>Particularities:  </p>		
<p>Colour: <b>Merope</b></p> <p>Max. dimensions: 4000 1200</p>		
<p>Colour: <b>Modest Gold</b></p> <p>Max. dimensions: 4000 1200</p>		

Although the pictures in this chapter give you a good impression of our colours, there might be slightly differences in reality. Therefore, we recommend to always consult your samples.



Classic	colour sample	full panel
<div>Colour: Moonscape</div> <div>Max. dimensions: 4000 1200</div>		
<div>Colour: Nature</div> <div>Max. dimensions: 4000 1200</div>		
<div>Colour: Ranger</div> <div>Max. dimensions: 4000 1200</div> <div>Particularities: </div>		
<div>Colour: Rocket</div> <div>Max. dimensions: 4000 1200</div>		
<div>Colour: Rusty</div> <div>Max. dimensions: 4000 1200</div> <div>Particularities: </div>		
<div>Colour: Starship</div> <div>Max. dimensions: 4000 1200</div>		
<div>Colour: Treasure</div> <div>Max. dimensions: 4000 1200</div> <div>Particularities: </div>		
<div>Colour: Wild Silver</div> <div>Max. dimensions: 4000 1200</div>		

Although the pictures in this chapter give you a good impression of our colours, there might be slightly differences in reality. Therefore, we recommend to always consult your samples.

Colour	maximum size	particularities
<b>Classic</b>		
Blend Rock	4000 x 1200 mm	
Braveheart 	4000 x 1200 mm	
Calipso	4000 x 1200 mm	
Clay	4000 x 1200 mm	
Coast	4000 x 1200 mm	
Cobra	4000 x 1200 mm	  
Cosmic	4000 x 1200 mm	
Country	4000 x 1200 mm	 
Craft	4000 x 1200 mm	
Discovery 	4000 x 1200 mm	 
Eclipse	4000 x 1200 mm	
Ethnic	4000 x 1200 mm	
Grizzly	4000 x 1200 mm	  
Groove	4000 x 1200 mm	  
Merope	4000 x 1200 mm	
Modest Gold	4000 x 1200 mm	
Moonscape	4000 x 1200 mm	
Nature	4000 x 1200 mm	
Ranger	4000 x 1200 mm	  
Rocket	4000 x 1200 mm	
Rusty	4000 x 1200 mm	
Starship	4000 x 1200 mm	
Treasure	4000 x 1200 mm	 
Wild Silver	4000 x 1200 mm	








## Discontinued colours 2022 (available while stocks last)

Stream

## Discontinued colours 2023 (no longer available)

Cliff

## Explanation particulars

-  Pattern direction is horizontal
-  Design contains knots
-  A veined pattern does not automatically continue in the other parts of the worktop.
-  Grain direction
-  Decor contains decorative scratches
-  New colour in the collection
-  Large color gradient in the plate, from dark to light or a vein. This is not clearly visible on a sample piece. Particularly with coupling connections, a large contrast or color difference can arise. Always mention this during the sales conversation.



Detail possible corner connection.



Detail possible corner connection: worktop pattern does not run through by default.

Please note that due to a combination of light and texture, optical colour differences may occur between the worktop sections at corner joints.




Worktop DecorTop Ethnic

## Material

### Composition

#### Surface

1 mm hpl (high pressure laminate) with black core: is made of resin impregnated cellulose layers, with care consolidated under high pressure.



#### Core material

glued to Greengridz or Plywood.

#### Product description

(Max.) dimensions: 4000 x 1200 mm  
 thickness: depending on the core material  
 weight: Greengridz 38 mm: 8 kg/m<sup>2</sup>  
 applications: custom worktops,  
 wall- and side panels

## Properties

### Advantages

- > exclusive colours and unique, tangible structures
- > large format so almost unlimited possibilities in terms of model
- > large size, which means less joints in longitudinal direction
- > competitively priced
- > fast delivery
- > waterproof (with plywood and Greengridz)
- > very stable due to double-sided lamination (Greengridz)
- > FSC-certified
- > relatively small ecological footprint (Greengridz)
- > less CO<sup>2</sup> emissions (Greengridz)
- > CARB2 quality mark (Greengridz)
- > Nordic Swan Ecolabel (Greengridz)
- > light weight (Greengridz)
- > biodegradable and 100% recyclable (Greengridz)

### Important:

- > Use cutting boards and coasters (scratches, burned spots, cracks because of thermal shocks cannot be repaired)!
- > worktops in dark colours are not more sensitive to scratches than other colours. However, the scratches are sooner visible (scratches are not covered under the warranty)
- > only use DecorTop wall panels behind hobs in combination with a BP-Saver.
- > due to a combination of light and structure, optical color differences may occur between worktop parts

at corner joints. This is inherent to the material and no reason for reclamation.

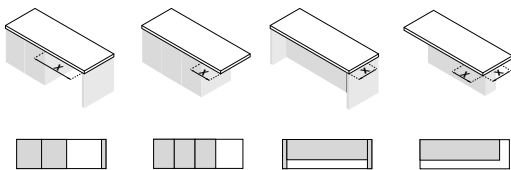
- > due to the deeper surface texture, cleaning requires an intensive and regular approach
- > stains caused by assembly by third parties and/or stains caused by use of the worktop are no reason for reclamation. Never stand or sit on the worktop
- > for warranty terms and General Conditions see [www.dekkerzevenhuizen.com/customerportal](http://www.dekkerzevenhuizen.com/customerportal)

## Order

- > when calculating lengths, round up to 100 mm (min. 600 mm)
- > standard) dimensional tolerance 2 mm (length, depth, height)
- > minimum worktop length for two (or more) parts is 110 mm (due to the joint)
- > minimum height at wall panels is 100 mm
- > Always calculate extra works and edge finishings separately
- > in the case of wall panels and joints, slats, patterns or textures may not be continuous, because of the required mitre joint (order worktops with protruding parts in one piece due to the discrepancy of the slats, patterns or structures if connecting bolts are used!)
- > in the event of repeat or redelivery, there is a chance of color differences between the parts. This is no reason for reclamation
- > in case of thickened edgings, all cut outs should be mentioned in order to modify the boarders if necessary.
- > in case of a built-up sink, only the cut-out is made; the sink will not be installed. However, flush-mounted sinks and undermount sinks are always installed, due to the right fit and waterproof seal
- > we do strongly discourage (semi-) undermount sinks that are not installed by the factory, because of the fact that even a plywood worktop would be irreparably damaged by the long-term impact of moisture at the edge finishing. This is inherent to the material and no reason for reclamation.
- > In the case of stand alone gas appliances, the burners should be placed at least at the same height as the top of the top. This is to prevent (fire) damage to the worktop and/or loosening of the edge finish.
- > in case of a patterned or contrasting surface of corner worktops, colour differences may occur at the (connection) joint, or due to the incidence of light and/or direction of the pattern (inevitable).
- > the order should contain the colour number,

dimensions, all cut outs (including type of sink and/ or hob, plus if necessary the diameter), front measure in case of cut outs, body measure in case of high cabinet connections, space and type of edge finishing (when the position of the dishwasher is mentioned, an assembly strip will be provided) and preferably a drawing of the kitchen.

- > measuring the worktop, delivery and installation on the commission address is provided. Please mention this on your order incl. phone number reachable during the day (preferably cell-number) and desired dates.
- > we would like to receive molds at least 4 weeks before delivery. Molds must meet the following requirements: full size and of solid material (wood). Additionally, mention this on your order.
- > For free-hanging parts and tops with a span, observe the maximum dimensions below (up to 3 mm sag is within the tolerance). If the distances are greater, additional support (by means of a bar support/table leg, (side panels) wall or L-profile) is necessary.



Material thickness (mm)	x = max. (mm):	x = max. (mm):	x = max. (mm):	x = max. (mm):
Greengridz 25 / 32 / 38	800 / 1400 / 1500	300 / 500 / 500	300 / 500 / 500	200 / 400 / 400
Greengridz 50 / 60 / 80	1600 / 1800 / 1900	500 / 600 / 700	500 / 600 / 700	400 / 500 / 600
Plywood 25 / 32 / 38	1200 / 1300	400 / 400	400 / 400	300 / 300
Plywood 50 up to 100	1200	400	400	300

Always send a drawing and an explanation from your order program. If you send both, we will proceed on the basis of the drawing. Always check your order confirmation, as this is binding!

#### Core material

- > **DTGP**: lightweight waterproof worktop material (Greengridz); suitable for flush mounting of sinks.
- > **DTRM**: waterproof glued plywood; suitable for flush-mounted or semi-flush-mounted sinks

#### Edging strips

- > **Straight edged DT**: also in 50 to 98 mm high (worktop thickened all round)
- > **Aluminum edging ALF**: 3 mm facet; 38 mm standard; also available in 62 mm high (worktop thickened all around)

#### Other versions

- > **DTNAW**: 8 mm mdf material for wall panels, frontside finished with DecorTop, backside with moisture-resistant kraft paper
- > **DTGP-STOL 25 to DTGP-STOL 98**: greengridz side panel, for mounting on the side wall of the kitchen in such a way that the worktop will lie (min.) 2 mm over it; standardly finished on three sides, with DecorTop, finishing other sides at extra cost (only with DT); colours outside the collection are not possible. The top layer of DTGP-STOL 50 to DTGP-STOL 98 is 6 mm instead of 4 mm.
- > **DTSTOL 25 to DTSTOL 39** side panel made of plywood; for mounting on the side of the kitchen such that the top overlaps it by (min.) 2 mm; standardly finished on three sides with DecorTop, finishing on other sides at extra cost

#### Modifications and cancellations

- > Indicated on the order confirmation.

Worktops that have a colour outside of the default collection or a sink outside the default collection cannot be changed or cancelled (we have ordered this especially for you).

#### Delivery

- > The delivery time is four weeks. However, this will be longer during holiday periods
- > wooden packaging for extra protection required: - Worktop with sink: wider than 600 mm and longer than 4000 mm - Worktop without sink: wider than 900 mm and longer than 4000 mm extra cost is € 218.00 gross excl
- > installation instructions and maintenance advice are included in the form of card. The warranty conditions can be found on our website.
- > Attention: to avoid a broken worktop at delivery, it may occur that a part of the cut-out is still in the worktop. We will do this for worktops with a large cut-out or a certain length. Please take this into account, especially when the consumer installs the worktop themselves.



Check your order carefully! Once the consignment note has been signed, reclamations about any damage to the products will no longer be accepted.

### Measuring and installation

Please see chapter "Services" or according to the leaflet

## 5. Maintenance

### Daily maintenance

Wipe your worktop daily with a cloth and a clean soapy water from some detergent. Always rinse thoroughly with lukewarm water and dry your worktop with a clean, dry tea towel or kitchen paper. This will absorb any remaining dirt and any soap and water residues.

### Periodic maintenance

You can also use Top Cleaner, a special laminate cleaner that easily removes dirt from the laminate and leaves a wonderfully fresh scent. This product is available in the online shop. Always rinse well with lukewarm water and dry your worktop with a clean, dry tea towel or kitchen paper.

### Removing specific stains

**Grease, coffee/tea or red wine** (shiny or brown spots)  
Let the Top Cleaner or a clean soapy water of some detergent work in for a while until the dirt starts to react. Then treat with a melamine sponge. Moisten it slightly and then squeeze it out for sufficient friction. Always rinse thoroughly with lukewarm water and dry your worktop with a clean, dry tea towel or kitchen paper.

### Lime stains

 (dull white or brown spots)

Let the cleaning vinegar work in for a while. Then treat with a melamine sponge. Moisten it slightly and then squeeze it out for sufficient friction. Always rinse thoroughly with lukewarm water and dry your worktop with a clean, dry tea towel or kitchen paper. Make sure that cleaning vinegar does not come into contact with marble or bluestone.

### Ink, paint or nicotine

Remove withdrawn ink, paint, nicotine or felt-tip pen stains with white spirit or turpentine and the melamine sponge. Always rinse well with lukewarm water and dry your worktop with a clean, dry dishcloth or kitchen paper.

### Remove stubborn stains

Use a melamine sponge and a little detergent soapy water. Always rinse thoroughly with lukewarm water and dry your top with a clean, dry tea towel or kitchen paper. Have the stains or rings diminished, but not yet completely disappeared? Then repeat this process. This treatment is not for the daily maintenance of your worktop!

Note: NEVER use hard abrasives such as steel wool, sandpaper or diamonds. They can permanently damage the worktop surface!

### Tips

- > Never allow liquids to dry. Do not leave fats or foods on the worktop for an unnecessarily long time.
- > NEVER use aggressive cleaning agents such as paint remover, brush, metal or oven cleaners, chlorine, sink unblockers or other chemicals!

### More information!

Would you like more information and cleaning tips or read about special offers from professional cleaners? Then check out [www.dekkerzevenhuizen.com/maintenance](http://www.dekkerzevenhuizen.com/maintenance)

#### Top Cleaner

article number: 290126

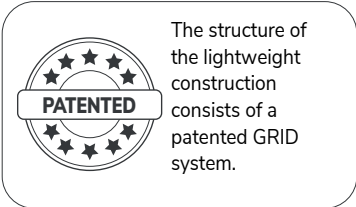

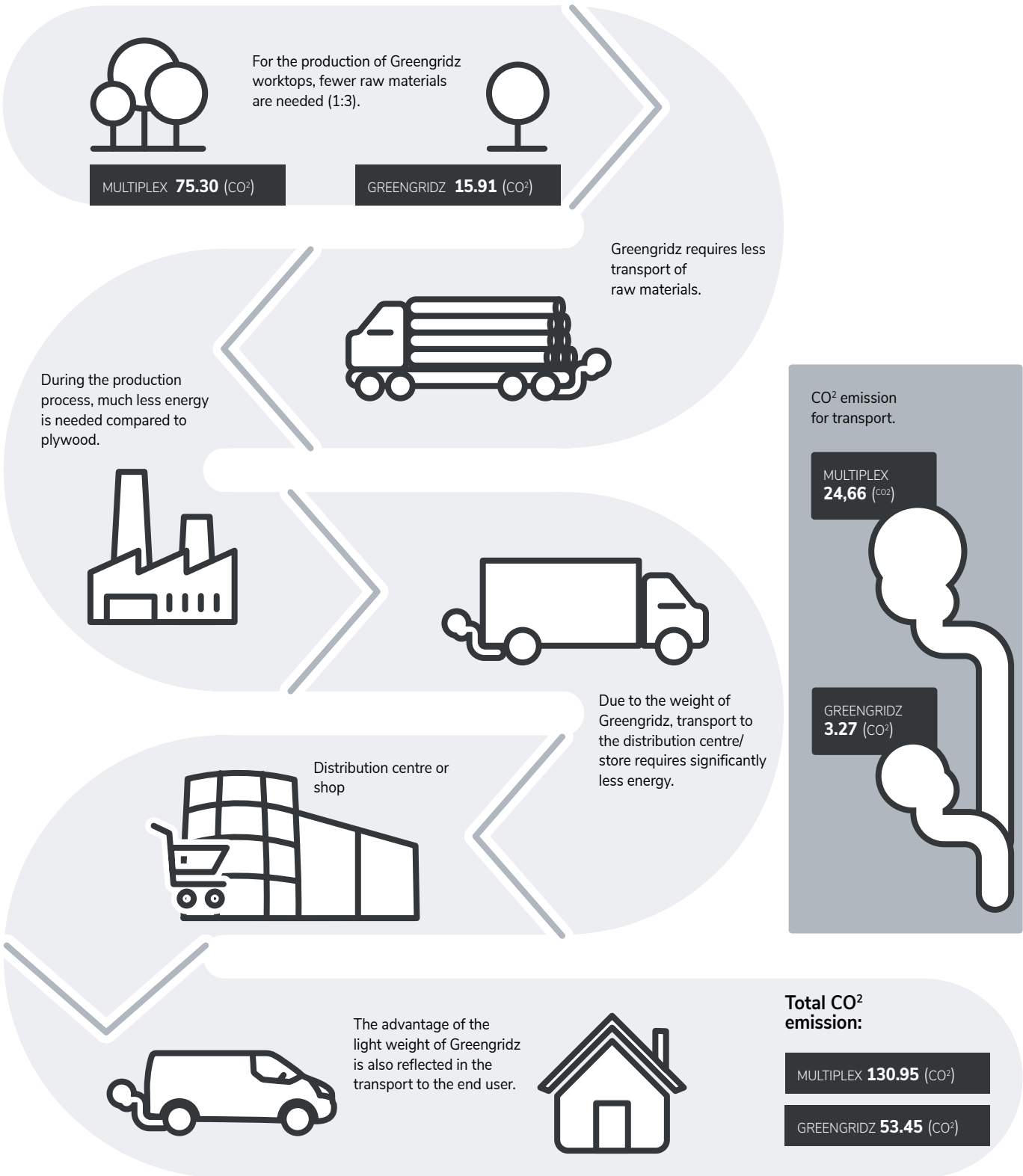
A laminate cleaner for daily maintenance. Easily removes dirt from the laminate. [www.dekkerzevenhuizen.com/shop](http://www.dekkerzevenhuizen.com/shop)






#GREENGRIDZ CO<sup>2</sup> EMISSION COMPARED TO PLYWOOD

3




3

Green-  
gridz

DTGPR 25				order no.	€ excl. VAT	€ incl. VAT
	worktops up to	250 mm deep	per m <sup>1</sup>	DTGPR25-025	150,00	<b>181,50</b>
	worktops up to	600mm deep	per m <sup>1</sup>	DTGPR25-060	188,00	<b>227,48</b>
	worktops up to	650mm deep	per m <sup>1</sup>	DTGPR25-065	214,00	<b>258,94</b>
	worktops up to	750 mm deep	per m <sup>1</sup>	DTGPR25-075	251,00	<b>303,71</b>
	worktops up to	900mm deep	per m <sup>1</sup>	DTGPR25-090	270,00	<b>326,70</b>
	worktops up to	1200mm deep	per m <sup>1</sup>	DTGPR25-120	342,00	<b>413,82</b>


24 mm Greengridz  
without edge trim

The maximum length of DTGPR 25 is 4000 mm

DTGPR 32						
	worktops up to	250 mm deep	per m <sup>1</sup>	DTGPR32-025	157,00	<b>189,97</b>
	worktops up to	600mm deep	per m <sup>1</sup>	DTGPR32-060	190,00	<b>229,90</b>
	worktops up to	650mm deep	per m <sup>1</sup>	DTGPR32-065	216,00	<b>261,36</b>
	worktops up to	750 mm deep	per m <sup>1</sup>	DTGPR32-075	259,00	<b>313,39</b>
	worktops up to	900mm deep	per m <sup>1</sup>	DTGPR32-090	273,00	<b>330,33</b>
	worktops up to	1200mm deep	per m <sup>1</sup>	DTGPR32-120	346,00	<b>418,66</b>


32 mm Greengridz  
without edge trim

The maximum length of DTGPR 32 is 4000 mm

DTGPR 38						
	worktops up to	250 mm deep	per m <sup>1</sup>	DTGPR38-025	187,00	<b>226,27</b>
	worktops up to	600mm deep	per m <sup>1</sup>	DTGPR38-060	230,00	<b>278,30</b>
	worktops up to	650mm deep	per m <sup>1</sup>	DTGPR38-065	254,00	<b>307,34</b>
	worktops up to	750 mm deep	per m <sup>1</sup>	DTGPR38-075	310,00	<b>375,10</b>
	worktops up to	900mm deep	per m <sup>1</sup>	DTGPR38-090	325,00	<b>393,25</b>
	worktops up to	1200mm deep	per m <sup>1</sup>	DTGPR38-120	419,00	<b>506,99</b>


38 mm Greengridz  
without edge trim

The maximum length of DTGPR 38 is 4000 mm

DTGPR 50						
	worktops up to	250 mm deep	per m <sup>1</sup>	DTGPR50-025	187,00	<b>226,27</b>
	worktops up to	600mm deep	per m <sup>1</sup>	DTGPR50-060	230,00	<b>278,30</b>
	worktops up to	650mm deep	per m <sup>1</sup>	DTGPR50-065	254,00	<b>307,34</b>
	worktops up to	750 mm deep	per m <sup>1</sup>	DTGPR50-075	310,00	<b>375,10</b>
	worktops up to	900mm deep	per m <sup>1</sup>	DTGPR50-090	325,00	<b>393,25</b>
	worktops up to	1200mm deep	per m <sup>1</sup>	DTGPR50-120	419,00	<b>506,99</b>


50 mm Greengridz  
without edge trim

The maximum length of DTGPR 50 is 4000 mm

DTGPR 60						
	worktops up to	250 mm deep	per m <sup>1</sup>	DTGPR60-025	187,00	<b>226,27</b>
	worktops up to	600mm deep	per m <sup>1</sup>	DTGPR60-060	230,00	<b>278,30</b>
	worktops up to	650mm deep	per m <sup>1</sup>	DTGPR60-065	254,00	<b>307,34</b>
	worktops up to	750 mm deep	per m <sup>1</sup>	DTGPR60-075	310,00	<b>375,10</b>
	worktops up to	900mm deep	per m <sup>1</sup>	DTGPR60-090	325,00	<b>393,25</b>
	worktops up to	1200mm deep	per m <sup>1</sup>	DTGPR60-120	419,00	<b>506,99</b>

58 mm Greengridz  
without edge finish

The maximum length of DTGPR 60 is 4000 mm







DTGPR 80				order no.	€ excl. VAT	€ incl. VAT
	worktops up to	250 mm deep	per m <sup>1</sup>	DTGPR80-025	187,00	<b>226,27</b>
	worktops up to	600mm deep	per m <sup>1</sup>	DTGPR80-060	230,00	<b>278,30</b>
	worktops up to	650mm deep	per m <sup>1</sup>	DTGPR80-065	254,00	<b>307,34</b>
	worktops up to	750 mm deep	per m <sup>1</sup>	DTGPR80-075	310,00	<b>375,10</b>
	worktops up to	900mm deep	per m <sup>1</sup>	DTGPR80-090	325,00	<b>393,25</b>
	worktops up to	1200mm deep	per m <sup>1</sup>	DTGPR80-120	419,00	<b>506,99</b>

77mm Greengridz  
without edge trim









The maximum length of DTGPR 80 is 4000 mm

3


Green-  
gridz

Corner connections						
Corner connection 1	(angle connection)		per unit	DTGPRxx-HV1	66,00	<b>79,86</b>
Corner connection 2	(mitre coupling)		per unit	DTGPRxx-HV2	86,00	<b>104,06</b>
Corner connection 3	(angled section with mitre joint)		per unit	DTGPRxx-HV3	465,00	<b>562,65</b>
Corner connection 3a	(slanted corner part with angled coupling)		per unit	DTGPRxx-HV3A	526,00	<b>636,46</b>
Corner connection 4	(full angle section with mitre joint)		per unit	DTGPRxx-HV4	714,00	<b>863,94</b>
Corner connection 4a	(full angle section with mitre joint)		per unit	DTGPRxx-HV4A	726,00	<b>878,46</b>

Complete with assembly kit.

Edge Finishing DecorTop							
		DT 25 mm		per m <sup>1</sup>	DTGPR25-DT25	53,00	<b>64,13</b>
		DT 32 mm		per m <sup>1</sup>	DTGPR32-DT32	53,00	<b>64,13</b>
		DT 38 mm		per m <sup>1</sup>	DTGPR38-DT38	53,00	<b>64,13</b>
		DT 50 mm		per m <sup>1</sup>	DTGPR50-DT50	102,00	<b>123,42</b>
		DT 60 mm		per m <sup>1</sup>	DTGPR60-DT60	118,00	<b>142,78</b>
		DT 80 mm		per m <sup>1</sup>	DTGPR80-DT80	153,00	<b>185,13</b>












1 mm DT edge 25 to 38 mm high with  
facet



1 mm DT-edge finishing 50 to 80  
mm high with facet

Edge finishing Aluminum							
		ALF 38 mm		per m <sup>1</sup>	DTGPR38-ALF	72.00	<b>87.12</b>

3 mm aluminum edge finishing 38  
mm high with facet

Different versions			order no.	€ excl. VAT	€ incl. VAT
Bottom side in the same colour of the worktop	(min. 0,2 m <sup>2</sup> )	per m <sup>2</sup>	DTGPRxx-A-ONDK	128,00	<b>154,88</b>
Wooden packaging for worktops (for the criteria, see product information)	(surcharge per setup)	per unit	KRAT-HPL-ST	218,00	<b>263,78</b>
Finishes					
Seperate edge strip (DT) to use for the sides up to 38 mm high		per m <sup>1</sup>	DTGPRxx-DT-LOS	8,50	<b>10,29</b>
Seperate edge strip (DT) for front side 50 to 80 mm		per m <sup>1</sup>	DTGPRxx-DTO-LOS	26,50	<b>32,07</b>
Cut outs					
Cut-out for built-on hob or built-on sink		per unit	DTGPRxx-KPL	29,50	<b>35,70</b>
Tap hole in worktop (mention diameter)		per unit	DTGPRxx-KRG	15,50	<b>18,76</b>
Tap hole in the kitchen sink (mention diameter)		per unit	DTGPRxx-KRG035	24,50	<b>29,65</b>
Extra works					
Oblique side (with edge trim from 50 x 50 mm)		per unit	DTGPRxx-S	79,00	<b>95,59</b>
Rounded corner DT up to 38 mm high (radius min. 100 mm)*		per Unit	DTGPRxx-R-DT	99,00	<b>119,79</b>
Rounded corner DT 50 up to 80 mm high (radius min. 100 mm)*		per unit	DTGPRxx-R-DTO	124,00	<b>150,04</b>
Inner rounding DT up to 38 mm high (radius min. 100 mm)*		per Unit	DTGPRxx-BR-DT	124,00	<b>150,04</b>
Inner rounding 50 up to 80 mm high (radius min. 100 mm)*		per unit	DTGPRxx-BR-DTO	135,00	<b>163,35</b>
Double- or triple cut-out without edge finishing		per unit	DTGPRxx-KOLOM	51,00	<b>61,71</b>
Corner cut out with edging finishing (two sides)		per unit	DTGPRxx-KOL-A	84,00	<b>101,64</b>
Column cut out with edging finishing (three sides)		per unit	DTGPRxx-KOL3-A	103,00	<b>124,63</b>


Always calculate the edge finishing on a machining separately!

\*not possible with an ALF-edge finishing

DTRM 25				order no.	€ excl. VAT	€ incl. VAT
	worktops up to	250 mm deep	per m <sup>1</sup>	DTRM25-025	162,00	<b>196,02</b>
	worktops up to	600mm deep	per m <sup>1</sup>	DTRM25-060	205,00	<b>248,05</b>
	worktops up to	650mm deep	per m <sup>1</sup>	DTRM25-065	233,00	<b>281,93</b>
	worktops up to	750 mm deep	per m <sup>1</sup>	DTRM25-075	275,00	<b>332,75</b>
	worktops up to	900mm deep	per m <sup>1</sup>	DTRM25-090	288,00	<b>348,48</b>
	worktops up to	1200mm deep	per m <sup>1</sup>	DTRM25-120	372,00	<b>450,12</b>


25 mm plywood  
without edge finish

The maximum length of DTRM 25 is 4000 mm

DTRM 32						
	worktops up to	250 mm deep	per m <sup>1</sup>	DTRM32-025	177,00	<b>214,17</b>
	worktops up to	600mm deep	per m <sup>1</sup>	DTRM32-060	214,00	<b>258,94</b>
	worktops up to	650mm deep	per m <sup>1</sup>	DTRM32-065	244,00	<b>295,24</b>
	worktops up to	750 mm deep	per m <sup>1</sup>	DTRM32-075	293,00	<b>354,53</b>
	worktops up to	900mm deep	per m <sup>1</sup>	DTRM32-090	309,00	<b>373,89</b>
	worktops up to	1200mm deep	per m <sup>1</sup>	DTRM32-120	392,00	<b>474,32</b>


32 mm plywood  
without edge finish

The maximum length of DTRM 32 is 4000 mm

DTRM 38						
	worktops up to	250 mm deep	per m <sup>1</sup>	DTRM38-025	212,00	<b>256,52</b>
	worktops up to	600mm deep	per m <sup>1</sup>	DTRM38-060	262,00	<b>317,02</b>
	worktops up to	650mm deep	per m <sup>1</sup>	DTRM38-065	288,00	<b>348,48</b>
	worktops up to	750 mm deep	per m <sup>1</sup>	DTRM38-075	351,00	<b>424,71</b>
	worktops up to	900mm deep	per m <sup>1</sup>	DTRM38-090	369,00	<b>446,49</b>
	worktops up to	1200mm deep	per m <sup>1</sup>	DTRM38-120	473,00	<b>572,33</b>

38 mm plywood  
without edge finish

The maximum length of DTRM 38 is 4000 mm







DTRM 50, 62, 80 en 98						
	worktops up to	250 mm deep	per m <sup>1</sup>	DTRMxx-025	212,00	<b>256,52</b>
	worktops up to	600mm deep	per m <sup>1</sup>	DTRMxx-060	262,00	<b>317,02</b>
	worktops up to	650mm deep	per m <sup>1</sup>	DTRMxx-065	288,00	<b>348,48</b>
	worktops up to	750 mm deep	per m <sup>1</sup>	DTRMxx-075	351,00	<b>424,71</b>
	worktops up to	900mm deep	per m <sup>1</sup>	DTRMxx-090	369,00	<b>446,49</b>
	worktops up to	1200mm deep	per m <sup>1</sup>	DTRMxx-120	473,00	<b>572,33</b>

plywood  
without edge finish

The maximum length of DTRM is 4000 mm

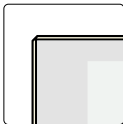
3

ply-wood

Type of joints			order no.	€ excl. VAT	€ incl. VAT
Corner connection 1	(angle connection)		per unit DTRMxx-HV1	66,00	<b>79,86</b>
Corner connection 2	(mitre coupling)		per unit DTRMxx-HV2	86,00	<b>104,06</b>
Corner connection 3	(angled section with mitre joint)		per unit DTRMxx-HV3	527,00	<b>637,67</b>
Corner connection 3a	(slanted corner part with angled coupling)		per unit DTRMxx-HV3A	590,00	<b>713,90</b>
Corner connection 4	(full angle section with mitre joint)		per unit DTRMxx-HV4	824,00	<b>997,04</b>
Corner connection 4a	(full angle section with mitre joint)		per unit DTRMxx-HV4A	839,00	<b>1015,19</b>

Complete with assembly kit.

## Edge Finishing DecorTop



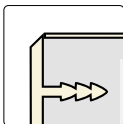
1 mm DT edge 25 to 38 mm high with facet

DT 25 mm  
DT 32 mm  
DT 38 mm  
DT 50 mm  
DT 60 mm  
DT 80 mm  
DT 98 mm

per m<sup>1</sup> DTRM25-DT25 53,00 **64,13**  
per m<sup>1</sup> DTRM32-DT32 53,00 **64,13**  
per m<sup>1</sup> DTRM38-DT38 53,00 **64,13**  
per m<sup>1</sup> DTRM50-DT50 155,00 **187,55**  
per m<sup>1</sup> DTRM60-DT60 172,00 **208,12**  
per m<sup>1</sup> DTRM80-DT80 207,00 **250,47**  
per m<sup>1</sup> DTRM98-DT98 225,00 **272,25**

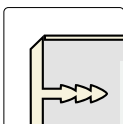

1 mm DT-edge finishing 50 to 98 mm high with facet

## Edge finishing Aluminum














3 mm aluminum edge finishing 38 mm high with facet

ALF 38 mm  
ALF 60 mm

per m<sup>1</sup> DTRM38-ALF 72,00 **87,12**  
per m<sup>1</sup> DTRM60-ALF 215,00 **260,15**


3 mm aluminium edge finishing 62 mm high including facet



Different versions			order no.	€ excl. VAT	€ incl. VAT
Bottom side in the same colour of the worktop*	(min. 0,2 m²)	per m²	DTRMxx-A-ONDK	128,00	154,88
Wooden packaging for worktops (for the criteria, see product information)	(surcharge per setup)	per unit	KRAT-HPL-ST	218,00	263,78
* thickened only possible in Greengridz					
Finishes					
Seperate edge strip (HPL) to use for the sides up to 38 mm high		per m¹	DTRMxx-DT-LOS	8,50	10,29
Seperate edge strip (HPL) to use for the sides, for thicker than 38 mm		per m¹	DTRMxx-DTO-LOS	26,50	32,07
Cut outs					
Cut-out for built-on hob or built-on sink		per unit	DTRMxx-KPL	29,50	35,70
Tap hole in worktop (mention diameter)		per unit	DTRMxx-KRG	15,50	18,76
Tap hole in the kitchen sink (mention diameter)		per unit	DTRMxx-KRG035	24,50	29,65
Extra works					
Oblique side (with edge trim from 50 x 50 mm)		per unit	DTRMxx-S	79,00	95,59
Rounded corner DT up to 38 mm high (radius min. 100 mm)*		per Unit	DTRMxx-R-DT	99,00	119,79
Rounded corner DT for worktops thicker version (radius min. 100 mm)		per Unit	DTRMxx-R-DTO	124,00	150,04
Inner rounding DT up to 38 mm high (radius min. 100 mm)*		per Unit	DTRMxx-BR-DT	124,00	150,04
Inner rounding in thickened version (radius min. 100 mm)*		per unit	DTRMxx-BR-DTO	135,00	163,35
Double- or triple cut-out without edge finishing		per unit	DTRMxx-KOLOM	51,00	61,71
Corner cut out with edging finishing (two sides)		per unit	DTRMxx-KOL-A	84,00	101,64
Column cut out with edging finishing (three sides)		per unit	DTRMxx-KOL3-A	103,00	124,63
Always calculate the extra work and edging finishings separately!					
*not possible with an ALF-edge finishing					

3

## DT-NAW wall panels



order no.	€ excl. VAT	€ incl. VAT
Wall panels 100 up to 250 mm high per m <sup>1</sup> DTNAW-025	90,00	<b>108,90</b>
Wall panels up to 600 mm high per m <sup>1</sup> DTNAW-060	128,00	<b>154,88</b>
Wall panels up to 900 mm high per m <sup>1</sup> DTNAW-090	208,00	<b>251,68</b>
Wall panels up to 1200 mm high per m <sup>1</sup> DTNAW-120	244,00	<b>295,24</b>

The minimum height of a wallpanel is 100 mm  
The maximum length of a wall panel with DecorTop is 4000 mm,  
with the exception of wall panels up to 250 mm high: max. 3500 mm

We always recommend installing a BP saver to protect the wall panel against heat.

## Extra works

incl. edge finishing in the same colour of the wall panel	per m <sup>1</sup>	DTNAW-DT	31,00	<b>37,51</b>
Seperate edge strip (DT) to use for the sides	per m <sup>1</sup>	DTNAW-DT-LOS	8,50	<b>10,29</b>
Oblique side (with edge trim from 50 x 50 mm)	per unit	DTNAW-SCHUIN	79,00	<b>95,59</b>
Rounded corner (radius min. 50 mm)*	per unit	DTNAW-ROND	99,00	<b>119,79</b>
Inner rounding (radius min. 50 mm)*	per unit	DTNAW-BR-A	124,00	<b>150,04</b>
Double- or triple cut-out without edge finishing	per unit	DTNAW-KOLOM	51,00	<b>61,71</b>
Corner cut out with edging finishing (two sides)	per unit	DTNAW-KOL-A	84,00	<b>101,64</b>
Column cut out with edging finishing (three sides)	per unit	DTNAW-KOL3-A	103,00	<b>124,63</b>
Wall sockets cut-outs (70 mm round)	per unit	DTNAW-KRG070	28,50	<b>34,49</b>
Parts to connect splashbacks	per m <sup>1</sup>	DTNAW-VEER	26,00	<b>31,46</b>
straight connection incl. parts to connect	per unit	DTNAW-HVR	20,50	<b>24,81</b>

Always calculate the extra work and edging finishings separately!

## Wall panel profile screw-on model (max. 6000 mm)



Length 2650 mm - aluminium	per unit	RAF-AWP-265-ALU	42,50	<b>51,43</b>
Length 4100 mm - aluminium	per unit	RAF-AWP-410-ALU	56,00	<b>67,76</b>
Made to measure - aluminium	per m <sup>1</sup>	RAF-AWP-OPM1-ALU	21,00	<b>25,41</b>
Made to measure - black	per m <sup>1</sup>	RAF-AWP-OPM1-ZWA	21,00	<b>25,41</b>



## 135° wall panel profile (max. 6000mm)



Aluminium	per m <sup>1</sup>	RAF-AWP-135GRD-ALU	21,00	<b>25,41</b>
Black	per m <sup>1</sup>	RAF-AWP-135GRD-ZWA	21,00	<b>25,41</b>



## 90° wall panel profile (max. 6000 mm)



Aluminium	per m <sup>1</sup>	RAF-AWP-90GRD-ALU	21,00	<b>25,41</b>
Black	per m <sup>1</sup>	RAF-AWP-90GRD-ZWA	21,00	<b>25,41</b>




## Wall connection profile Piccolo (incl. adhesive strip)





Stainless steel look 14 x 14 x 3000 mm	per unit	260665	25,00	<b>30,25</b>
ALU look 14 x 14 x 3000 mm	per unit	260666	25,00	<b>30,25</b>



Please order the profiles together with the wallpanels for a complete delivery

DTGPSTOL 25				order no.	€ excl. VAT	€ incl. VAT
	Side panels up to	380 mm deep	per m <sup>1</sup>	DTGPSTOL25-038	240,00	<b>290,40</b>
	Side panels up to	600 mm deep	per m <sup>1</sup>	DTGPSTOL25-060	271,00	<b>327,91</b>
	Side panels up to	900 mm deep	per m <sup>1</sup>	DTGPSTOL25-090	375,00	<b>453,75</b>
	Side panels up to	1200 mm deep	per m <sup>1</sup>	DTGPSTOL25-120	477,00	<b>577,17</b>
	The maximum length is 4000 mm.					
extra works						
	DT edge finishing top-, bottom- or backside		per m <sup>1</sup>	DTGPSTOL-25-A-F	53,00	<b>64,13</b>
Side panel 24 mm thick, three sides finished with DT *						

DTPSTOL 32						
	Side panels up to	380 mm deep	per m <sup>1</sup>	DTGPSTOL32-038	252,00	<b>304,92</b>
	Side panels up to	600 mm deep	per m <sup>1</sup>	DTGPSTOL32-060	289,00	<b>349,69</b>
	Side panels up to	900 mm deep	per m <sup>1</sup>	DTGPSTOL32-090	398,00	<b>481,58</b>
	Side panels up to	1200 mm deep	per m <sup>1</sup>	DTGPSTOL32-120	504,00	<b>609,84</b>
	The maximum length is 4000 mm.					
extra works						
	DT edge finishing top-, bottom- or backside		per m <sup>1</sup>	DTGPSTOL-32-A-F	53,00	<b>64,13</b>
Side panel 32 mm thick, three sides finished with DT *						

DTGPSTOL 39						
	Side panels up to	380 mm deep	per m <sup>1</sup>	DTGPSTOL39-038	297,00	<b>359,37</b>
	Side panels up to	600 mm deep	per m <sup>1</sup>	DTGPSTOL39-060	325,00	<b>393,25</b>
	Side panels up to	900 mm deep	per m <sup>1</sup>	DTGPSTOL39-090	436,00	<b>527,56</b>
	Side panels up to	1200 mm deep	per m <sup>1</sup>	DTGPSTOL39-120	545,00	<b>659,45</b>
	The maximum length is 4000 mm.					
extra works						
	DT edge finishing top-, bottom- or backside		per m <sup>1</sup>	DTGPSTOL-39-A-F	53,00	<b>64,13</b>
	ALF Alu edge finish on the front (instead of DT)		per m <sup>1</sup>	DTGPSTOL-39-ALF	20,00	<b>24,20</b>
	ALF Alu edge finish. on top, bottom or back		per m <sup>1</sup>	DTGPSTOL-39ALFF	59,00	<b>71,39</b>
Side panel 39 mm thick, three sides finished with DT *						

\* Please indicate all edge finishes on the drawing. Side panels are standard finished on three sides. Other sides can be finished at an extra charge. If you order a colour with a texture, clearly state the texture direction. Always send the kitchen drawing or a situation sketch. **Attention: always keep 2 mm overhangs in length and in depth when combining worktops with side panels**

3



Side panel 50 mm thick,  
three sides finished with DT \*

DTGPSTOL 50			order no.	€ excl. VAT	€ incl. VAT
Side panels up to	380 mm deep	per m <sup>1</sup>	DTGPSTOL50-038	347,00	<b>419,87</b>
Side panels up to	600 mm deep	per m <sup>1</sup>	DTGPSTOL50-060	375,00	<b>453,75</b>
Side panels up to	900 mm deep	per m <sup>1</sup>	DTGPSTOL50-090	483,00	<b>584,43</b>
Side panels up to	1200 mm deep	per m <sup>1</sup>	DTGPSTOL50-120	593,00	<b>717,53</b>

The maximum length is 3000 mm

#### extra work

DT edge finishing top-, bottom- or backside	per m <sup>1</sup>	DTGPSTOL-50-A-F	63,00	<b>76,23</b>
---	--------------------	-----------------	-------	--------------

side panels

## DTGPSTOL 60



Side panel 60 mm thick,  
three sides finished with DT \*

Side panels up to	380 mm deep	per m <sup>1</sup>	DTGPSTOL60-038	357,00	<b>431,97</b>
Side panels up to	600 mm deep	per m <sup>1</sup>	DTGPSTOL60-060	383,00	<b>463,43</b>
Side panels up to	900 mm deep	per m <sup>1</sup>	DTGPSTOL60-090	496,00	<b>600,16</b>
Side panels up to	1200 mm deep	per m <sup>1</sup>	DTGPSTOL60-120	607,00	<b>734,47</b>

The maximum length is 3000 mm

#### extra work

DT edge finishing top-, bottom- or backside	per m <sup>1</sup>	DTGPSTOL-60-A-F	74,00	<b>89,54</b>
---	--------------------	-----------------	-------	--------------

## DTGPSTOL 80



Side panel 80 mm thick,  
three sides finished with DT \*


Side panels up to	380 mm deep	per m <sup>1</sup>	DTGPSTOL80-038	382,00	<b>462,22</b>
Side panels up to	600 mm deep	per m <sup>1</sup>	DTGPSTOL80-060	423,00	<b>511,83</b>
Side panels up to	900 mm deep	per m <sup>1</sup>	DTGPSTOL80-090	546,00	<b>660,66</b>
Side panels up to	1200 mm deep	per m <sup>1</sup>	DTGPSTOL80-120	670,00	<b>810,70</b>

The maximum length is 3000 mm

#### extra work

DT edge finishing top-, bottom- or backside	per m <sup>1</sup>	DTGPSTOL-80-A-F	78,00	<b>94,38</b>
---	--------------------	-----------------	-------	--------------


\* Please indicate all edge finishes on the drawing. Side panels are standard finished on three sides. Other sides can be finished at an extra charge. If you order a colour with a texture, clearly state the texture direction. Always send the kitchen drawing or a situation sketch. **Attention: always keep 2 mm overhangs in length and in depth when combining worktops with side panels**


DTGPSTOL 98			order no.	€ excl. VAT	€ incl. VAT
	Side panels up to 380 mm deep	per m <sup>1</sup>	DTGPSTOL98-038	382,00	<b>462,22</b>
	Side panels up to 600 mm deep	per m <sup>1</sup>	DTGPSTOL98-060	423,00	<b>511,83</b>
	Side panels up to 900 mm deep	per m <sup>1</sup>	DTGPSTOL98-090	546,00	<b>660,66</b>
	Side panels up to 1200 mm deep	per m <sup>1</sup>	DTGPSTOL98-120	670,00	<b>810,70</b>
The maximum length is 3000 mm					
extra work					
DT edge finishing top-, bottom- or backside		per m <sup>1</sup>	DTGPSTOL-98-A-F	83,00	<b>100,43</b>

Side panel 98 mm thick,  
three sides finished with DT \*

\* Please indicate all edge finishes on the drawing. Side panels are standard finished on three sides. Other sides can be finished at an extra charge. If you order a colour with a texture, clearly state the texture direction. Always send the kitchen drawing or a situation sketch. **Attention: always keep 2 mm overhangs in length and in depth when combining worktops with side panels**

side  
panels

Shelf support for Greengridz boards					
	Shelf support mounted in Greengridz stol 39	per unit	GPSTOL39-PDG	34,00	<b>41,14</b>
	Shelf support mounted in Greengridz stol 50	per unit	GPSTOL50-PDG	34,00	<b>41,14</b>
	Shelf support mounted in Greengridz stol 60	per unit	GPSTOL50-PDG	34,00	<b>41,14</b>
Recess for 57 mm spotlight		per unit	SUIT-KPL-SPOT57	29,50	<b>35,70</b>
Cutout for spot of 68 mm		per unit	SUIT-KPL-SPOT68	29,50	<b>35,70</b>

	depth	kg	depth(mm)	kg / m2
			170	180
			200	160
			250	100



Possible with Greengridz shelves of 39, 50 and 60 mm thick.  
worktop length: min. 300 mm, max. 4000 mm  
Worktop depth: min. 170 mm, max. 250 mm  
With every extension of the length with 500 mm or less, please order one shelf support extra.

Spot holes (optional) in the middle of the shelf. Please mark the centre distance in the sketch.  
One fixing pin per 400 mm on average.  
No spot hole possible at the height of a mounting pin.

3



Side panel 25 mm thick,  
three sides finished with DT \*

DTSTOL 25			order no.	€ excl. VAT	€ incl. VAT
Side panels up to	380 mm deep	per m <sup>1</sup>	DTSTOL-25-038	286,00	<b>346,06</b>
Side panels up to	600 mm deep	per m <sup>1</sup>	DTSTOL-25-060	332,00	<b>401,72</b>
Side panels up to	900 mm deep	per m <sup>1</sup>	DTSTOL-25-090	458,00	<b>554,18</b>
Side panels up to	1200 mm deep	per m <sup>1</sup>	DTSTOL-25-120	581,00	<b>703,01</b>

The maximum length is 4000 mm.

#### extra works

DT edge finishing top-, bottom- or backside	per m <sup>1</sup>	DTSTOL-25-A-FL	53,00	<b>64,13</b>
---	--------------------	----------------	-------	--------------

side panels



Side panel 32 mm thick,  
three sides finished with DT \*

DTSTOL 32					
Side panels up to	380 mm deep	per m <sup>1</sup>	DTSTOL-32-038	296,00	<b>358,16</b>
Side panels up to	600 mm deep	per m <sup>1</sup>	DTSTOL-32-060	343,00	<b>415,03</b>
Side panels up to	900 mm deep	per m <sup>1</sup>	DTSTOL-32-090	470,00	<b>568,70</b>
Side panels up to	1200 mm deep	per m <sup>1</sup>	DTSTOL-32-120	596,00	<b>721,16</b>

The maximum length is 4000 mm.

#### extra works

DT edge finishing top-, bottom- or backside	per m <sup>1</sup>	DTSTOL-32-A-FL	53,00	<b>64,13</b>
---	--------------------	----------------	-------	--------------



Side panel 39 mm thick,  
three sides finished with DT \*

DTSTOL 39					
Side panels up to	380 mm deep	per m <sup>1</sup>	DTSTOL-39-038	347,00	<b>419,87</b>
Side panels up to	600 mm deep	per m <sup>1</sup>	DTSTOL-39-060	380,00	<b>459,80</b>
Side panels up to	900 mm deep	per m <sup>1</sup>	DTSTOL-39-090	509,00	<b>615,89</b>
Side panels up to	1200 mm deep	per m <sup>1</sup>	DTSTOL-39-120	637,00	<b>770,77</b>


The maximum length is 4000 mm.

#### extra works

DT edge finishing top-, bottom- or backside	per m <sup>1</sup>	DTSTOL-39-A-FL	53,00	<b>64,13</b>
ALF Alu edge finish on the front (instead of DT)	per m <sup>1</sup>	DTSTOL-39-ALF	20,00	<b>24,20</b>
ALF Alu edge finish. on top, bottom or back	per m <sup>1</sup>	DTSTOL-39-ALF-F	59,00	<b>71,39</b>

\* Please indicate all edge finishes on the drawing. Side panels are standard finished on three sides. Other sides can be finished at an extra charge. If you order a colour with a texture, clearly state the texture direction. Always send the kitchen drawing or a situation sketch. **Attention: always keep 2 mm overhangs in length and in depth when combining worktops with side panels**

#### Setting feet



Adjustable feet incl. bold 30 mm	p. 10 piece.	DTSTOL-STEL10	25,00	<b>30,25</b>
----------------------------------	--------------	---------------	-------	--------------

Note: Not possible in Greengridz side panels.





Worktop DecorTop Discovery

## Advantages



Impact resistant



Innovative design



Tactile coarse structure



V-groove



Semi-undermount

## Icons



Price group to which this article belongs. Some articles have a different discount, this is mentioned separately.



Maximum length



Maximum width



Veined pattern. By default, does not continue on transitions in the part of the worktops



Pattern direction is horizontal



Pattern direction is diagonal.



Core in colour of the worktop



Black core



Spot sensitive surface



Large colour gradient in the worktops. Attention at joints



Decor contains decorative scratches



New colour in the collection


## Approvals



Greenguard



NSF



# TOPCORE















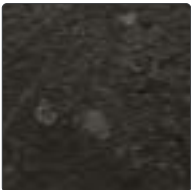

















**Contents:**

- 4.3 Colour options
- 4.8 Product information
- 4.12 Base material
- 4.13 Edge finishes and extra works
- 4.14 Wall panels, skirts and window sills
- 4.15 Extra works and side panels



Worktop TopCore Floating Black














Classic	colour sample	full panel
<p>Colour: <b>Ash Grey</b></p> <p>Thickness: 10 mm</p> <p>Max. dimensions: 4150 1500</p> <p>Particularities:  </p>		
<p>Colour: <b>Cross Over</b></p> <p>Thickness: 10 mm</p> <p>Max. dimensions: 4150 1500</p> <p>Particularities:   </p>		
<p>Colour: <b>Eagle</b></p> <p>Thickness: 10 mm</p> <p>Max. dimensions: 4150 1500</p> <p>Particularities:  </p>		
<p>Colour: <b>Floating Black</b></p> <p>Thickness: 10 mm</p> <p>Max. dimensions: 4150 1500</p> <p>Particularities: </p>		
<p>Colour: <b>Goldfinch</b></p> <p>Thickness: 10 mm</p> <p>Max. dimensions: 4150 1500</p> <p>Particularities:  </p>		
<p>Colour: <b>Grandala</b></p> <p>Thickness: 10 mm</p> <p>Max. dimensions: 4150 1500</p> <p>Particularities:  </p>	 	
<p>Colour: <b>Hawk</b></p> <p>Thickness: 10 mm</p> <p>Max. dimensions: 4150 1500</p> <p>Particularities: </p>		
<p>Colour: <b>Jupiter</b></p> <p>Thickness: 10 mm</p> <p>Max. dimensions: 4150 1500</p> <p>Particularities:  </p>		

Although the pictures in this chapter give you a good impression of our colours, there might be slight differences in reality. Therefore, we recommend to always consult your samples.

Classic	colour sample	full panel
<p>Colour: <b>Lightning</b></p> <p>Thickness: 10 mm</p> <p>Max. dimensions: 4150 1500</p> <p>Particularities: </p>		
<p>Colour: <b>Maya Gold</b></p> <p>Thickness: 10 mm</p> <p>Max. dimensions: 4150 1500</p> <p>Particularities: </p>		
<p>Colour: <b>Oxide Brown</b></p> <p>Thickness: 10 mm</p> <p>Max. dimensions: 4150 1500</p> <p>Particularities: </p>		
<p>Colour: <b>Smokey Black</b></p> <p>Thickness: 10 mm</p> <p>Max. dimensions: 4150 1500</p> <p>Particularities: </p>		
<p>Colour: <b>Sparrow</b></p> <p>Thickness: 10 mm</p> <p>Max. dimensions: 4150 1500</p> <p>Particularities: </p>		
<p>Colour: <b>Starling</b></p> <p>Thickness: 10 mm</p> <p>Max. dimensions: 4150 1500</p> <p>Particularities: </p>		
<p>Colour: <b>Steep Black</b></p> <p>Thickness: 10 mm</p> <p>Max. dimensions: 4150 1500</p> <p>Particularities: </p>		
<p>Colour: <b>Steep Grey</b></p> <p>Thickness: 10 mm</p> <p>Max. dimensions: 4150 1500</p> <p>Particularities: </p>		
















Although the pictures in this chapter give you a good impression of our colours, there might be slight differences in reality. Therefore, we recommend to always consult your samples.











Classic	colour sample	full panel
<div>Colour: <b>Steep Silver</b></div> <div>Thickness: 10 mm</div> <div>Max. dimensions: 4150 1500</div> <div>Particularities:  </div>		
<div>Colour: <b>Swallow</b></div> <div>Thickness: 10 mm</div> <div>Max. dimensions: 4150 1500</div> <div>Particularities: </div>		
<div>Colour: <b>Twilight</b></div> <div>Thickness: 10 mm</div> <div>Max. dimensions: 4150 1500</div> <div>Particularities:  </div>		

4

Although the pictures in this chapter give you a good impression of our colours, there might be slight differences in reality. Therefore, we recommend to always consult your samples.

Premium		colour sample	full panel
Colour: <b>Fakir</b> Thickness: 10 mm Max. dimensions: 4150 x 1500 Particularities: 			
Colour: <b>Mahal</b> Thickness: 10 mm Max. dimensions: 4150 x 1500 Particularities: 			
Colour: <b>Marmorì</b> Thickness: 10 mm Max. dimensions: 4150 x 1500 Particularities: 			
Colour: <b>Solid White</b> Thickness: 10 mm Max. dimensions: 4150 x 1500 Particularities: 			
Colour: <b>Virtuous</b> Thickness: 10 mm Max. dimensions: 4150 x 1500 Particularities: 			

Although the pictures in this chapter give you a good impression of our colours, there might be slight differences in reality. Therefore, we recommend to always consult your samples.

Color:	thickness	maximum size	particularities
<b>Classic</b>			
Ash Grey	10 mm	4150 x 1500 mm	
Cross Over	10 mm	4150 x 1500 mm	
Eagle	10 mm	4150 x 1500 mm	
Floating Black	10 mm	4150 x 1500 mm	
Goldfinch	10 mm	4150 x 1500 mm	
Grandala 	10 mm	4150 x 1500 mm	
Hawk	10 mm	4150 x 1500 mm	
Jupiter	10 mm	4150 x 1500 mm	
Lightning	10 mm	4150 x 1500 mm	
Maya Gold 	10 mm	4150 x 1500 mm	
Oxide Brown	10 mm	4150 x 1500 mm	
Smokey Black	10 mm	4150 x 1500 mm	
Sparrow	10 mm	4150 x 1500 mm	
Starling	10 mm	4150 x 1500 mm	
Steep Black	10 mm	4150 x 1500 mm	
Steep Grey	10 mm	4150 x 1500 mm	
Steep Silver	10 mm	4150 x 1500 mm	
Swallow	10 mm	4150 x 1500 mm	
Twilight	10 mm	4150 x 1500 mm	
<b>Premium</b>			
Fakir	10 mm	4150 x 1500 mm	  
Mahal	10 mm	4150 x 1500 mm	
Marmori	10 mm	4150 x 1500 mm	
Solid White	10 mm	4150 x 1500 mm	
Virtuous	10 mm	4150 x 1500 mm	  



Black core












Core in colour of the worktop



4

## Explanation particulars


-  In case of a (corner) joint, a veined pattern does not automatically continue in the other part of the worktop.
-  Pattern direction is horizontal
-  Pattern direction is diagonal.
-  Core in colour of the worktop
-  Black core
-  Spot sensitive surface
-  Decor contains decorative scratches
-  New colour in the collection
-  Large color gradient in the plate, from dark to light or a vein. This is not clearly visible on a sample piece. Particularly with coupling connections, a large contrast or color difference can arise. Always mention this during the sales conversation.

## Discontinued colours 2022 (available while stocks last)

- Cryptic
- Toxic



Detail possible corner connection.



Detail possible corner connection: worktop pattern does not run through by default.

Please note that due to a combination of light and texture, optical colour differences may occur between the worktop sections at corner joints.

## Material

### Composition

- > multiple phenolic resin-soaked layers of kraft paper compressed under high pressure and temperature to form a solid laminate
- > the core is black, except for the colors in the Premium price group (colored core)
- > the top layer is the decor paper
- > top and bottom in color



### Product description

(Max.) dimensions: 4150 x 1500 mm

thickness: 10 mm

weight: 27 kg/m<sup>2</sup> (based on a 40 mm thickened worktop)

applications: customized worktops, side panels and windowsills

## Properties

### Advantages

- > unique colors and surface textures
- > good value for money
- > Due to the closed surface, the material is waterproof
- > sturdy and compact, and therefore more impact-resistant than TopLaminate
- > as scratch and wear resistant as TopLaminate
- > hygienic
- > patterns run through the edge thanks to V-Groove technology

### Points of attention

- > use cutting board and coasters (scratches, scorch marks and dents irreparable)
- > colour and/or structure differences compared with the delivered sample are possible and cannot be a reason for complaint/reclamation
- > worktops in dark colours are not more sensitive to scratches than other colours. However, the scratches are sooner visible (scratches are not covered under the warranty)
- > fingerprints and grease are more visible with the matte colours
- > Due to the deeper surface texture, cleaning requires an intensive and regular approach
- > worktops with a rough texture surface will show more pollution (difficult to remove)
- > sometimes, it is possible that there is a small spot in a different colour in the panel. This is part of the material and no reason for reclamation
- > behind hobs only use TopCore wall panels in

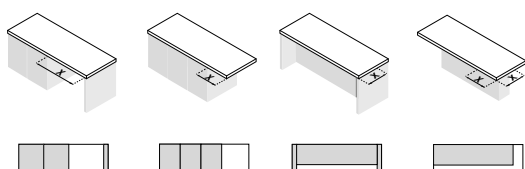
combination with a BP-Saver

- > due to a combination of light and structure, optical color differences may occur between worktop parts at corner joints. This is inherent to the material and no reason for reclamation.
- > stains caused during installation or by third parties and/or stains arising due to the use of the worktop are no reason for reclamation
- > never stand or sit on the worktop
- > for warranty and general terms and conditions see: [www.dekkerzevenhuizen.com/customerportal](http://www.dekkerzevenhuizen.com/customerportal).

## Order

- > when calculating lengths, round up to 100 mm (min. 600 mm)
- > (standard) dimensional tolerance 3 mm (length, depth, height)
- > by 20, 40, 60, 80 and 100mm high edging is the worktop reinforced all around
- > always calculate the extra works and edge finishings separately
- > required distance between the front-/ backside and the cut-outs is min. 40 mm; required distance between the (short) sides/joints and the cut-outs and between two cut-outs is 50 mm.
- > keep on all sides a minimal 2mm oversize relative to the side panels
- > keep at least 2 mm space between cupboards and walls (because of the possibility of expansion)
- > with 10 mm solid tops, inset cooktops and sinks deeper than 480 mm are only possible with a top width of 650 mm and more
- > for 10 mm solid worktops is it not possible to place a drawer under the hob
- > in case of joints: the strips, patterns and textures will not be continuous between the parts, because of necessary miter
- > mounting rear walls approximately 2-3mm from the wall (using some lumbs of kit) against bending.
- > min. radius for cut-outs is 10 mm (note: when the sink has a radius of 0 (zero), the cut-out in the worktop has still a radius).
- > for 10mm worktops kitchen sink mounting by means of small wood blocks (with regard to the thickness of the material); be careful with regard to the measures of the cabinet; support the worktop sufficiently
- > kitchen sinks outside the collection or special cut-outs are only on request (contact our sales)
- > for free-hanging parts and sheets with a span, in some cases additional reinforcement must be applied.

- > The worktop part can be reinforced from an edge height of 30 mm (VF03), which minimizes the sagging (up to 3 mm sagging falls within the tolerance) and it is immediately neatly finished on the underside. The kitchen drawing must indicate which part is freely hanging and where the support from the kitchen ends. Every situation is unique, but keep in mind as a general rule that for each free-hanging part, at least twice as large a part of extra reinforcement must be placed on the kitchen (average calculation factor is 1.7). If the design shows larger spans, a recess is planned in the vicinity of the free-hanging part, or another constructive issue arises, please contact the office staff. When a solution is chosen with the use of a frame, this standard will be visible at the bottom.

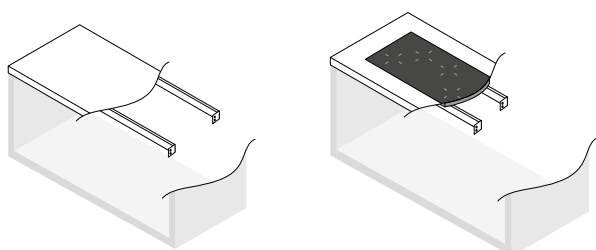


material- thickness (mm)	x = max. (mm):	x = max. (mm):	x = max. (mm):	x = max. (mm):
30 mm	800	200	200	200
40 mm	1200	350	350	300
60 mm	1500	400	350	300
80 mm	1800	450	350	300
100 mm	1800	450	350	300

**PAY ATTENTION:** for 10 mm solid worktops and 20 mm thickened (VF02) these must always be fully supported

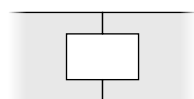
- > to prevent a solid worktop (without an extra glued construction) or thickened worktop from sagging, applying an extra reinforcement is required. For cabinets of 80 cm or larger, we recommend to make use of our support-set.
- > (flush-mounted) hobs with an installation depth of  $\geq 5$  mm and/or a weight  $\geq 20$  kg must be additionally supported from the cabinet in order to be able to install (completely) tension-free. Use our support set for this.

This separate support set can be ordered under article number DIV-STEUN-GR.



Fork couplings are only possible with a surface-mounted hob and must be worked out/calculated as follows:

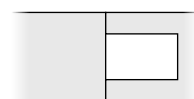
Type A



2x cut-out for VORK-A 1x hob cut-out\*

+ joint (max. 20 x 450 mm)

Type B



+ joint

We recommend type A because of the risk of breakage during transport/assembly, and also when assembling, make sure there is sufficient support under the joint.

\*Hob cut-out for type B is max. 780 x 490 mm with an min. worktop depth of 600 mm. In case of larger hob cut-outs, no reclamations about breakage are possible.

- > in case of a patterned or contrasting surface of corner worktops, colour differences may occur at the (connection) joint, or due to the incidence of light and/or direction of the pattern (inevitable). This is part of the material and cannot be a cause for reclamation.
- > the order should contain: the colour, sizes, cut-outs (including type of sink and/or hob. mention diameter only if necessary), front measure in case of cut-outs, depth of cabinets in case of high cabinet connections, type of edge finishing and where this edge finishing is needed and preferably a drawing of the kitchen.
- > Measuring the worktop, delivery and installation on the commission address is provided. Please mention this on your order incl. phone number reachable during the day (preferably cell-number) and desired dates.
- > We would like to receive molds at least 4 weeks before delivery. Molds must meet the following requirements: full size and of solid material (wood). Additionally, mention this on your order form.

Always send a plan and an explanation from your order program. If you send both, we will proceed on the basis of the plan. Always check your order confirmation, as this is binding.

## Modifications and cancellations

- > Indicated on the order confirmation.

It is not possible to change or cancel tops with colours and sinks outside the standard collection (they will be ordered specially for you)

## Delivery

- > delivery time is 4-5 weeks. However, this will be longer during holiday periods
- > depending on the dimensions, the worktops are packed in cardboard or wooden crates
- > installation instructions and maintenance advice are included in the leaflet. The warranty conditions can be found on our website.
- > residual material of cut-outs will never be supplied
- > during delivery of the worktops, provide physically suitable lifting assistance, good storage space and free walking space
- > delivery at commission address, only upon request (please make own arrangements for transport to cellars and upper floors!)
- > delivery and installation of exceptionally heavy and/or unmanageable parts of worktops only provided on the basis on subsequent costing

*Check your order carefully! Once the consignment note has been signed, complaints about any damage to the products delivered will no longer be accepted.*

## Measuring and installation

- > see chapter "service".

## 5. Maintenance

### Daily maintenance

Wipe your worktop daily with a cloth and a clean soapy water from some detergent. Always rinse thoroughly with lukewarm water and dry your worktop with a clean, dry tea towel or kitchen paper. This will absorb any remaining dirt and any soap and water residues.

### Periodic maintenance

You can also use Top Cleaner, a special laminate cleaner that easily removes dirt from the laminate and leaves a wonderfully fresh scent. This product is available in the online shop. Always rinse well with lukewarm water and dry your worktop with a clean, dry tea towel or kitchen paper.

### Removing specific stains

#### **Grease, coffee/tea or red wine** (shiny or brown spot)

Let the Top Cleaner or a clean soapy water of some detergent work in for a while until the dirt starts to react. Then treat with a melamine sponge. Moisten it slightly and then squeeze it out for sufficient friction. Always rinse thoroughly with lukewarm water and dry your worktop with a clean, dry tea towel or kitchen paper.

#### **Lime stains** (dull white or brown spots)

Let the cleaning vinegar work in for a while. Then treat with a melamine sponge. Moisten it slightly and then squeeze it out for sufficient friction. Always rinse thoroughly with lukewarm water and dry your worktop with a clean, dry tea towel or kitchen paper. Make sure that cleaning vinegar does not come into contact with marble or bluestone.

#### **Ink, paint or nicotine**

Remove ink, paint, nicotine or felt-tip pen stains with benzine or turpentine. Always rinse thoroughly with lukewarm water and dry your worktop with a clean, dry tea towel or kitchen paper.

#### **Remove stubborn stains**

Use a melamine sponge and a little detergent soapy water. Always rinse thoroughly with lukewarm water and dry your top with a clean, dry tea towel or kitchen paper. Have the stains or rings diminished, but not yet completely disappeared? Then repeat this process. This treatment is not for the daily maintenance of your worktop!

Note: NEVER use hard abrasives such as steel wool, sandpaper or diamonds. They can permanently damage the worktop surface!

Please note: the deeper structure allows for faster retention of dirt in the pores. This requires more intensive cleaning than with smooth surfaces.

#### **Tips**

- > Never allow liquids to dry. Do not leave fats or foods on the worktop for an unnecessarily long time.
- > NEVER use aggressive cleaning agents such as paint remover, brush, metal or oven cleaners, chlorine, sink unblockers or other chemicals!

#### **More information!**

Would you like more information and cleaning tips or read about special offers from professional cleaners? Then check out [www.dekkerzevenhuizen.com/maintenance](http://www.dekkerzevenhuizen.com/maintenance)



### Top Cleaner

article number: 290126


A laminate cleaner for daily maintenance. Easily removes dirt from the laminate. [www.dekkerzevenhuizen.com/shop](http://www.dekkerzevenhuizen.com/shop)




4



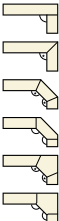
4

Classic				order no.	€ excl. VAT	€ incl. VAT
	worktops up to	300mm deep	per m <sup>1</sup>	TC10-1-030	127,00	<b>153,67</b>
	worktops up to	600mm deep	per m <sup>1</sup>	TC10-1-060	219,00	<b>264,99</b>
	worktops up to	650mm deep	per m <sup>1</sup>	TC10-1-065	242,00	<b>292,82</b>
	worktops up to	700mm deep	per m <sup>1</sup>	TC10-1-070	292,00	<b>353,32</b>
	worktops up to	800mm deep	per m <sup>1</sup>	TC10-1-080	327,00	<b>395,67</b>
	worktops up to	900mm deep	per m <sup>1</sup>	TC10-1-090	354,00	<b>428,34</b>
	worktops up to	1000mm deep	per m <sup>1</sup>	TC10-1-100	433,00	<b>523,93</b>
	worktops up to	1100mm deep	per m <sup>1</sup>	TC10-1-110	489,00	<b>591,69</b>
	worktops up to	1200mm deep	per m <sup>1</sup>	TC10-1-120	513,00	<b>620,73</b>
	worktops up to	1350mm deep	per m <sup>1</sup>	TC10-1-135	592,00	<b>716,32</b>
				worktops up to	1500mm deep	per m <sup>1</sup> TC10-1-150 671,00 <b>811,91</b>


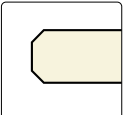

10 mm TopCore (under glued)  
without edge finishing

Premium						
	worktops up to	300mm deep	per m <sup>1</sup>	TC10-2-030	193,00	<b>233,53</b>
	worktops up to	600mm deep	per m <sup>1</sup>	TC10-2-060	346,00	<b>418,66</b>
	worktops up to	650mm deep	per m <sup>1</sup>	TC10-2-065	370,00	<b>447,70</b>
	worktops up to	700mm deep	per m <sup>1</sup>	TC10-2-070	422,00	<b>510,62</b>
	worktops up to	800mm deep	per m <sup>1</sup>	TC10-2-080	460,00	<b>556,60</b>
	worktops up to	900mm deep	per m <sup>1</sup>	TC10-2-090	488,00	<b>590,48</b>
	worktops up to	1000mm deep	per m <sup>1</sup>	TC10-2-100	572,00	<b>692,12</b>
	worktops up to	1100mm deep	per m <sup>1</sup>	TC10-2-110	631,00	<b>763,51</b>
	worktops up to	1200mm deep	per m <sup>1</sup>	TC10-2-120	654,00	<b>791,34</b>
	worktops up to	1350mm deep	per m <sup>1</sup>	TC10-2-135	753,00	<b>911,13</b>
				worktops up to	1500mm deep	per m <sup>1</sup> TC10-2-150 821,00 <b>993,41</b>


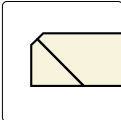








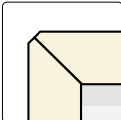
10 mm TopCore (under glued)  
without edge finishing

Corner connections						
Corner connection 1	(angle connection)		per unit	TC-HV1	50,00	<b>60,50</b>
Corner connection 2	(mitre coupling)		per unit	TC-HV2	95,00	<b>114,95</b>
Corner connection 3	(angled section with mitre joint)		per unit	TC10-HV3	598,00	<b>723,58</b>
Corner connection 3a	(slanted corner part with angled coupling)		per unit	TC10-HV3A	598,00	<b>723,58</b>
Corner connection 4	(full angle section with mitre joint)		per unit	TC10-HV4	769,00	<b>930,49</b>
Corner connection 4a	(full angle section with mitre joint)		per unit	TC10-HV4A	769,00	<b>930,49</b>









Complete with assembly kit.






Edge finishing double facet			order no.	€ excl. VAT	€ incl. VAT
		2F	 per m <sup>1</sup>	TC-2F	47,50 <b>57,48</b>

10 mm double facet edge

Edge finish mitre							
		VF01*		per m <sup>1</sup>	TC-VF01	107,00	<b>129,47</b>
		VF02		per m <sup>1</sup>	TC-VF02	89,00	<b>107,69</b>
		VF03		per m <sup>1</sup>	TC-VF03	107,00	<b>129,47</b>
		VF04		per m <sup>1</sup>	TC-VF04	107,00	<b>129,47</b>
		VF06		per m <sup>1</sup>	TC-VF06	119,00	<b>143,99</b>
10 mm mitre edge with facet		VF08		per m <sup>1</sup>	TC-VF08	131,00	<b>158,51</b>
		VF10		per m <sup>1</sup>	TC-VF10	142,00	<b>171,82</b>
							
<p>* Not for Solid White: calculate 2F (due to the coloured core and uni-colour) Other edge thickness on request. For the finishing of a high closet always calculate the complete side.</p>							



Mitre edge 20 mm up to 100 mm  
incl. facet



Cut outs							
Cut-out for built-up hob or built-up sink with a max. depth of 60 cm			 per unit	TC-KOOK-OP1	96,00	<b>116,16</b>	
Cut-out built-on hob with a depth larger than 600 mm			 per unit	TC-KOOK-OP2	129,00	<b>156,09</b>	
Cut out integrated hot plate (send a technical drawing please)			 per unit	TC-VIB-UIT-KOOK	219,00	<b>264,99</b>	
Cut-out for a "fork"-joint Type A (calculate this price two times), max. size of 20 x 45 cm			 per unit	TC-KOOK-OP	64,50	<b>78,05</b>	
Tap hole in worktop (mention diameter)			 per unit	TC-KRG	31,00	<b>37,51</b>	
Tap hole in the kitchen sink (mention diameter)			 per unit	TC-KRG035	24,50	<b>29,65</b>	
Cut out for surface-mounted powerport / socket (Ø 70-120 mm)			 per unit	TC-KPL-ROND	96,00	<b>116,16</b>	
Cut out integrated powerport / control panel Selsiuz / Gessi / Osiris (max. 200 x 200 mm)			 per unit	TC-UITVKKL	168,00	<b>203,28</b>	




Extra works							
Oblique side (with edge trim from 50 x 50 mm)			 per unit	TC-S	79,00	<b>95,59</b>	
Rounded corner up to radius 300 mm, without edge finishing*			 per unit	TC-R30	180,00	<b>217,80</b>	
Rounded corner from radius 300 mm, without edge finishing*			 per unit	TC-R31	332,00	<b>401,72</b>	
* finishing only possible with 10 mm solid tops							
Double cut-out (two sides), without edge finishing			 per unit	TC-KOL-A	90,00	<b>108,90</b>	
Triple cut-out (three sides), without edge finishing			 per unit	TC-KOL3-A	117,00	<b>141,57</b>	
Double- or triple cut-outs are always finished with an inner radius of 5 mm. Always calculate the extra works and edging finishings separately!							
Undergleument for dishwasher (600 x 600 mm, at 212 euros/m <sup>2</sup> )			per unit	TC-ONDZ-VW	76,32	<b>92,35</b>	
Full underglue (where no additional reinforcement is required)			per m <sup>2</sup>	TC-ONDZ-MAS	212,00	<b>256,52</b>	
Extra reinforcement due to free-hanging parts from 30 mm worktop thickness (VF03), see product information			per m <sup>2</sup>	TC-ONDZ-VERST	362,00	<b>438,02</b>	



Classic 10 mm thick (without edge finish)			order no.	€ excl. VAT	€ incl. VAT
Wall panels up to	50 mm high	per m <sup>1</sup>	TCNAW-1-005	24,00	<b>29,04</b>
Wall panels up to	100 mm high	per m <sup>1</sup>	TCNAW-1-010	43,00	<b>52,03</b>
Wall panels up to	200 mm high	per m <sup>1</sup>	TCNAW-1-020	86,00	<b>104,06</b>
Wall panels up to	300 mm high	per m <sup>1</sup>	TCNAW-1-030	127,00	<b>153,67</b>
Wall panels up to	400 mm high	per m <sup>1</sup>	TCNAW-1-040	145,00	<b>175,45</b>
Wall panels up to	500 mm high	per m <sup>1</sup>	TCNAW-1-050	183,00	<b>221,43</b>
Wall panels up to	600 mm high	per m <sup>1</sup>	TCNAW-1-060	219,00	<b>264,99</b>
Wall panels up to	700 mm high	per m <sup>1</sup>	TCNAW-1-070	292,00	<b>353,32</b>
Wall panels up to	800 mm high	per m <sup>1</sup>	TCNAW-1-080	327,00	<b>395,67</b>
Wall panels up to	900 mm high	per m <sup>1</sup>	TCNAW-1-090	354,00	<b>428,34</b>
Wall panels up to	1000 mm high	per m <sup>1</sup>	TCNAW-1-100	433,00	<b>523,93</b>
Wall panels up to	1100 mm high	per m <sup>1</sup>	TCNAW-1-110	489,00	<b>591,69</b>
Wall panels up to	1200 mm high	per m <sup>1</sup>	TCNAW-1-120	513,00	<b>620,73</b>
Wall panels up to	1350 mm high	per m <sup>1</sup>	TCNAW-1-135	592,00	<b>716,32</b>
Wall panels up to	1500 mm high	per m <sup>1</sup>	TCNAW-1-150	671,00	<b>811,91</b>
Premium 10 mm thick (without edge finish)					
Wall panels up to	50 mm high	per m <sup>1</sup>	TCNAW-2-005	34,00	<b>41,14</b>
Wall panels up to	100 mm high	per m <sup>1</sup>	TCNAW-2-010	59,00	<b>71,39</b>
Wall panels up to	200 mm high	per m <sup>1</sup>	TCNAW-2-020	147,00	<b>177,87</b>
Wall panels up to	300 mm high	per m <sup>1</sup>	TCNAW-2-030	193,00	<b>233,53</b>
Wall panels up to	400 mm high	per m <sup>1</sup>	TCNAW-2-040	257,00	<b>310,97</b>
Wall panels up to	500 mm high	per m <sup>1</sup>	TCNAW-2-050	320,00	<b>387,20</b>
Wall panels up to	600 mm high	per m <sup>1</sup>	TCNAW-2-060	346,00	<b>418,66</b>
Wall panels up to	700 mm high	per m <sup>1</sup>	TCNAW-2-070	422,00	<b>510,62</b>
Wall panels up to	800 mm high	per m <sup>1</sup>	TCNAW-2-080	460,00	<b>556,60</b>
Wall panels up to	900 mm high	per m <sup>1</sup>	TCNAW-2-090	488,00	<b>590,48</b>
Wall panels up to	1000 mm high	per m <sup>1</sup>	TCNAW-2-100	572,00	<b>692,12</b>
Wall panels up to	1100 mm high	per m <sup>1</sup>	TCNAW-2-110	631,00	<b>763,51</b>
Wall panels up to	1200 mm high	per m <sup>1</sup>	TCNAW-2-120	654,00	<b>791,34</b>
Wall panels up to	1350 mm high	per m <sup>1</sup>	TCNAW-2-135	753,00	<b>911,13</b>
Wall panels up to	1500 mm high	per m <sup>1</sup>	TCNAW-2-150	821,00	<b>993,41</b>

Calculate per part: round up to 100 mm, minimum 600 mm.

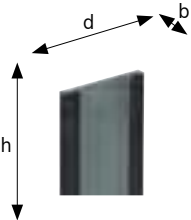
Finishes			order no.	€ excl. VAT	€ incl. VAT
Polishing visible side - single facet (1F)		per m <sup>1</sup>	TCNAW-1F	30,00	<b>36,30</b>
Polishing visible side - double facet (2F)		per m <sup>1</sup>	TCNAW-2F	48,00	<b>58,08</b>
sawing the side of the worktop in mitre (45 degrees)		per m <sup>1</sup>	TCNAW-I45	76,00	<b>91,96</b>

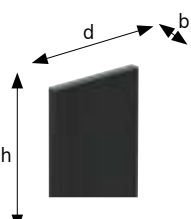
Cut-outs					
Wall sockets cut-outs (70 mm round)		per unit	TCNAW-WCD	62,00	<b>75,02</b>
Other cut-outs (smaller than 490 x 450 mm)		per unit	TCNAW-KPL-ROND	96,00	<b>116,16</b>

Additional machinings					
Beveled side (with edge finishing from 50 x 50 mm)		per unit	TCNAW-S	79,00	<b>95,59</b>
Rounded corner up to radius 300 mm, without edge finishing		per unit	TCNAW-R30	180,00	<b>217,80</b>
Rounded corner from radius 300 mm, without edge finishing		per unit	TCNAW-R31	332,00	<b>401,72</b>

Double cut-out (two sides), without edge finishing		per unit	TCNAW-KOL-A	90,00	<b>108,90</b>
Triple cut-out (three sides), without edge finishing		per unit	TCNAW-KOL3-A	117,00	<b>141,57</b>

Double- or triple cut-outs are always finished with an inner radius of 5 mm.  
Always calculate the extra works and edging finishings separately!

Side panel type A semi freestanding					
	Side panels up to 300mm deep	per m <sup>1</sup>	TCSTOL-A-030	389,00	<b>470,69</b>
	Side panels up to 650mm deep	per m <sup>1</sup>	TCSTOL-A-065	714,00	<b>863,94</b>
	Side panels up to 900 mm deep	per m <sup>1</sup>	TCSTOL-A-090	975,00	<b>1.179,75</b>
	Side panels up to 1200 mm deep	per m <sup>1</sup>	TCSTOL-A-120	1.236,00	<b>1.495,56</b>
	Side panels up to 1500mm deep	per m <sup>1</sup>	TCSTOL-A-150	1.532,00	<b>1.853,72</b>
	Side panel width, 30 to 100 mm				

Side panel type B freestanding					
	Side panels up to 300mm deep	per m <sup>1</sup>	TCSTOL-B-030	649,00	<b>785,29</b>
	Side panels up to 650mm deep	per m <sup>1</sup>	TCSTOL-B-065	1.007,00	<b>1.218,47</b>
	Side panels up to 900 mm deep	per m <sup>1</sup>	TCSTOL-B-090	1.299,00	<b>1.571,79</b>
	Side panels up to 1200 mm deep	per m <sup>1</sup>	TCSTOL-B-120	1.624,00	<b>1.965,04</b>
	Side panels up to 1500mm deep	per m <sup>1</sup>	TCSTOL-B-150	1.914,00	<b>2.315,94</b>
	Side panel width, 30 to 100 mm				

- > The front- and backside are standard finished. So waterstop can be used in combination with base cabinets - both free standing or against de wall.
- > The visible components on the cabinet side, such as by the plinth and door are finished in Fenix. finished with TopCore.
- > The non-visible parts of type A on the cabinet side are finished in wood so the side panels can be easily installed with screws to the cabinet.
- > Type A is on the backside finished with 140 mm converted.
- > The tolerances in measurement between worktop, cabinet and side panel are very critical. For this reason, we recommend 2 mm overhang per visible side of the worktop relative to the side panel.
- > To guarantee a good connection between the worktop and these panel we advise you indicate on which side the side panel will be installed.
- > Side panels that serve as support for tables without lower cabinets are on request.
- > Calculate this per part: round off to the nearest 100 mm (above), minimum is 600 mm.

## Advantages



Soft touch



Fingerprint proof



Extreme matt surface



Self-repairing capacity



Anti-bacterial properties

## Icons



Fenix 10



Fenix 0.9

Price group to which this article belongs. Some articles have a different discount, this is mentioned separately.



Maximum length



Maximum width



Pattern direction is horizontal



Bottom side in the same colour



Core in colour of the worktop



Black core



Veined pattern



Large colour gradient in the worktops.  
Attention at joints

## Approvals



FSC®-certificate



Greenguard



NSF



Carb2  
(Fenix 0.9 in combination with Greengridz)



Nordic Swan Ecolabel  
(Fenix 0.9 in combination with Greengridz)



AMK





# FENIX

## Contents

### Fenix 10

- 5.3 Colour options
- 5.6 Product information
- 5.10 Base material
- 5.11 Edges, finishes and extra works
- 5.12 Wall panels, skirts and window sills
- 5.13 Extra works and side panels
- 5.14 Sinks

### Fenix 0.9

- 5.16 Colour options
- 5.18 Product information
- 5.22 Greengridz
- 5.24 Greengridz edge finishes
- 5.25 Greengridz extra works
- 5.26 RM (straight plywood)
- 5.27 RM corner joints and edge finishes
- 5.28 RM extra works
- 5.29 Wall panels and extra works
- 5.30 Greengridz side panels
- 5.33 Plywood side panels



Worktop Fenix Soft Steel



Classic	colour sample	full panel
<p>Colour: <b>Angola</b> Thickness: 10 mm Max. dimensions: 4150 1250 Particularities:   </p>		
<p>Colour: <b>Bold Black</b> Thickness: 10 mm Max. dimensions: 4150 1500 Particularities:  </p>		
<p>Colour: <b>Brown Sugar</b> Thickness: 10 mm Max. dimensions: 4150 1500 Particularities: </p>		
<p>Colour: <b>Cast Iron</b> Thickness: 10 mm Max. dimensions: 4150 1500 Particularities: </p>		
<p>Colour: <b>Gray Land</b> Thickness: 10 mm Max. dimensions: 4150 1500 Particularities: </p>		
<p>Colour: <b>Heavy Metal</b> Thickness: 10 mm Max. dimensions: 4150 1500 Particularities: </p>		
<p>Colour: <b>Soft Steel</b> Thickness: 10 mm Max. dimensions: 4150 1500 Particularities: </p>		


Although the pictures in this chapter give you a good impression of our colours, there might be slightly differences in reality. Therefore, we recommend to always consult your samples.

## Premium

### colour sample



### full panel



Colour: **Beige Arizona**  
Thickness: 10 mm  
Max. dimensions: 4150 1500  
Particularities:  






Colour: **Castoro Ottawa**  
Thickness: 10 mm  
Max. dimensions: 4150 1500  
Particularities:  





Colour: **Forest Green**  
Thickness: 10 mm  
Max. dimensions: 4150 1500  
Particularities:  





Colour: **Ghost White**  
Thickness: 10 mm  
Max. dimensions: 4150 1500  
Particularities:  





Colour: **Ice Cream**  
Thickness: 10 mm  
Max. dimensions: 4150 1500  
Particularities:  



Colour: **Night Blue**  
Thickness: 10 mm  
Max. dimensions: 4150 1500  
Particularities:  







Colour: **Pure Brown**  
Thickness: 10 mm  
Max. dimensions: 4150 1500  
Particularities:  





Ultimo

colour sample







full panel


Colour: Alloy Champaign  
Thickness: 10 mm  
Max. dimensions: 4150 x 1250  
Particularities:    






Color:	thickness	maximum size	particularities
Classic			
Angola (3464)	10 mm	4150 x 1250 mm!	
Bold Black (0720)	10 mm	4150 x 1500 mm	
Brown Sugar (2629)	10 mm	4150 x 1500 mm	
Cast Iron (0718)	10 mm	4150 x 1500 mm	
Gray Land (0724)	10 mm	4150 x 1500 mm	
Heavy Metal (2630)	10 mm	4150 x 1500 mm	
Soft Steel (2638)	10 mm	4150 x 1500 mm	
Premium			
Beige Arizona (0748)	10 mm	4150 x 1500 mm	
Castoro Ottawa (0717)	10 mm	4150 x 1500 mm	
Forest Green (0750)	10 mm	4150 x 1500 mm	
Ghost White (0029)	10 mm	4150 x 1500 mm	
Ice Cream (0030)	10 mm	4150 x 1500 mm	
Night Blue (0754)	10 mm	4150 x 1500 mm	
Pure Brown (0749)	10 mm	4150 x 1500 mm	
Ultimo			
Alloy Champaign (5000)	10 mm	4150 x 1250 mm!	


Explanation icons

-  Pattern direction is horizontal
-  Bottom side in the same colour
-  Core in colour of the worktop
-  Black core
-  In case of a (corner) joint, a veined pattern does not automatically continue in the other part of the worktop.
-  Large color gradient in the plate, from dark to light or a vein. This is not clearly visible on a sample piece. Particularly with coupling connections, a large contrast or color difference can arise. Always mention this during the sales conversation.

 Black core

 Core in colour of the worktop





## Material

### Composition

- > Several layers of kraft paper impregnated with phenol resin, which is compressed under high pressure and temperature into a solid laminate
- > The core of the worktop is black, except for the colours that are part of the premium or ultimo price group; this core is in the same colour as the surface
- > The top layer of Fenix consists of decor paper provided with a nanotech layer on the top
- > Due to the nanotech-top layer, the surface feels silky and has unique properties



### Product description

- (Max.) dimensions: 4150 x 1500 mm  
(except Angola and Alloy  
Champaign: 4150 x 1250 mm)
- thickness: 10 mm
- weight: 27kg/m<sup>2</sup> (on the basis of a 40mm reinforced worktop)
- applications: customized worktops, wall panels, side panels and windowsills

## Properties

### Advantages

- > special nanotech-coating
- > soft touch
- > self-healing capacity
- > antibacterial properties
- > ultra matt surface
- > fingerprint proof
- > retains its shape (also with temperature changes)
- > not static
- > due to the closed surface, the material is waterproof
- > sturdy and compact, and therefore more impact-resistant than TopLaminate
- > just as scratch and wear resistant as TopLaminate
- > hygienic and easy to clean

### Points of attention

- > use chopping boards and table mats (scratches, burned spots, cracks because of thermal shocks cannot be repaired)!
- > worktops in dark colours are not more sensitive to scratches than other colours. However, the scratches are sooner visible (scratches are not covered under the warranty)

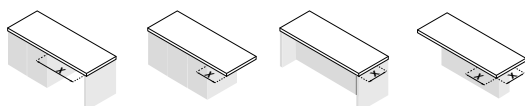
- > sometimes, it is possible that there is a small spot in a different colour in the worktop. This is part of the material and no reason for reclamation
- > color and/or structure differences between the delivered sample and the delivered worktop are possible. This is no reason for complaint/reclamation
- > only use Fenix wallpanels behind hobs in combination with a BP-saver
- > stains arising during the installation or stains arising due to the use of the worktop are no reason for complaint/reclamation
- > never stand or sit on the worktop
- > for warranty and general terms and conditions see: [www.dekkerzevenhuizen.com/customerportal](http://www.dekkerzevenhuizen.com/customerportal).

## Order

- > when calculating lengths, round up to tens of centimeters (min. 600 mm)
- > (Standard) dimensional tolerance 3 mm (length, depth, height)
- > the worktop is all-around thickened for edge finishings with a height of 20, 40, 60, 80 and 100 mm
- > Always calculate machinings and edge finishings separately
- > required distance between the front-/ backside and the cut-outs is min. 40 mm; required distance between the (short) sides/joints and the cut-outs and between two cut-outs is 50 mm.
- > keep on all sides a minimal 2mm oversize relative to the side panels
- > required distance between the cabinets and the wall is min. 2 mm (material may possibly expand)
- > for 10 mm solid worktops are flush-mounted hobs and flush-mounted sinks with a depth more than 480 mm only possible in combination with a (min.) depth of 650 mm of the worktop
- > for 10 mm solid worktops is it not possible to place a drawer under the hob
- > mounting rear walls approximately 2-3mm from the wall (using some lumbs of kit) against bending.
- > min. radius for cut-outs is 10 mm (note: when the sink has a radius of 0 (zero) mm, the cut-out in the worktop has still a radius).
- > for 10 mm worktops, kitchen sink mounting by means of small wooden bobbins (with regard to the thickness of the material); be careful with regard to the measures of the cabinet sizes; the worktop should be supported sufficiently (to prevent the worktop from sagging)



- > kitchen sinks outside the collection or special cut-outs are only on request (contact our sales department)
- > The worktop part can be reinforced from an edge height of 30 mm (VF03), which minimizes the sagging (up to 3 mm sagging falls within the tolerance) and it is immediately neatly finished on the underside. The kitchen drawing must indicate which part is freely hanging and where the support from the kitchen ends. Every situation is unique, but keep in mind as a general rule that for each free-hanging part, at least twice as large a part of extra reinforcement must be placed on the kitchen (average calculation factor is 1.7). If the design shows larger spans, a recess is planned in the vicinity of the free-hanging part, or another constructive issue arises, please contact the office staff. When a solution is chosen with the use of a frame, this standard will be visible at the bottom.

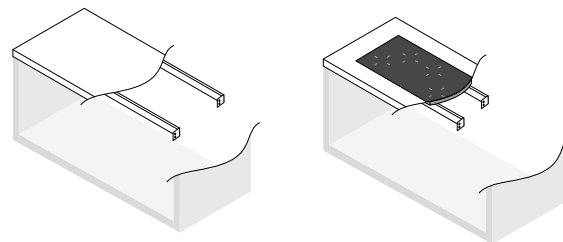


material- thickness (mm)	x = max. (mm):	x = max. (mm):	x = max. (mm):	x = max. (mm):
30 mm	800	200	200	200
40 mm	1200	350	350	300
60 mm	1500	400	350	300
80 mm	1800	450	350	300
100 mm	1800	450	350	300

**PAY ATTENTION:** for 10 mm solid worktops and 20 mm thickened (VF02) these must always be fully supported

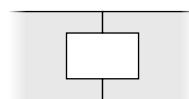
- > to prevent a solid worktop (without an extra glued construction) or thickened worktop from sagging, applying an extra reinforcement is required. For cabinets of 80 cm or larger, we recommend to make use of our support-set.
- > (flush-mounted) hobs with an installation depth of  $\geq 5$  mm and/or a weight  $\geq 20$  kg must be additionally supported from the cabinet in order to be able to install (completely) tension-free. Use our support set for this.

This separate support set can be ordered under article number DIV-STEUN-GR.

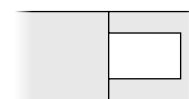


Fork couplings are only possible with a surface-mounted hob and must be worked out/calculated as follows:

Type A.



Type B



2x recess for FORK-A 1x hob recess\* + coupling (max. 2 x 450 mm) + coupling

We recommend type A because of the risk of breakage during transport/assembly, and also when assembling, make sure there is sufficient support under the coupling.

\*Hob cut-out for type B is max. 780 x 490 mm with an min. worktop depth of 600 mm. In case of larger hob cut-outs, no reclamations about breakage are possible.

- > the order should contain: the color, sizes, cut-outs (including type of sink and/or hob. mention diameter only if necessary), front measure in case of cut-outs, depth of cabinets in case of high cabinet connections, type of edge finishing and where this edge finishing is needed and preferably a drawing of the kitchen.
- > measuring the worktop, delivery and installation on the commission address is provided. Please mention this on your order incl. phone number reachable during the day (preferably cell-number) and desired dates.
- > we would like to receive molds at least 4 weeks before delivery. Molds must meet the following requirements: full size and of solid material (wood). Additionally, mention this on your order form.

Always send a plan and an explanation from your order program. If you send both, we will proceed on the basis of the plan. Always check your order confirmation, as this is binding.

## Modifications and cancellations

- › Indicated on the order confirmation.

Modifications and cancellations for worktops in color and kitchen sinks outside of the default collection are not possible (they are ordered specially for you)

## Delivery

- › delivery time is 4-5 weeks. However, this will be longer during holiday periods
- › depending on the dimensions, the worktops are packed in cardboard or wooden crates
- › installation instructions and maintenance advice are included in the leaflet. The warranty conditions can be found on our website.
- › residual material from recesses are never included
- › During delivery of the worktops, provide physically suitable lifting assistance, good storage space and free walking space
- › Delivery at commission address, only upon request (please make own arrangements for transport to cellars and upper floors!)
- › Delivery and installation of exceptionally heavy and/or unmanageable parts of worktops only provided on the basis on subsequent costing

Check your order carefully! Once the consignment note has been signed, reclamations about any damage to the products will no longer be accepted.

## Measurements and installation

- › See chapter "service"

## Maintenance

### Daily maintenance

Wipe your worktop daily with a cloth and a clean soapy water from some detergent. Always rinse thoroughly with lukewarm water and dry your worktop with a clean, dry tea towel or kitchen paper. This will absorb any remaining dirt and any soap and water residues.

### Periodic maintenance

To easily remove dirt and traces of use, you can also use the cleaning spray from the Fenix maintenance set. This product is available in the online shop. Always rinse well with lukewarm water and dry your top with a clean, dry tea towel or kitchen paper.

## Removing specific stains

### **Grease, coffee/tea or red wine** ) (shiny or brown spots

Let the Fenix cleaningspray or a clean soapy water of some detergent work in for a while until the dirt starts to react. Then treat with a melamine sponge. Moisten it slightly and then squeeze it out for sufficient friction. Always rinse thoroughly with lukewarm water and dry your worktop with a clean, dry tea towel or kitchen paper.

### **Lime stains** (dull white or brown spots)

Let the cleaning vinegar work in for a while. Then treat with a melamine sponge. Moisten it slightly and then squeeze it out for sufficient friction. Always rinse thoroughly with lukewarm water and dry your worktop with a clean, dry tea towel or kitchen paper. Make sure that cleaning vinegar does not come into contact with marble or bluestone.

### **Ink, paint or nicotine**

Remove ink, paint, nicotine or felt-tip pen stains with benzine or turpentine. Always rinse thoroughly with lukewarm water and dry your worktop with a clean, dry tea towel or kitchen paper.

## Remove stubborn stains

Use a dry melamine sponge. The friction will remove the dirt. Always rinse thoroughly with lukewarm water and dry your top with a clean, dry dishcloth or kitchen paper. Have the stains or rings been reduced, but not yet completely removed? Then repeat this process. This treatment is not for the daily maintenance of your worktop!

Note: NEVER use hard abrasives such as steel wool, sandpaper or diamonds. They can permanently damage the worktop surface!

### **Small scratches**

Remove superficial scratches with a dry melamine sponge. The friction creates heat. This activates the thermal recovery.

## Tips

- > Never allow liquids to dry. Do not leave fats or foods on the worktop for an unnecessarily long time.
- > NEVER use aggressive cleaning agents such as paint remover, brush, metal or oven cleaners, chlorine, sink unblockers or other chemicals!

## More information!

Would you like more information and cleaning tips or read about special offers from professional cleaners? Then check out [www.dekkerzevenhuizen.com/maintenance](http://www.dekkerzevenhuizen.com/maintenance)

## Fenix NTM maintenance set article number: 290129

This maintenance set contains a cleaning spray, a melamine sponge, a microfibre cloth and cleaning instructions. [www.dekkerzevenhuizen.com/shop](http://www.dekkerzevenhuizen.com/shop)




5

Fenix  
10





Worktop Fenix Angola







Classic				order no.	€ excl. VAT	€ incl. VAT
 <p>10 mm Fenix (under glued) without edge finishing</p>	worktops up to	300mm deep	per m <sup>1</sup>	FE10-1-030	191,00	<b>231,11</b>
	worktops up to	600mm deep	per m <sup>1</sup>	FE10-1-060	326,00	<b>394,46</b>
	worktops up to	650mm deep	per m <sup>1</sup>	FE10-1-065	345,00	<b>417,45</b>
	worktops up to	700mm deep	per m <sup>1</sup>	FE10-1-070	388,00	<b>469,48</b>
	worktops up to	800mm deep	per m <sup>1</sup>	FE10-1-080	453,00	<b>548,13</b>
	worktops up to	900mm deep	per m <sup>1</sup>	FE10-1-090	473,00	<b>572,33</b>
	worktops up to	1000mm deep	per m <sup>1</sup>	FE10-1-100	547,00	<b>661,87</b>
	worktops up to	1100mm deep	per m <sup>1</sup>	FE10-1-110	615,00	<b>744,15</b>
	worktops up to	1200mm deep	per m <sup>1</sup>	FE10-1-120	644,00	<b>779,24</b>
	worktops up to	1350mm deep	per m <sup>1</sup>	FE10-1-135	756,00	<b>914,76</b>
	worktops up to	1500mm deep	per m <sup>1</sup>	FE10-1-150	834,00	<b>1.009,14</b>

5

Fenix  
10

Premium						
 <p>10 mm Fenix (under glued) without edge finishing</p>	worktops up to	300mm deep	per m <sup>1</sup>	FE10-2-030	254,00	<b>307,34</b>
	worktops up to	600mm deep	per m <sup>1</sup>	FE10-2-060	449,00	<b>543,29</b>
	worktops up to	650mm deep	per m <sup>1</sup>	FE10-2-065	480,00	<b>580,80</b>
	worktops up to	700mm deep	per m <sup>1</sup>	FE10-2-070	532,00	<b>643,72</b>
	worktops up to	800mm deep	per m <sup>1</sup>	FE10-2-080	618,00	<b>747,78</b>
	worktops up to	900mm deep	per m <sup>1</sup>	FE10-2-090	658,00	<b>796,18</b>
	worktops up to	1000mm deep	per m <sup>1</sup>	FE10-2-100	754,00	<b>912,34</b>
	worktops up to	1100mm deep	per m <sup>1</sup>	FE10-2-110	843,00	<b>1.020,03</b>
	worktops up to	1200mm deep	per m <sup>1</sup>	FE10-2-120	891,00	<b>1.078,11</b>
	worktops up to	1350mm deep	per m <sup>1</sup>	FE10-2-135	1.034,00	<b>1.251,14</b>
	worktops up to	1500mm deep	per m <sup>1</sup>	FE10-2-150	1.144,00	<b>1.384,24</b>


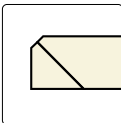






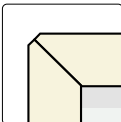


Ultimo						
 <p>10 mm Fenix (under glued) without edge finishing</p>	worktops up to	300mm deep	per m <sup>1</sup>	FE10-3-030	312,00	<b>377,52</b>
	worktops up to	600mm deep	per m <sup>1</sup>	FE10-3-060	569,00	<b>688,49</b>
	worktops up to	650mm deep	per m <sup>1</sup>	FE10-3-065	611,00	<b>739,31</b>
	worktops up to	700mm deep	per m <sup>1</sup>	FE10-3-070	673,00	<b>814,33</b>
	worktops up to	800mm deep	per m <sup>1</sup>	FE10-3-080	775,00	<b>937,75</b>
	worktops up to	900mm deep	per m <sup>1</sup>	FE10-3-090	840,00	<b>1.016,40</b>
	worktops up to	1000mm deep	per m <sup>1</sup>	FE10-3-100	952,00	<b>1.151,92</b>
	worktops up to	1100mm deep	per m <sup>1</sup>	FE10-3-110	1.061,00	<b>1.283,81</b>
	worktops up to	1200mm deep	per m <sup>1</sup>	FE10-3-120	1.132,00	<b>1.369,72</b>
	worktops up to	1250mm wide	per m <sup>1</sup>	FE10-3-125	1.257,00	<b>1.520,97</b>

Corner connections						
Corner connection 1	(angle connection)	     	per unit	FE-HV1	50,00	<b>60,50</b>
Corner connection 2	(mitre coupling)		per unit	FE-HV2	95,00	<b>114,95</b>
Corner connection 3	(angled section with mitre joint)		per unit	FE10-HV3	653,00	<b>790,13</b>
Corner connection 3a	(slanted corner part with angled coupling)		per unit	FE10-HV3A	653,00	<b>790,13</b>
Corner connection 4	(full angle section with mitre joint)		per unit	FE10-HV4	925,00	<b>1.119,25</b>
Corner connection 4a	(full angle section with mitre joint)		per unit	FE10-HV4A	925,00	<b>1.119,25</b>









Complete with assembly kit.






Edge finishing double facet			order no.	€ excl. VAT	€ incl. VAT
		2F	 per m <sup>1</sup>	FE-2F	47,50 <b>57,48</b>

10 mm double facet edge

Mitre edge finish							
		VF01*		per m <sup>1</sup>	FE-VF01	107,00	<b>129,47</b>
		VF02		per m <sup>1</sup>	FE-VF02	89,00	<b>107,69</b>
		VF03		per m <sup>1</sup>	FE-VF03	107,00	<b>129,47</b>
		VF04		per m <sup>1</sup>	FE-VF04	107,00	<b>129,47</b>
		VF06		per m <sup>1</sup>	FE-VF06	119,00	<b>143,99</b>
		VF08		per m <sup>1</sup>	FE-VF08	131,00	<b>158,51</b>
		VF10		per m <sup>1</sup>	FE-VF10	142,00	<b>171,82</b>
		* Not in Bold Black and the colours in premium and ultimo: calculate 2F because of coloured core Other edgings on request. For the finishing of a high closet always calculate the complete side.					

Mitered edge 20 to 100 mm with facet, black core



Cut outs							
Cut-out for built-up hob or built-up sink with a max. depth of 60 cm				per unit	FE-KOOK-OP1	96,00	<b>116,16</b>
Cut-out for built-up sink and built-up hob with a depth larger than 60 cm				per unit	FE-KOOK-OP2	129,00	<b>156,09</b>
Cut out integrated hot plate (send a technical drawing please)				per unit	FE-VIB-UIT-KOOK	219,00	<b>264,99</b>
Cut-out "fork"-joint Type A (calculate 2x), max. size of 20 x 450 mm				per unit	FE-KOOK-OP	64,50	<b>78,05</b>
Tap hole in worktop (mention diameter)				per unit	FE-KRG	31,00	<b>37,51</b>
Tap hole in the kitchen sink (mention diameter)				per unit	FE-KRG035	24,50	<b>29,65</b>
Cut out for surface-mounted powerport / socket (Ø 70-120 mm)				per unit	FE-KPL-ROND	96,00	<b>116,16</b>
Cut out integrated powerport / control panel Selsiuz / Gessi / Osiris (max. 200 x 200 mm)				per unit	FE-UITVKKL	168,00	<b>203,28</b>



Extra works							
Oblique side (with edge trim from 50 x 50 mm)				per unit	FE-S	79,00	<b>95,59</b>
Rounded corner up to radius 300 mm, without edge finishing*				per unit	FE-R30	180,00	<b>217,80</b>
Rounded corner from radius 300 mm, without edge finishing*				per unit	FE-R31	332,00	<b>401,72</b>
* finishing only possible with 10 mm solid tops							
Double cut-out (two sides), without edge finishing				per unit	FE-KOL-A	90,00	<b>108,90</b>
Triple cut-out (three sides), without edge finishing				per unit	FE-KOL3-A	117,00	<b>141,57</b>
Double- or triple cut-outs are always finished with an inner radius of 5 mm. Always calculate the extra works and edging finishings separately!							
Undergleumt for dishwasher (600 x 600 mm, at 212 euros/m <sup>2</sup> )				per unit	FE-ONDZ-VW	76,32	<b>92,35</b>
Full underglue (where no additional reinforcement is required)				per m <sup>2</sup>	FE-ONDZ-MAS	212,00	<b>256,52</b>
Extra reinforcement due to free-hanging parts from 30 mm worktop thickness (VF03), see product information				per m <sup>2</sup>	FE-ONDZ-VERST	362,00	<b>438,02</b>






Classic 10 mm thick (without edge finish)			order no.	€ excl. VAT	€ incl. VAT
Wall panels up to	50 mm high	per m <sup>1</sup>	FENAW-1-005	29,00	<b>35,09</b>
Wall panels up to	100 mm high	per m <sup>1</sup>	FENAW-1-010	55,00	<b>66,55</b>
Wall panels up to	200 mm high	per m <sup>1</sup>	FENAW-1-020	123,00	<b>148,83</b>
Wall panels up to	300 mm high	per m <sup>1</sup>	FENAW-1-030	191,00	<b>231,11</b>
Wall panels up to	400 mm high	per m <sup>1</sup>	FENAW-1-040	231,00	<b>279,51</b>
Wall panels up to	500 mm high	per m <sup>1</sup>	FENAW-1-050	274,00	<b>331,54</b>
Wall panels up to	600 mm high	per m <sup>1</sup>	FENAW-1-060	326,00	<b>394,46</b>
Wall panels up to	700 mm high	per m <sup>1</sup>	FENAW-1-070	388,00	<b>469,48</b>
Wall panels up to	800 mm high	per m <sup>1</sup>	FENAW-1-080	453,00	<b>548,13</b>
Wall panels up to	900 mm high	per m <sup>1</sup>	FENAW-1-090	473,00	<b>572,33</b>
Wall panels up to	1000 mm high	per m <sup>1</sup>	FENAW-1-100	547,00	<b>661,87</b>
Wall panels up to	1100 mm high	per m <sup>1</sup>	FENAW-1-110	615,00	<b>744,15</b>
Wall panels up to	1200 mm high	per m <sup>1</sup>	FENAW-1-120	644,00	<b>779,24</b>
Wall panels up to	1350 mm high	per m <sup>1</sup>	FENAW-1-135	756,00	<b>914,76</b>
Wall panels up to	1500 mm high	per m <sup>1</sup>	FENAW-1-150	834,00	<b>1.009,14</b>
Premium 10 mm thick (without edge finish)					
Wall panels up to	50 mm high	per m <sup>1</sup>	FENAW-2-005	44,00	<b>53,24</b>
Wall panels up to	100 mm high	per m <sup>1</sup>	FENAW-2-010	74,00	<b>89,54</b>
Wall panels up to	200 mm high	per m <sup>1</sup>	FENAW-2-020	179,00	<b>216,59</b>
Wall panels up to	300 mm high	per m <sup>1</sup>	FENAW-2-030	254,00	<b>307,34</b>
Wall panels up to	400 mm high	per m <sup>1</sup>	FENAW-2-040	316,00	<b>382,36</b>
Wall panels up to	500 mm high	per m <sup>1</sup>	FENAW-2-050	391,00	<b>473,11</b>
Wall panels up to	600 mm high	per m <sup>1</sup>	FENAW-2-060	449,00	<b>543,29</b>
Wall panels up to	700 mm high	per m <sup>1</sup>	FENAW-2-070	532,00	<b>643,72</b>
Wall panels up to	800 mm high	per m <sup>1</sup>	FENAW-2-080	618,00	<b>747,78</b>
Wall panels up to	900 mm high	per m <sup>1</sup>	FENAW-2-090	658,00	<b>796,18</b>
Wall panels up to	1000 mm high	per m <sup>1</sup>	FENAW-2-100	754,00	<b>912,34</b>
Wall panels up to	1100 mm high	per m <sup>1</sup>	FENAW-2-110	843,00	<b>1.020,03</b>
Wall panels up to	1200 mm high	per m <sup>1</sup>	FENAW-2-120	891,00	<b>1.078,11</b>
Wall panels up to	1350 mm high	per m <sup>1</sup>	FENAW-2-135	1.034,00	<b>1.251,14</b>
Wall panels up to	1500 mm high	per m <sup>1</sup>	FENAW-2-150	1.144,00	<b>1.384,24</b>
Ultimo 10 mm thick (without edge finish)					
Wall panels up to	50 mm high	per m <sup>1</sup>	FENAW-3-005	53,00	<b>64,13</b>
Wall panels up to	100 mm high	per m <sup>1</sup>	FENAW-3-010	97,00	<b>117,37</b>
Wall panels up to	200 mm high	per m <sup>1</sup>	FENAW-3-020	209,00	<b>252,89</b>
Wall panels up to	300 mm high	per m <sup>1</sup>	FENAW-3-030	312,00	<b>377,52</b>
Wall panels up to	400 mm high	per m <sup>1</sup>	FENAW-3-040	377,00	<b>456,17</b>
Wall panels up to	500 mm high	per m <sup>1</sup>	FENAW-3-050	446,00	<b>539,66</b>
Wall panels up to	600 mm high	per m <sup>1</sup>	FENAW-3-060	569,00	<b>688,49</b>
Wall panels up to	700 mm high	per m <sup>1</sup>	FENAW-3-070	673,00	<b>814,33</b>
Wall panels up to	800 mm high	per m <sup>1</sup>	FENAW-3-080	775,00	<b>937,75</b>
Wall panels up to	900 mm high	per m <sup>1</sup>	FENAW-3-090	840,00	<b>1.016,40</b>
Wall panels up to	1000 mm high	per m <sup>1</sup>	FENAW-3-100	952,00	<b>1.151,92</b>
Wall panels up to	1100 mm high	per m <sup>1</sup>	FENAW-3-110	1.061,00	<b>1.283,81</b>
Wall panels up to	1200 mm high	per m <sup>1</sup>	FENAW-3-120	1.132,00	<b>1.369,72</b>
Wall panels up to	1250 mm high	per m <sup>1</sup>	FENAW-3-125	1.257,00	<b>1.520,97</b>

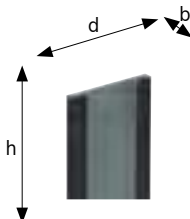
Calculate per part: round up to 100 mm, minimum 600 mm.

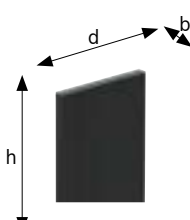


Finish			order no.	€ excl. VAT	€ incl. VAT
Polishing visible side - single facet (1F)		per m <sup>1</sup>	FENAW-1F	30,00	<b>36,30</b>
Polishing visible side - double facet (2F)		per m <sup>1</sup>	FENAW-2F	48,00	<b>58,08</b>
sawing the side of the worktop in mitre (45 degrees)		per m <sup>1</sup>	FENAW-U45	76,00	<b>91,96</b>

Cut-outs					
Wall sockets cut-outs (70 mm round)		per unit	FENAW-WCD	62,00	<b>75,02</b>
Other cut-outs (smaller than 490 x 450 mm)		per unit	FENAW-KPL-ROND	96,00	<b>116,16</b>

Extra works					
Oblique side (with edge trim from 50 x 50 mm)		per unit	FENAW-S	79,00	<b>95,59</b>
Rounded corner up to radius 300 mm, without edge finishing		per unit	FENAW-R30	180,00	<b>217,80</b>
Rounded corner from radius 300 mm, without edge finishing		per unit	FENAW-R31	332,00	<b>401,72</b>
Double cut-out (two sides), without edge finishing		per unit	FENAW-KOL-A	90,00	<b>108,90</b>
Triple cut-out (three sides), without edge finishing		per unit	FENAW-KOL3-A	117,00	<b>141,57</b>
Double- or triple cut-outs are always finished with an inner radius of 5 mm. Always calculate the extra works and edging finishings separately!					


Side panel type A semi freestanding						
	Side panels up to	300mm deep	per m <sup>1</sup>	FESTOL-A-030	442,00	<b>534,82</b>
	Side panels up to	650mm deep	per m <sup>1</sup>	FESTOL-A-065	812,00	<b>982,52</b>
	Side panels up to	900 mm deep	per m <sup>1</sup>	FESTOL-A-090	1.110,00	<b>1.343,10</b>
	Side panels up to	1200 mm deep	per m <sup>1</sup>	FESTOL-A-120	1.407,00	<b>1.702,47</b>
	Side panels up to	1500mm deep	per m <sup>1</sup>	FESTOL-A-150	1.709,00	<b>2.067,89</b>
	Side panel width, 30 to 100 mm					

Side panel type B freestanding						
	Side panels up to	300mm deep	per m <sup>1</sup>	FESTOL-B-030	740,00	<b>895,40</b>
	Side panels up to	650mm deep	per m <sup>1</sup>	FESTOL-B-065	1.145,00	<b>1.385,45</b>
	Side panels up to	900 mm deep	per m <sup>1</sup>	FESTOL-B-090	1.478,00	<b>1.788,38</b>
	Side panels up to	1200 mm deep	per m <sup>1</sup>	FESTOL-B-120	1.849,00	<b>2.237,29</b>
	Side panels up to	1500mm deep	per m <sup>1</sup>	FESTOL-B-150	2.153,00	<b>2.605,13</b>
	Side panel width, 30 to 100 mm					

- > The front- and backside are standard finished. So waterstop can be used in combination with base cabinets - both free standing or against de wall.
- > The visible components on the cabinet side, such as by the plinth and door are finished in Fenix. finished in Fenix.
- > The non-visible parts of type A on the cabinet side are finished in wood so the side panels can be easily installed with screws to the cabinet.
- > Type A is on the backside finished with 140 mm converted.
- > The tolerances in measurement between worktop, cabinet and side

- panel are very critical. For this reason, we recommend 2 mm overhang per visible side of the worktop relative to the side panel.
- > To guarantee a good connection between the worktop and these panel we advise you indicate on which side the side panel will be installed.
- > Side panels that serve as support for tables without lower cabinets are on request.
- > Calculate this per part: round off to the nearest 100 mm (above), minimum is 600 mm.

5

Fenix  
10

Fenix sink 50 x 40 Ghost White

### Product information

This matte, FENIX INTEGRATED SOLUTIONS synthetic sink is made of quartz, nanotechparticles and six innovative types of acrylic. This makes this sink very shock- and wear-resistant as well as UV-, heat- and stain-resistant.

Combination with a boiling water tap is not possible. Be careful with boiling hot oil and pans that come directly from the fire. These can damage the sink.

The Fenix sinks on the right are available from stock. Other colors have a delivery time of 6 weeks.

#### Important:











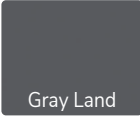
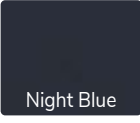


- > only available in combination with a Fenix 10 worktop (not possible in Fenix 09)
- > slight colour difference between sink and worktop possible
- > flush-mounted is not possible

















### Maintenance advice

- > For daily maintenance you only need a warm soapy water from some detergent and a sponge or microfibre cloth. To prevent lime stains, it is advisable to dry the sink with, for example, a tea towel.
- > For stubborn stains, apply diluted bleach to a cloth and use it to remove the stain. Rinse thoroughly with lukewarm water and dry the sink thoroughly.
- > Lime stains can be removed with cleaning vinegar. Rinse thoroughly with lukewarm water and dry the sink thoroughly.











#### Important:

- > Acids and aggressive substances corrode the sink and can cause stains or small holes in the sink. Examples are sink unblocking agents, silver polish, dental cleaner, S39 and sweet and sour solutions.
- > Boiling hot oil and a pan that comes directly from the fire can damage the sink.
- > Not possible in combination with a boiling water tap

Fenix sink 50 x 40 Bold Black		Version	order no.	€ excl. VAT	€ incl. VAT
	Dimension (ext.):	539-439-217 mm	semi-undermount	FE-SON-5040-BOB	1.440,00
	Dimension (ins.):	500-400-200 mm	Undermount	FE-OND-5040-BOB	1.440,00
	Front size:	90 mm			
	Min. cabinet width:	600 mm			
Complete with stainless steel powerplug, overflow and siphon.					
<b>Important:</b>					
> price includes recess and mounting					
> not suitable in combination with boiling water (tap)					
> installation of the supplied support set (not included in the price) is mandatory					
					
Fenix sink 50 x 40 Ghost White					
	Dimension (ext.):	539-439-217 mm	semi-undermount	FE-SON-5040-GOW	1.440,00
	Dimension (ins.):	500-400-200 mm	Undermount	FE-OND-5040-GOW	1.440,00
	Front size:	90 mm			
	Min. cabinet width:	600 mm			
Complete with stainless steel powerplug, overflow and siphon.					
<b>Important:</b>					
> price includes recess and mounting					
> not suitable in combination with boiling water (tap)					
> installation of the supplied support set (not included in the price) is mandatory					
					
Fenix sink 50 x 40 Cast Iron					
	Dimension (ext.):	539-439-217 mm	semi-undermount	FE-SON-5040-CAI	1.440,00
	Dimension (ins.):	500-400-200 mm	Undermount	FE-OND-5040-CAI	1.440,00
	Front size:	90 mm			
	Min. cabinet width:	600 mm			
Complete with stainless steel powerplug, overflow and siphon.					
<b>Important:</b>					
> price includes recess and mounting					
> not suitable in combination with boiling water (tap)					
> installation of the supplied support set (not included in the price) is mandatory					
					
Fenix sink 50 x 40 other colors					
		Dimension (ext.):	539-439-217 mm	semi-undermount	FE-SON-5040-xxx
		Dimension (ins.):	500-400-200 mm	Undermount	FE-OND-5040-xxx
		Front size:	90 mm		
		Min. cabinet width:	600 mm		
		Complete with stainless steel powerplug, overflow and siphon.			
		<b>Attention:</b>			
		> price includes recess and mounting			
		> delivery time is approx. 6 weeks			
		> not suitable in combination with boiling water (tap)			
		> installation of the supplied support set (not included in the price) is mandatory			
					
					

Classic		colour sample	full panel
Colour:	<b>Beige Arizona</b>		
Thickness:	0.9 mm		
Max. dimensions:	4000 1200		
Colour:	<b>Bold Black</b>		
Thickness:	0.9 mm		
Max. dimensions:	4000 1200		
Colour:	<b>Brown Sugar</b>		
Thickness:	0.9 mm		
Max. dimensions:	4000 1200		
Colour:	<b>Cast Iron</b>		
Thickness:	0.9 mm		
Max. dimensions:	4000 1200		
Colour:	<b>Castoro Ottawa</b>		
Thickness:	0.9 mm		
Max. dimensions:	4000 1200		
Colour:	<b>Forest Green</b>		
Thickness:	0.9 mm		
Max. dimensions:	4000 1200		
Colour:	<b>Ghost White</b>		
Thickness:	0.9 mm		
Max. dimensions:	4000 1200		
Colour:	<b>Gray Land</b>		
Thickness:	0.9 mm		
Max. dimensions:	4000 1200		

Although the pictures in this chapter give you a good impression of our colours, there might be slightly differences in reality. Therefore, we recommend to always consult your samples.

Classic	colour sample	full panel
Colour: <b>Heavy Metal</b> Thickness: 0.9 mm Max. dimensions: 4000 1200		
Colour: <b>Ice Cream</b> Thickness: 0.9 mm Max. dimensions: 4000 1200		
Colour: <b>Night Blue</b> Thickness: 0.9 mm Max. dimensions: 4000 1200		
Colour: <b>Pure Brown</b> Thickness: 0.9 mm Max. dimensions: 4000 1200		
Colour: <b>Soft Steel</b> Thickness: 0.9 mm Max. dimensions: 4000 1200		

5

Fenix  
0.9

Although the pictures in this chapter give you a good impression of our colours, there might be slightly differences in reality. Therefore, we recommend to always consult your samples.

Color:	thickness	maximum size
Classic		
Beige Arizona (0748)	0.9 mm	4000 x 1200 mm
Bold Black (0720)	0.9 mm	4000 x 1200 mm
Brown Sugar (2629)	0.9 mm	4000 x 1200 mm
Cast Iron (0718)	0.9 mm	4000 x 1200 mm
Castoro Ottawa (0717)	0.9 mm	4000 x 1200 mm
Forest Green (0750)	0.9 mm	4000 x 1200 mm
Ghost White (0029)	0.9 mm	4000 x 1200 mm
Gray Land (0724)	0.9 mm	4000 x 1200 mm
Heavy Metal (2630)	0.9 mm	4000 x 1200 mm
Ice Cream (0030)	0.9 mm	4000 x 1200 mm
Night Blue (0754)	0.9 mm	4000 x 1200 mm
Pure Brown (0749)	0.9 mm	4000 x 1200 mm
Soft Steel (2638)	0.9 mm	4000 x 1200 mm

## Material

### Composition

#### Surface

0.9 mm hpl (high pressure laminate): is made of several resin impregnated layers, which are compressed under high pressure. The top layer is the decor paper, which is provided with a nanotech-layer on the top. This ensures that the surface feels silky and has unique properties.



#### Core material

glued to Greengridz or Plywood.

### Product description

(Max.) dimensions: 4000 x 1200 mm

thickness: depending on the base material

Weight: Greengridz 38 mm: 8 kg/m<sup>2</sup>  
plywood 38 mm: 18 kg/m<sup>2</sup>

applications: customized worktops, wall panels, side panels and windowsills

## Properties

### Advantages

- > special nanotech-coating
- > soft touch
- > self-healing capacity
- > antibacterial properties
- > ultra matt surface
- > fingerprint proof
- > not static
- > large format so almost unlimited possibilities in terms of model
- > large size, which means less joints in longitudinal direction
- > waterproof (with plywood and Greengridz)
- > very stable due to double-sided lamination (Greengridz)
- > FSC-certified
- > relatively small ecological footprint (Greengridz)
- > less CO<sup>2</sup> emissions (Greengridz)
- > CARB2 quality mark (Greengridz)
- > light weight (Greengridz)
- > biodegradable and 100% recyclable (Greengridz)

### Points of attention

- > Use chopping boards and table mats (scratches, burned spots, cracks because of thermal shocks cannot be repaired)!
- > Worktops in dark colours are not more scratch-sensitive than other colours. However, the scratches are sooner visible (scratches are not covered by the

warranty).

- > Only use Fenix0.9-wallpanels behind hobs in combination with a BP-Saver
- > Due to the deeper surface texture, cleaning requires an intensive and regular approach
- > for warranty and general terms and conditions see: [www.dekkerzevenhuizen.com/customerportal](http://www.dekkerzevenhuizen.com/customerportal).

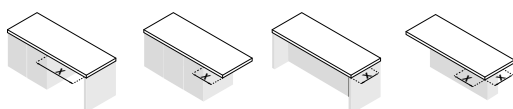
## Order

- > when calculating lengths, round up to 100 mm (min. 600 mm)
- > (Standard) dimensional tolerance 2 mm (length, depth, height)
- > minimum blade length for two (or more) parts is 110 mm (due to the coupling)
- > minimum height at rear walls is 100 mm
- > Always calculate extra works and edge finishings separately
- > in case of thickened edgings, all cut-outs sizes should be mentioned in order to adjust the thickened edge.
- > in the event of repeat or redelivery, there is a chance of color differences between the parts. This is no reason for reclamation
- > in case of a built-up sink, only the cut-out is made; the sink will not be installed. However, flush-mounted sinks and undermount sinks are always installed, due to the right fit and waterproof seal
- > we do strongly advise against (semi-) undermount sinks that are not installed by the factory, because of the fact that even a plywood worktop would be irreparably damaged by the long-term impact of moisture at the edge finishing. This is inherent to the material and no reason for complaint.
- > In the case of stand alone gas appliances, the burners should be placed at least at the same height as the top of the top. This is to prevent (fire) damage to the worktop and/or loosening of the edge finish.
- > in case of a patterned or contrasting surface of corner worktops and wallpanels, colour differences may occur at the (connection) joint, or due to the incidence of light and/or direction of the pattern (inevitable).
- > the order should contain the colour number, dimensions, all cut outs (including type of sink and/or hob, plus if necessary the diameter), front measure in case of cut outs, body measure in case of high cabinet connections, space and type of edge finishing (when the position of the dishwasher is mentioned, an assembly strip will be provided) and preferably a drawing of the kitchen.
- > measuring the worktop, delivery and installation on



the commission address is provided. Please mention this on your order incl. phone number reachable during the day (preferably cell-number) and desired dates.

- > we would like to receive molds at least 4 weeks before delivery. Molds must meet the following requirements: full size and of solid material (wood). Additionally, mention this on your order form.
- > For free-hanging parts and tops with a span, observe the maximum dimensions below (up to 3 mm sag is within the tolerance). If the distances are greater, additional support (by means of a bar support/table leg, (side panels) wall or L-profile) is necessary.



Material thickness (mm)	x = max. (mm):	x = max. (mm):	x = max. (mm):	x = max. (mm):
Greengridz 25 / 32 / 38	800 / 1400 / 1500	300 / 500 / 500	300 / 500 / 500	200 / 400 / 400
Greengridz 50 / 60 / 80	1600 / 1800 / 1900	500 / 600 / 700	500 / 600 / 700	400 / 500 / 600
Plywood 25 / 32 / 38	1200 / 1300	400 / 400	400 / 400	300 / 300
Plywood 50 up to 100	1200	400	400	300

Always send a drawing and an explanation from your order program. If you send both, we will proceed on the basis of the plan. Always check your order confirmation, as this is binding.

#### Core material

- > **FXGP:** lightweight waterproof sheet material (Greengridz) suitable for flush-mounting of sinks;
- > **FXRM:** waterproof glued plywood, suitable for flush-mounted or semi-undermount sinks

#### Edge finishings

- > **Plastic edge finishing ABS:** 2 mm facet; also available in 50 up to 98 mm high (worktop all-around thickened)
- > **Aluminum edging ALF:** 3 mm facet; 38 mm standard; also available in 62 mm high (worktop thickened all around)

#### Other versions

- > **FXNAW:** 8 mdf material for wallpanels; front side finished with Fenix 0.9, backside with moisture-

resistant kraft paper

- > **FXGP-STOL 25 through FXGP-STOL 98:** Greengridz side panel, for mounting on the side of the kitchen in such a way that the top is (min.) 2 mm over it; finished on three sides as standard, with Fenix 0.9, finishing other sides at extra cost; colours outside the collection are not possible.
- > **FXSTOL 25 through FXSTOL 39:** paneling wall made of lightweight blocks of waterproof glued plywood; for mounting on the side of the kitchen in such a way that the top is (min.) 2 mm over it; finished on three sides with Fenix 0.9 as standard, finishing other sides at extra cost.

#### Modifications and cancellations

- > Indicated on the order confirmation.

Modifications and cancellations for worktops in color and kitchen sinks outside of the default collection are not possible (they are ordered specially for you)

#### Delivery

- > delivery time 4 weeks (longer during holiday periods)
- > packaging crates for extra protection necessary for:
  - Top with sink: wider than 600 mm and longer than 4000 mm
  - Top without sink: wider than 900 mm and longer than 4000 mm
 surcharge is 218.00 gross excl. VAT per order
- > installation instructions and maintenance advice are included in the form of card. The warranty conditions can be found on our website.
- > Attention: to avoid a broken worktop at delivery, it may occur that a part of the cut-out is still in the worktop. We will do this for worktops with a large cut-out or a certain length. Please take this into account, especially when the consumer installs the worktop themselves.

Check your order carefully! Once the consignment note has been signed, reclamations about any damage to the products will no longer be accepted.

#### Measurements and installation

- > Please see chapter "Services" or according to the leaflet

#### Maintenance

##### Daily maintenance

Wipe your worktop daily with a cloth and a clean soapy water from some detergent. Always rinse thoroughly

with lukewarm water and dry your worktop with a clean, dry tea towel or kitchen paper. This will absorb any remaining dirt and any soap and water residues.

### Periodic maintenance

To easily remove dirt and traces of use, you can also use the cleaning spray from the Fenix maintenance set. This product is available in the online shop. Always rinse well with lukewarm water and dry your top with a clean, dry tea towel or kitchen paper.

5

### Removing specific stains

**Grease, coffee/tea or red wine** (shiny or brown spots)  
Let the Fenix cleaningspray or a clean soapy water of some detergent work in for a while until the dirt starts to react. Then treat with a melamine sponge. Moisten it slightly and then squeeze it out for sufficient friction. Always rinse thoroughly with lukewarm water and dry your worktop with a clean, dry tea towel or kitchen paper.

### Lime stains (dull white or brown spots)

Let the cleaning vinegar work in for a while. Then treat with a melamine sponge. Moisten it slightly and then squeeze it out for sufficient friction. Always rinse thoroughly with lukewarm water and dry your worktop with a clean, dry tea towel or kitchen paper. Make sure that cleaning vinegar does not come into contact with marble or bluestone.

### Ink, paint or nicotine

Remove withdrawn ink, paint, nicotine or felt-tip pen stains with white spirit or turpentine and the melamine sponge. Always rinse well with lukewarm water and dry your worktop with a clean, dry tea towel or kitchen paper.

### Remove stubborn stains

Use a dry melamine sponge. The friction will remove the dirt. Always rinse thoroughly with lukewarm water and dry your top with a clean, dry dishcloth or kitchen paper. Have the stains or rings been reduced, but not yet completely removed? Then repeat this process. This treatment is not for the daily maintenance of your worktop!

Note: NEVER use hard abrasives such as steel wool,

sandpaper or diamonds. They can permanently damage the worktop surface!

### Small scratches

Remove superficial scratches with a dry melamine sponge. The friction creates heat. This activates the thermal recovery.

### Tips

- > Never allow liquids to dry. Do not leave fats or foods on the worktop for an unnecessarily long time.
- > NEVER use aggressive cleaning agents such as paint remover, brush, metal or oven cleaners, chlorine, sink unblockers or other chemicals!

### More information!

Would you like more information and cleaning tips or read about special offers from professional cleaners? Then check out [www.dekkerzevenhuizen.com/maintenance](http://www.dekkerzevenhuizen.com/maintenance)

#### Fenix NTM maintenance set article number: 290129

This maintenance set contains a cleaning spray, a melamine sponge, a microfibre cloth and cleaning instructions. [www.dekkerzevenhuizen.com/shop](http://www.dekkerzevenhuizen.com/shop)





### FXGPR 25



24 mm Greengridz  
without edge trim

worktops up to	250 mm deep	per m <sup>1</sup>	FXGPR25-025	175,00	<b>211,75</b>
worktops up to	600mm deep	per m <sup>1</sup>	FXGPR25-060	221,00	<b>267,41</b>
worktops up to	650mm deep	per m <sup>1</sup>	FXGPR25-065	264,00	<b>319,44</b>
worktops up to	750 mm deep	per m <sup>1</sup>	FXGPR25-075	309,00	<b>373,89</b>
worktops up to	900mm deep	per m <sup>1</sup>	FXGPR25-090	330,00	<b>399,30</b>
worktops up to	1200mm deep	per m <sup>1</sup>	FXGPR25-120	421,00	<b>509,41</b>

### FXGPR 32



32 mm Greengridz  
without edge trim

worktops up to	250 mm deep	per m <sup>1</sup>	FXGPR32-025	180,00	<b>217,80</b>
worktops up to	600mm deep	per m <sup>1</sup>	FXGPR32-060	222,00	<b>268,62</b>
worktops up to	650mm deep	per m <sup>1</sup>	FXGPR32-065	265,00	<b>320,65</b>
worktops up to	750 mm deep	per m <sup>1</sup>	FXGPR32-075	319,00	<b>385,99</b>
worktops up to	900mm deep	per m <sup>1</sup>	FXGPR32-090	334,00	<b>404,14</b>
worktops up to	1200mm deep	per m <sup>1</sup>	FXGPR32-120	428,00	<b>517,88</b>

### FXGPR 38



38 mm Greengridz  
without edge trim

worktops up to	250 mm deep	per m <sup>1</sup>	FXGPR38-025	209,00	<b>252,89</b>
worktops up to	600mm deep	per m <sup>1</sup>	FXGPR38-060	266,00	<b>321,86</b>
worktops up to	650mm deep	per m <sup>1</sup>	FXGPR38-065	300,00	<b>363,00</b>
worktops up to	750 mm deep	per m <sup>1</sup>	FXGPR38-075	373,00	<b>451,33</b>
worktops up to	900mm deep	per m <sup>1</sup>	FXGPR38-090	382,00	<b>462,22</b>
worktops up to	1200mm deep	per m <sup>1</sup>	FXGPR38-120	510,00	<b>617,10</b>

### FXGPR 50



50 mm Greengridz  
without edge trim


worktops up to	250 mm deep	per m <sup>1</sup>	FXGPR50-025	209,00	<b>252,89</b>
worktops up to	600mm deep	per m <sup>1</sup>	FXGPR50-060	266,00	<b>321,86</b>
worktops up to	650mm deep	per m <sup>1</sup>	FXGPR50-065	300,00	<b>363,00</b>
worktops up to	750 mm deep	per m <sup>1</sup>	FXGPR50-075	373,00	<b>451,33</b>
worktops up to	900mm deep	per m <sup>1</sup>	FXGPR50-090	382,00	<b>462,22</b>
worktops up to	1200mm deep	per m <sup>1</sup>	FXGPR50-120	510,00	<b>617,10</b>

### FXGPR 60









60 mm Greengridz  
without edge trim









worktops up to	250 mm deep	per m <sup>1</sup>	FXGPR60-025	209,00	<b>252,89</b>
worktops up to	600mm deep	per m <sup>1</sup>	FXGPR60-060	266,00	<b>321,86</b>
worktops up to	650mm deep	per m <sup>1</sup>	FXGPR60-065	300,00	<b>363,00</b>
worktops up to	750 mm deep	per m <sup>1</sup>	FXGPR60-075	373,00	<b>451,33</b>
worktops up to	900mm deep	per m <sup>1</sup>	FXGPR60-090	382,00	<b>462,22</b>
worktops up to	1200mm deep	per m <sup>1</sup>	FXGPR60-120	510,00	<b>617,10</b>

FXGPR 80				order no.	€ excl. VAT	€ incl. VAT
	worktops up to	250 mm deep	per m <sup>1</sup>	FXGPR80-025	209,00	<b>252,89</b>
	worktops up to	600mm deep	per m <sup>1</sup>	FXGPR80-060	266,00	<b>321,86</b>
	worktops up to	650mm deep	per m <sup>1</sup>	FXGPR80-065	300,00	<b>363,00</b>
	worktops up to	750 mm deep	per m <sup>1</sup>	FXGPR80-075	373,00	<b>451,33</b>
	worktops up to	900mm deep	per m <sup>1</sup>	FXGPR80-090	382,00	<b>462,22</b>
	worktops up to	1200mm deep	per m <sup>1</sup>	FXGPR80-120	510,00	<b>617,10</b>


77mm Greengridz  
without edge trim

Corner connections						
Corner connection 1	(angle connection)		per unit	FXGPRxx-HV1	66,00	<b>79,86</b>
Corner connection 2	(mitre coupling)		per unit	FXGPRxx-HV2	86,00	<b>104,06</b>
Corner connection 3	(angled section with mitre joint)		per unit	FXGPRxx-HV3	511,00	<b>618,31</b>
Corner connection 3a	(slanted corner part with angled coupling)		per unit	FXGPRxx-HV3A	570,00	<b>689,70</b>
Corner connection 4	(full angle section with mitre joint)		per unit	FXGPRxx-HV4	792,00	<b>958,32</b>
Corner connection 4a	(full angle section with mitre joint)		per unit	FXGPRxx-HV4A	805,00	<b>974,05</b>

Complete with assembly kit.

Edge finish ABS/PP				order no.	€ excl. VAT	€ incl. VAT
		ABS/PP 25 mm		per m <sup>1</sup> FXGPR25-ABS	53,00	<b>64,13</b>
		ABS/PP 32 mm		per m <sup>1</sup> FXGPR32-ABS	53,00	<b>64,13</b>
		ABS/PP 38 mm		per m <sup>1</sup> FXGPR38-ABS	53,00	<b>64,13</b>
		ABS/PP 50 mm		per m <sup>1</sup> FXGPR50-ABS	102,00	<b>123,42</b>
		ABS/PP 60 mm		per m <sup>1</sup> FXGPR60-ABS	118,00	<b>142,78</b>
		ABS/PP 80 mm		per m <sup>1</sup> FXGPR80-ABS	153,00	<b>185,13</b>

2 mm ABS/PP edge 25 to 38 mm high including facet



2 mm ABS/PP-edge finishing 50 to 80 mm high including facet

5

Fenix  
0.9












Edge finishing Aluminum						
		ALF 38 mm		per m <sup>1</sup> FXGPR38-ALF	72,00	<b>87,12</b>

3 mm aluminum edge finishing 38 mm high including facet




Worktop Fenix Gray Land




Different versions			order no.	€ excl. VAT	€ incl. VAT
Bottom side in the same color of the worktop	(min. 0,2 m²)	per m²	FXGPRxx-A-ONDK	178,00	<b>215,38</b>
Wooden packaging for worktops (for the criteria, see product information)	(surcharge per setup)	per unit	KRAT-HPL-ST	218,00	<b>263,78</b>
Finishes					
Seperate edge strip (FX) to use for the sides up to a height of 38 mm		per m¹	FXGPRxx-FX-LOS	8,50	<b>10,29</b>
Seperate edge strip (FX) for front side 50 to 80 mm		per m¹	FXGPRxx-FXO-LOS	26,50	<b>32,07</b>
Cut outs					
Cut-out for built-on hob or built-on sink		per unit	FXGPRxx-KPL	29,50	<b>35,70</b>
Tap hole in worktop (mention diameter)		per unit	FXGPRxx-KRG	15,50	<b>18,76</b>
Tap hole in the kitchen sink (mention diameter)		per unit	FXGPRxx-KRG035	24,50	<b>29,65</b>
Extra works					
Oblique side (with edge trim from 50 x 50 mm)		per unit	FXGPRxx-S	79,00	<b>95,59</b>
Rounded corner up to 38 mm high (radius min. 50 mm)		per unit	FXGPRxx-R-ABS	99,00	<b>119,79</b>
Rounded corner 50 to 80 mm high (radius min. 70 mm)		per unit	FXGPRxx-R-ABSx	124,00	<b>150,04</b>
Inner rounding up to 38 mm high (radius min. 70 mm)*		per unit	FXGPRxx-BR-ABS	124,00	<b>150,04</b>
Inner rounding 50 up to 80 mm high (radius min. 100 mm)*		per unit	FXGPRxx-BR-ABSx	135,00	<b>163,35</b>
Double- or triple cut-out without edge finishing		per unit	FXGPRxx-KOLOM	51,00	<b>61,71</b>
Corner cut out with edging finishing (two sides)		per unit	FXGPRxx-KOL-A	84,00	<b>101,64</b>
Column cut out with edging finishing (three sides)		per unit	FXGPRxx-KOL3-A	103,00	<b>124,63</b>


Always calculate the edge finishing on a machining separately!

FXRM 25				order no.	€ excl. VAT	€ incl. VAT
	worktops up to	250 mm deep	per m <sup>1</sup>	FXRM25-025	189,00	<b>228,69</b>
	worktops up to	600mm deep	per m <sup>1</sup>	FXRM25-060	247,00	<b>298,87</b>
	worktops up to	650mm deep	per m <sup>1</sup>	FXRM25-065	284,00	<b>343,64</b>
	worktops up to	750 mm deep	per m <sup>1</sup>	FXRM25-075	341,00	<b>412,61</b>
	worktops up to	900mm deep	per m <sup>1</sup>	FXRM25-090	355,00	<b>429,55</b>
	worktops up to	1200mm deep	per m <sup>1</sup>	FXRM25-120	466,00	<b>563,86</b>


25 mm plywood without edge finishing

FXRM 32						
	worktops up to	250 mm deep	per m <sup>1</sup>	FXRM32-025	205,00	<b>248,05</b>
	worktops up to	600mm deep	per m <sup>1</sup>	FXRM32-060	253,00	<b>306,13</b>
	worktops up to	650mm deep	per m <sup>1</sup>	FXRM32-065	299,00	<b>361,79</b>
	worktops up to	750 mm deep	per m <sup>1</sup>	FXRM32-075	363,00	<b>439,23</b>
	worktops up to	900mm deep	per m <sup>1</sup>	FXRM32-090	379,00	<b>458,59</b>
	worktops up to	1200mm deep	per m <sup>1</sup>	FXRM32-120	486,00	<b>588,06</b>







32 mm plywood without edge finishing

FXRM 38						
	worktops up to	250 mm deep	per m <sup>1</sup>	FXRM38-025	236,00	<b>285,56</b>
	worktops up to	600mm deep	per m <sup>1</sup>	FXRM38-060	301,00	<b>364,21</b>
	worktops up to	650mm deep	per m <sup>1</sup>	FXRM38-065	338,00	<b>408,98</b>
	worktops up to	750 mm deep	per m <sup>1</sup>	FXRM38-075	423,00	<b>511,83</b>
	worktops up to	900mm deep	per m <sup>1</sup>	FXRM38-090	433,00	<b>523,93</b>
	worktops up to	1200mm deep	per m <sup>1</sup>	FXRM38-120	576,00	<b>696,96</b>


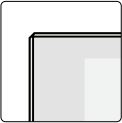









38 mm plywood without edge finishing

FXRM 50, 62, 80 en 98						
	worktops up to	250 mm deep	per m <sup>1</sup>	FXRMxx-025	236,00	<b>285,56</b>
	worktops up to	600mm deep	per m <sup>1</sup>	FXRMxx-060	301,00	<b>364,21</b>
	worktops up to	650mm deep	per m <sup>1</sup>	FXRMxx-065	338,00	<b>408,98</b>
	worktops up to	750 mm deep	per m <sup>1</sup>	FXRMxx-075	423,00	<b>511,83</b>
	worktops up to	900mm deep	per m <sup>1</sup>	FXRMxx-090	433,00	<b>523,93</b>
	worktops up to	1200mm deep	per m <sup>1</sup>	FXRMxx-120	576,00	<b>696,96</b>

Plywood without edge finishing

Type of joints			Order No.	€ excl. VAT	€ incl. VAT
Corner connection 1	(angle connection)		per unit FXRMxx-HV1	66,00	<b>79,86</b>
Corner connection 2	(mitre coupling)		per unit FXRMxx-HV2	86,00	<b>104,06</b>
Corner connection 3	(angled section with mitre joint)		per unit FXRMxx-HV3	576,00	<b>696,96</b>
Corner connection 3a	(slanted corner part with angled coupling)		per unit FXRMxx-HV3A	641,00	<b>775,61</b>
Corner connection 4	(full angle section with mitre joint)		per unit FXRMxx-HV4	894,00	<b>1.081,74</b>
Corner connection 4a	(full angle section with mitre joint)		per unit FXRMxx-HV4A	906,00	<b>1.096,26</b>





Complete with assembly kit.

Edge finish ABS/PP							
		ABS/PP 25 mm		per m <sup>1</sup>	FXRM25-ABS	53,00	<b>64,13</b>
		ABS/PP 32 mm		per m <sup>1</sup>	FXRM32-ABS	53,00	<b>64,13</b>
		ABS/PP 38 mm		per m <sup>1</sup>	FXRM38-ABS	53,00	<b>64,13</b>
		ABS/PP 50 mm		per m <sup>1</sup>	FXRM50-ABS	155,00	<b>187,55</b>
		ABS/PP 60 mm		per m <sup>1</sup>	FXRM60-ABS	172,00	<b>208,12</b>
		ABS/PP 80 mm		per m <sup>1</sup>	FXRM80-ABS	207,00	<b>250,47</b>
		ABS/PP 98 mm		per m <sup>1</sup>	FXRM98-ABS	225,00	<b>272,25</b>


2 mm ABS/PP edge 25 to 38 mm high including facet

2 mm ABS / PP edge 50 to 98 mm high with facet

For the finishing of a high closet always calculate the complete side.

Edge finishing Aluminum							
		ALF 38 mm		per m <sup>1</sup>	FXRM38-ALF	72,00	<b>87,12</b>
		ALF 62 mm		per m <sup>1</sup>	FXRM60-ALF	215,00	<b>260,15</b>

3 mm aluminum edge finishing 38 mm high incl. facet






3 mm aluminium edge finishing 62 mm high including facet









For the finishing of a high closet always calculate the complete side.

Different versions			order no.	€ excl. VAT	€ incl. VAT
Bottom side in the same color of the worktop	(min. 0,2 m <sup>2</sup> )	per m <sup>2</sup>	FXRMxx-A-ONDK	178,00	<b>215,38</b>
Wooden packaging for worktops (for the criteria, see product information)	(surcharge per setup)	per unit	KRAT-HPL-ST	218,00	<b>263,78</b>

\* thickened only possible in Greengridz


Finishes					
Seperate edge strip (FX) to use for the sides up to a height of 38 mm		per m <sup>1</sup>	FXRMxx-FX-LOS	8,50	<b>10,29</b>
Seperate edge strip (FX) to use for the sides in thickened version		per m <sup>1</sup>	FXRMxx-FXO-LOS	26,50	<b>32,07</b>








Cut outs					
Cut-out for built-on hob or built-on sink		per unit	FXRMxx-KPL	29,50	<b>35,70</b>
Tap hole in worktop (mention diameter)		per unit	FXRMxx-KRG	15,50	<b>18,76</b>
Tap hole in the kitchen sink (mention diameter)		per unit	FXRMxx-KRG035	24,50	<b>29,65</b>

Extra works					
Oblique side (with edge trim from 50 x 50 mm)		per unit	FXRMxx-S	79,00	<b>95,59</b>
Rounded corner up to 38 mm high (radius min. 50 mm)*		per unit	FXRMxx-R-ABS	99,00	<b>119,79</b>
Rounded corner in thickened version (radius min. 70 mm)*		per unit	FXRMxx-R-ABSx	124,00	<b>150,04</b>
Inner rounding up to 38 mm high (radius min. 70 mm)*		per unit	FXRMxx-BR-ABS	124,00	<b>150,04</b>
Inner rounding in thickened version (radius min. 100 mm)*		per unit	FXRMxx-BR-ABSx	135,00	<b>163,35</b>
Double- or triple cut-out without edge finishing		per unit	FXRMxx-KOLOM	51,00	<b>61,71</b>
Corner cut out with edging finishing (two sides)		per unit	FXRMxx-KOL-A	84,00	<b>101,64</b>
Column cut out with edging finishing (three sides)		per unit	FXRMxx-KOL3-A	103,00	<b>124,63</b>



\* Not possible with an ALF edge finish



Always calculate the extra works and edging finishings separately!



Wall panels				order no.	€ excl. VAT	€ incl. VAT
	Wall panels 100 up to	250 mm high	per m <sup>1</sup>	FXNAW-025	103,00	<b>124,63</b>
	Wall panels up to	600 mm high	per m <sup>1</sup>	FXNAW-060	167,00	<b>202,07</b>
	Wall panels up to	900 mm high	per m <sup>1</sup>	FXNAW-090	251,00	<b>303,71</b>
	Wall panels up to	1200 mm high	per m <sup>1</sup>	FXNAW-120	306,00	<b>370,26</b>
The minimum height of a wall panel is 100 mm The maximum length of a wall panel with Fenix is 4000 mm, excluding wall panels up to 250 mm high: 3500 mm						



Extra works						
Edge finish (with abs)				per m <sup>1</sup>	FXNAW-FX	31,00 <b>37,51</b>
Seperate edge strip (FX) to use for the sides				per m <sup>1</sup>	FXNAW-FX-LOS	8,50 <b>10,29</b>
Oblique side (with edge trim from 50 x 50 mm)				 per unit	FXNAW-SCHUIN	79,00 <b>95,59</b>
Rounded corner				 per unit	FXNAW-ROND	99,00 <b>119,79</b>
Inner rounding				 per unit	FXNAW-BR-FX	124,00 <b>150,04</b>
Double- or triple cut-out without edge finishing				 per unit	FXNAW-KOLOM	51,00 <b>61,71</b>
Corner cut out with edging finishing (two sides)				 per unit	FXNAW-KOL-A	84,00 <b>101,64</b>
Column cut out with edging finishing (three sides)				 per unit	FXNAW-KOL3-A	103,00 <b>124,63</b>
Wall sockets cut-outs (70 mm round)				 per unit	FXNAW-KRG070	28,50 <b>34,49</b>
Parts to connect splashbacks				per m <sup>1</sup>	FXNAW-VEER	26,00 <b>31,46</b>
straight connection incl. parts to connect				per unit	FXNAW-HVR	20,50 <b>24,81</b>

Always calculate the extra work and edging finishings separately!

Wall panel profile screw-on model (max. 6000 mm)						
	Length 2650 mm - aluminium		per unit	RAF-AWP-265-ALU	42,50	<b>51,43</b>
	Length 4100 mm - aluminium		per unit	RAF-AWP-410-ALU	56,00	<b>67,76</b>
	Made to measure - aluminium		per m <sup>1</sup>	RAF-AWP-OPM1-ALU	21,00	<b>25,41</b>
	Made to measure - black		per m <sup>1</sup>	RAF-AWP-OPM1-ZWA	21,00	<b>25,41</b>

135° wall panel profile (max. 6000mm)						
	Aluminium		per m <sup>1</sup>	RAF-AWP-135GRD-ALU	21,00	<b>25,41</b>
	Black		per m <sup>1</sup>	RAF-AWP-135GRD-ZWA	21,00	<b>25,41</b>

90° wall panel profile (max. 6000 mm)						
	Aluminium		per m <sup>1</sup>	RAF-AWP-90GRD-ALU	21,00	<b>25,41</b>
	Black		per m <sup>1</sup>	RAF-AWP-90GRD-ZWA	21,00	<b>25,41</b>

Wall connection profile Piccolo (incl. adhesive strip)						
	Stainless steel look 14 x 14 x 3000 mm		per unit	260665	25,00	<b>30,25</b>
	ALU look 14 x 14 x 3000 mm		per unit	260666	25,00	<b>30,25</b>

Please order the profiles together with the wallpanels for a complete delivery

## FXGPSTOL 25



Side panel 24 mm thick,  
two sides finished with Fenix 0.9  
one long visible side finished with  
ABS/PP\*

			order no.	€ excl. VAT	€ incl. VAT
Side panels up to	380 mm deep	per m <sup>1</sup>	FXGPSTOL-25-038	299,00	<b>361,79</b>
Side panels up to	600 mm deep	per m <sup>1</sup>	FXGPSTOL-25-060	380,00	<b>459,80</b>
Side panels up to	900 mm deep	per m <sup>1</sup>	FXGPSTOL-25-090	527,00	<b>637,67</b>
Side panels up to	1200 mm deep	per m <sup>1</sup>	FXGPSTOL-25-120	673,00	<b>814,33</b>

The maximum length is 4000 mm.

### extra works

ABS/PP edge finishing at the top-, at the bottom- or backside.	per m <sup>1</sup>	FXGPSTOL-25-ABS-FL	53,00	<b>64,13</b>
---	--------------------	--------------------	-------	--------------

## FXGPSTOL 32



Side panel 32 mm thick,  
two sides finished with Fenix 0.9  
one long visible side finished with  
ABS/PP\*

Side panels up to	380 mm deep	per m <sup>1</sup>	FXGPSTOL-32-038	310,00	<b>375,10</b>
Side panels up to	600 mm deep	per m <sup>1</sup>	FXGPSTOL-32-060	398,00	<b>481,58</b>
Side panels up to	900 mm deep	per m <sup>1</sup>	FXGPSTOL-32-090	547,00	<b>661,87</b>
Side panels up to	1200 mm deep	per m <sup>1</sup>	FXGPSTOL-32-120	710,00	<b>859,10</b>

The maximum length is 4000 mm.

### extra works

ABS/PP edge finishing at the top-, at the bottom- or backside.	per m <sup>1</sup>	FXGPSTOL-32-ABS-FL	53,00	<b>64,13</b>
---	--------------------	--------------------	-------	--------------

## FXGPSTOL 39



Side panel 39 mm thick,  
two sides finished with Fenix 0.9  
one long visible side finished with  
ABS/PP\*

Side panels up to	380 mm deep	per m <sup>1</sup>	FXGPSTOL-39-038	353,00	<b>427,13</b>
Side panels up to	600 mm deep	per m <sup>1</sup>	FXGPSTOL-39-060	436,00	<b>527,56</b>
Side panels up to	900 mm deep	per m <sup>1</sup>	FXGPSTOL-39-090	579,00	<b>700,59</b>
Side panels up to	1200 mm deep	per m <sup>1</sup>	FXGPSTOL-39-120	747,00	<b>903,87</b>




The maximum length is 4000 mm.

### extra works

ABS/PP edge finishing at the top-, at the bottom- or backside.	per m <sup>1</sup>	FXGPSTOL-39ABSFL	53,00	<b>64,13</b>
ALF Alu edge finish on the front (instead of ABS/PP)	per m <sup>1</sup>	FXGPSTOL-39-ALF	20,00	<b>24,20</b>
ALF Alu edge finish. on top, bottom or back	per m <sup>1</sup>	FXGPSTOL-39-ALF-FL	59,00	<b>71,39</b>

\* Please indicate all edge finishes on the drawing. Side panel are standard finished on three sides. Other sides can be finished on surcharge.  
Always send the kitchen drawing or a situation sketch. Attention: always keep 2 mm overhangs in length and in depth when combining worktops with side  
panels



FXGPSTOL 50				order no.	€ excl. VAT	€ incl. VAT
	Side panels up to	380 mm deep	per m <sup>1</sup>	FXGPSTOL-50-038	413,00	<b>499,73</b>
	Side panels up to	600 mm deep	per m <sup>1</sup>	FXGPSTOL-50-060	487,00	<b>589,27</b>
	Side panels up to	900 mm deep	per m <sup>1</sup>	FXGPSTOL-50-090	633,00	<b>765,93</b>
	Side panels up to	1200 mm deep	per m <sup>1</sup>	FXGPSTOL-50-120	789,00	<b>954,69</b>
	The maximum length is 3000 mm					
extra work						
	ABS/PP edge finishing at the top-, at the bottom- or backside.		per m <sup>1</sup>	FXGPSTOL-50ABSF	63,00	<b>76,23</b>
Side panel 50 mm thick, two sides finished with Fenix 0.9 one long visible side finished with ABS/PP*						
FXGPSTOL 60						
	Side panels up to	380 mm deep	per m <sup>1</sup>	FXGPSTOL-60-038	423,00	<b>511,83</b>
	Side panels up to	600 mm deep	per m <sup>1</sup>	FXGPSTOL-60-060	492,00	<b>595,32</b>
	Side panels up to	900 mm deep	per m <sup>1</sup>	FXGPSTOL-60-090	654,00	<b>791,34</b>
	Side panels up to	1200 mm deep	per m <sup>1</sup>	FXGPSTOL-60-120	816,00	<b>987,36</b>
	The maximum length is 3000 mm					
extra work						
	ABS/PP edge finishing at the top-, at the bottom- or backside.		per m <sup>1</sup>	FXGPSTOL-60-ABS-FL	74,00	<b>89,54</b>
Side panel 60 mm thick, two sides finished with Fenix 0.9 one long visible side finished with ABS/PP*						
FXGPSTOL 80						
	Side panels up to	380 mm deep	per m <sup>1</sup>	FXGPSTOL-80-038	435,00	<b>526,35</b>
	Side panels up to	600 mm deep	per m <sup>1</sup>	FXGPSTOL-80-060	515,00	<b>623,15</b>
	Side panels up to	900 mm deep	per m <sup>1</sup>	FXGPSTOL-80-090	680,00	<b>822,80</b>
	Side panels up to	1200 mm deep	per m <sup>1</sup>	FXGPSTOL-80-120	843,00	<b>1.020,03</b>
	The maximum length is 3000 mm					
extra work						
	ABS/PP edge finishing at the top-, at the bottom- or backside.		per m <sup>1</sup>	FXGPSTOL-80-ABS-FL	78,00	<b>94,38</b>
Side panel 80 mm thick, two sides finished with Fenix 0.9 one long visible side finished with ABS/PP*						

\* Please indicate all edge finishes on the drawing. Side panel are standard finished on three sides. Other sides can be finished on surcharge. Always send the kitchen drawing or a situation sketch. Attention: always keep 2 mm overhangs in length and in depth when combining worktops with side panels

## FXGPSTOL 98

order no. € excl. VAT € incl. VAT



Side panel 98 mm thick,  
two sides finished with Fenix 0.9  
one long visible side finished with  
ABS/PP\*

Side panels up to	380 mm deep	per m <sup>1</sup>	FXGPSTOL-98-038	450,00	<b>544,50</b>
Side panels up to	600 mm deep	per m <sup>1</sup>	FXGPSTOL-98-060	528,00	<b>638,88</b>
Side panels up to	900 mm deep	per m <sup>1</sup>	FXGPSTOL-98-090	697,00	<b>843,37</b>
Side panels up to	1200 mm deep	per m <sup>1</sup>	FXGPSTOL-98-120	873,00	<b>1.056,33</b>

The maximum length is 3000 mm

### extra work


ABS/PP edge finishing at the top-, at the bottom- or backside.	per m <sup>1</sup>	FXGPSTOL-98-ABS-FL	83,00	<b>100,43</b>
---	--------------------	--------------------	-------	---------------

\* Please indicate all edge finishes on the drawing. Side panel are standard finished on three sides. Other sides can be finished on surcharge.  
Always send the kitchen drawing or a situation sketch. Attention: always keep 2 mm overhangs in length and in depth when combining worktops with side panels

5

Fenix  
0.9

## Shelf support for Greengridz boards



Shelf support mounted in Greengridz stol 39	per unit	GPSTOL39-PDG	34,00	<b>41,14</b>
Shelf support mounted in Greengridz stol 50	per unit	GPSTOL50-PDG	34,00	<b>41,14</b>
Shelf support mounted in Greengridz stol 60	per unit	GPSTOL60-PDG	34,00	<b>41,14</b>
Recess for 57 mm spotlight	per unit	SUIT-KPL-SPOT57	29,50	<b>35,70</b>
Cutout for spot of 68 mm	per unit	SUIT-KPL-SPOT68	29,50	<b>35,70</b>

depth(mm)	kg / m <sup>2</sup>
170	180
200	160
250	100



Possible with Greengridz shelves of 39, 50 and 60 mm thick.  
worktop length: min. 300 mm, max. 4000 mm  
Worktop depth: min. 170 mm, max. 250 mm  
With every extension of the length with 500 mm or less, please order one shelf support extra.  
Spot holes (optional) in the middle of the shelf. Please mark the centre distance in the sketch.  
One fixing pin per 400 mm on average.  
No spot hole possible at the height of a mounting pin.

## FXSTOL 25



Side panel 25 mm thick,  
two sides finished with Fenix 0.9  
one long visible side finished with  
ABS/PP\*

			order no.	€ excl. VAT	€ incl. VAT
Side panels up to	380 mm deep	per m <sup>1</sup>	FXSTOL-25-038	390,00	<b>471,90</b>
Side panels up to	600 mm deep	per m <sup>1</sup>	FXSTOL-25-060	499,00	<b>603,79</b>
Side panels up to	900 mm deep	per m <sup>1</sup>	FXSTOL-25-090	690,00	<b>834,90</b>
Side panels up to	1200 mm deep	per m <sup>1</sup>	FXSTOL-25-120	887,00	<b>1.073,27</b>

The maximum length is 4000 mm.

### extra works

ABS/PP edge finishing at the top-, at the bottom- or backside.	per m <sup>1</sup>	FXSTOL-25-ABS-F	53,00	<b>64,13</b>
---	--------------------	-----------------	-------	--------------

## FXSTOL 32



Side panel 32 mm thick,  
two sides finished with Fenix 0.9  
one long visible side finished with  
ABS/PP\*

Side panels up to	380 mm deep	per m <sup>1</sup>	FXSTOL-32-038	382,00	<b>462,22</b>
Side panels up to	600 mm deep	per m <sup>1</sup>	FXSTOL-32-060	490,00	<b>592,90</b>
Side panels up to	900 mm deep	per m <sup>1</sup>	FXSTOL-32-090	675,00	<b>816,75</b>
Side panels up to	1200 mm deep	per m <sup>1</sup>	FXSTOL-32-120	874,00	<b>1.057,54</b>

The maximum length is 4000 mm.

### extra works

ABS/PP edge finishing at the top-, at the bottom- or backside.	per m <sup>1</sup>	FXSTOL-32-ABS-F	53,00	<b>64,13</b>
---	--------------------	-----------------	-------	--------------

## FXSTOL 39



Side panel 39 mm thick,  
two sides finished with Fenix 0.9  
one long visible side finished with  
ABS/PP\*


Side panels up to	380 mm deep	per m <sup>1</sup>	FXSTOL-40-038	436,00	<b>527,56</b>
Side panels up to	600 mm deep	per m <sup>1</sup>	FXSTOL-40-060	538,00	<b>650,98</b>
Side panels up to	900 mm deep	per m <sup>1</sup>	FXSTOL-40-090	715,00	<b>865,15</b>
Side panels up to	1200 mm deep	per m <sup>1</sup>	FXSTOL-40-120	920,00	<b>1.113,20</b>

The maximum length is 4000 mm.

### extra works

ABS/PP edge finishing at the top-, at the bottom- or backside.	per m <sup>1</sup>	FXSTOL-40-ABS-F	53,00	<b>64,13</b>
ALF Alu edge finish on the front (instead of ABS/PP)	per m <sup>1</sup>	FXSTOL-40-ALF	20,00	<b>24,20</b>
ALF Alu edge finish. on top, bottom or back	per m <sup>1</sup>	FXSTOL-40-ALF-FL	59,00	<b>71,39</b>

## Setting feet



Adjustable feet incl. bold 30 mm (min. 10 mm, max. 30 mm)	p. 10 piece.	FXSTOL-STEL10	25,00	<b>30,25</b>
--	--------------	---------------	-------	--------------

Note: Not possible in Greengridz side panels.

\* Please indicate all edge finishes on the drawing

\*\* In order to save weight, these side panels have been chambered on the inside in various places. Side panels are finished on three sides with Fenix as standard. Other sides can also be finished at an additional cost.

Always send the kitchen drawing or a situation sketch. Attention: always keep 2 mm overhangs in length and in depth when combining worktops with side panels

## Advantages



Impact resistant



Innovative design



Natural look



V-groove



Waterproof

---

## Icons



All machining, edging, side panels and sinks fall into this price group. Price groups have different discounts and are listed separately.



Maximum length



Maximum width



Veined pattern. Does not run through standard at transitions of worktop sections.



Spot sensitive



New colour in the collection

## Approvals



Greenguard



NSF



AMK



# EVORA QUARTZ

## **Contents:**

6.3 Colour options

6.12 Product information

### **12 mm**

6.16 Base material - 12 mm

6.18 Edge finishes

6.19 Extra works

### **20 mm**

6.20 Base material - 20 mm

6.21 Edge finishes

6.22 Extra works

6.23 Wall panels, skirts and window sills

6.25 Extra works and side panels



Worktop Evora Quartz Sphere (P)

Easy		colour sample	full panel
Colour:	<b>Easy Belgian Rock</b>		
Thickness:	12 mm / 20 mm		
Surface:	Polished		
Max. dimensions:	3000 1350		
<hr/>			
Colour:	<b>Easy Belgian Rock</b>		
Thickness:	12 mm / 20 mm		
Surface:	Honed		
Max. dimensions:	3000 1350		
Particularities:			
<hr/>			
Colour:	<b>Easy Black P</b>		
Thickness:	12 mm		
Surface:	Polished		
Max. dimensions:	3150 1350		
Particularities:			
<hr/>			
Colour:	<b>Easy Clay H</b>		
Thickness:	12 mm		
Surface:	Honed		
Max. dimensions:	3150 1350		
<hr/>			
Colour:	<b>Easy Cloud V</b>		
Thickness:	12 mm / 20 mm		
Surface:	Velvet		
Max. dimensions:	3000 1350		
<hr/>			
Colour:	<b>Easy Concord V</b>		
Thickness:	12 mm / 20 mm		
Surface:	Velvet		
Max. dimensions:	3000 1350		
<hr/>			
Colour:	<b>Easy Gems P</b>		
Thickness:	12 mm / 20 mm		
Surface:	Polished		
Max. dimensions:	3000 1350		
<hr/>			
Colour:	<b>Easy Miner P</b>		
Thickness:	12 mm / 20 mm		
Surface:	Polished		
Max. dimensions:	3150 1350		

Although the pictures in this chapter give you a good impression of our colours, there might be slightly differences in reality. Therefore, we recommend to always consult your samples.




## Easy

### colour sample

### full panel

Colour: **Easy Moon P**  
Thickness: 12 mm / 20 mm  
Surface: Polished  
Max. dimensions: 3000 1350



Colour: **Easy Rock P**  
Thickness: 12 mm  
Surface: Polished  
Max. dimensions: 3150 1350  
Particularities: Colour discontinued  
Q1 2024




Colour: **Easy Rock V**  
Thickness: 12 mm  
Surface: Velvet  
Max. dimensions: 3150 1350  
Particularities: Colour discontinued  
Q1 2024




Colour: **Easy Star P**  
Thickness: 12 mm  
Surface: Polished  
Max. dimensions: 3000 1350



Colour: **Easy Terni**  
Thickness: 12 mm  
Surface: Honed  
Max. dimensions: 3000 1350













Colour: **Easy White P**  
Thickness: 12 mm  
Surface: Polished  
Max. dimensions: 3150 1350























Although the pictures in this chapter give you a good impression of our colours, there might be slightly differences in reality. Therefore, we recommend to always consult your samples.

Smart		colour sample	full panel
Colour: <b>Argus</b>  Thickness: 12 mm Surface: Honed Max. dimensions:  Particularities: 			
Colour: <b>Attica</b>  Thickness: 12 mm / 20 mm Surface: Polished Max. dimensions: 			
Colour: <b>Brume</b>  Thickness: 12 mm / 20 mm Surface: Velvet Max. dimensions: 			
Colour: <b>Hydra</b>  Thickness: 12 mm Surface: Honed Max. dimensions: 			
Colour: <b>Mammoth</b>  Thickness: 12 mm Surface: Velvet Max. dimensions: 			
Colour: <b>Naga</b>  Thickness: 12 mm Surface: Honed Max. dimensions: 			
Colour: <b>Tambora</b>  Thickness: 12 mm / 20 mm Surface: Honed Max. dimensions:  Particularities: 			
Colour: <b>Whale</b>  Thickness: 12 mm / 20 mm Surface: Velvet Max. dimensions: 			

















































Although the pictures in this chapter give you a good impression of our colours, there might be slightly differences in reality. Therefore, we recommend to always consult your samples.

Classic		colour sample	full panel
Colour:	<b>Lucca P</b>		
Thickness:	12 mm / 20 mm		
Surface:	Polished		
Max. dimensions:	3000 x 1350		
Colour:	<b>Polar Grey P</b>		
Thickness:	12 mm / 20 mm		
Surface:	Polished		
Max. dimensions:	3000 x 1350		
Colour:	<b>Polar White P</b>		
Thickness:	12 mm / 20 mm		
Surface:	Polished		
Max. dimensions:	3000 x 1350		
Colour:	<b>Serra P</b>		
Thickness:	12 mm / 20 mm		
Surface:	Polished		
Max. dimensions:	3000 x 1350		
Colour:	<b>Veza P</b>		
Thickness:	12 mm / 20 mm		
Surface:	Polished		
Max. dimensions:	3000 x 1350		

Although the pictures in this chapter give you a good impression of our colours, there might be slightly differences in reality. Therefore, we recommend to always consult your samples.

Premium		colour sample	full panel
Colour: <b>Calypso P</b> Thickness: 12 mm Surface: Polished Max. dimensions: 3210 1510			
Colour: <b>Extreme White P</b> Thickness: 12 mm Surface: Polished Max. dimensions: 3150 1350			
Colour: <b>Helix P</b> Thickness: 12 mm Surface: Polished Max. dimensions: 3210 1510 Particularities: 			
Colour: <b>Nebula P</b> Thickness: 12 mm Surface: Polished Max. dimensions: 3210 1510 Particularities: 			
Colour: <b>Nemesis</b> Thickness: 12 mm Surface: Polished Max. dimensions: 3000 1350 Particularities: 		 	
Colour: <b>Pearl Jasmine P</b> Thickness: 12 mm Surface: Polished Max. dimensions: 3210 1510 Particularities: 			
Colour: <b>Sphere P</b> Thickness: 12 mm Surface: Polished Max. dimensions: 3210 1510 Particularities: 			

Although the pictures in this chapter give you a good impression of our colours, there might be slightly differences in reality. Therefore, we recommend to always consult your samples.































































Ultimo		colour sample	full panel
Colour:	<b>Bianco Calacatta</b> 		
Thickness:	12 mm		
Surface:	Polished		
Max. dimensions:	 		
Particularities:			
Colour:	<b>Calacatta Classic</b> 		
Thickness:	12 mm		
Surface:	Polished		
Max. dimensions:	 		
Particularities:			
Colour:	<b>Calacatta Gold</b> 		
Thickness:	12 mm		
Surface:	Polished		
Max. dimensions:	 		
Particularities:			
Colour:	<b>Ethereal Glow</b>		
Thickness:	12 mm		
Surface:	Polished		
Max. dimensions:	 		
Particularities:			
Colour:	<b>Marquina</b> 		
Thickness:	12 mm		
Surface:	Polished		
Max. dimensions:	 		
Particularities:			
Colour:	<b>Noir</b> 		
Thickness:	12 mm		
Surface:	Polished		
Max. dimensions:	 		
Particularities:			
Colour:	<b>Serena</b> 		
Thickness:	12 mm		
Surface:	Polished		
Max. dimensions:	 		
Particularities:			
Colour:	<b>Statuario</b> 		
Thickness:	12 mm		
Surface:	Polished		
Max. dimensions:	 		
Particularities:			

Although the pictures in this chapter give you a good impression of our colours, there might be slightly differences in reality. Therefore, we recommend to always consult your samples.



Worktop Evora Quartz Polar Grey (P)








Colour	thickness	surface texture	maximum size	particularities
<b>Easy</b>				
Easy Belgian Rock (P)	12 mm / 20 mm	 - Polished	3000 x 1350 mm	
Easy Belgian Rock (H)	12 mm / 20 mm	 - Honed	3000 x 1350 mm	
Easy Black	12 mm	 - Polished	3150 x 1350 mm	
Easy Clay	12 mm	 - Honed	3150 x 1350 mm	
Easy Cloud	12 mm / 20 mm	 - Velvet	3000 x 1350 mm	
Easy Concord	12 mm / 20 mm	 - Velvet	3000 x 1350 mm	
Easy Gems	12 mm / 20 mm	 - Polished	3000 x 1350 mm	
Easy Miner	12 mm / 20 mm	 - Polished	3150 x 1350 mm	
Easy Moon	12 mm / 20 mm	 - Polished	3000 x 1350 mm	
Easy Rock	12 mm	 - Polished	3150 x 1350 mm	DISCONTINUED Q1 2024
Easy Rock	12 mm	 - Velvet	3150 x 1350 mm	DISCONTINUED Q1 2024 
Easy Star	12 mm	 - Polished	3000 x 1350 mm	
Easy Terni 	12 mm	 - Honed	3000 x 1350 mm	
Easy White	12 mm	 - Polished	3150 x 1350 mm	
<b>Smart</b>				
Argus	12 mm	 - Honed	3000 x 1350 mm	
Attica	12 mm / 20 mm	 - Polished	3000 x 1350 mm	
Brume	12 mm / 20 mm	 - Velvet	3000 x 1350 mm	
Hydra	12 mm	 - Honed	3000 x 1350 mm	
Mammoth	12 mm	 - Velvet	3150 x 1350 mm	
Naga	12 mm	 - Honed	3000 x 1350 mm	
Tambora	12 mm / 20 mm	 - Honed	3000 x 1350 mm	
Whale	12 mm / 20 mm	 - Velvet	3000 x 1350 mm	
<b>Classic</b>				
Lucca	12 mm / 20 mm	 - Polished	3000 x 1350 mm	
Polar Grey	12 mm / 20 mm	 - Polished	3000 x 1350 mm	
Polar White	12 mm / 20 mm	 - Polished	3000 x 1350 mm	
Serra	12 mm / 20 mm	 - Polished	3000 x 1350 mm	
Veza	12 mm / 20 mm	 - Polished	3000 x 1350 mm	
<b>Premium</b>				
Calypso	12 mm	 - Polished	3210 x 1510 mm	
Extreme White	12 mm	 - Polished	3150 x 1350 mm	
Helix	12 mm	 - Polished	3210 x 1510 mm	
Nebula	12 mm	 - Polished	3210 x 1510 mm	
Nemesis 	12 mm	 - Polished	3000 x 1350 mm	
Pearl Jasmine	12 mm	 - Polished	3210 x 1510 mm	
Sphere	12 mm	 - Polished	3210 x 1510 mm	
<b>Ultimo</b>				
Bianco Calacatta	12 mm	 - Polished	3210 x 1510 mm	
Calacatta Classic	12 mm	 - Polished	3210 x 1510 mm	
Calacatta Gold	12 mm	 - Polished	3210 x 1510 mm	
Ethereal Glow 	12 mm	 - Polished	3210 x 1510 mm	
Marquina	12 mm	 - Polished	3210 x 1510 mm	
Noir	12 mm	 - Polished	3210 x 1510 mm	
Serena	12 mm	 - Polished	3210 x 1510 mm	
Statuario	12 mm	 - Polished	3210 x 1510 mm	

NOTE: These colours are sampled by default. With the exception of the Ultimo collection. Due to the large colour gradient, the samples are made available when a showroom worktop is in place.

All orders are supplied as standard in the material thickness of 12 mm. If 12 mm is not in stock, 20 mm will be used, if available. At your request, we can use 20 mm, if available. An additional charge of 10% per linear meter applies for this.



## Explanation particulars


-  In case of a (corner) joint, a veined pattern does not automatically continue in the other part of the worktop.
-  New colour in the collection
-  honed surface with a matte appearance. Fat and fingerprints are more likely to show .
-  polished surface with a shiny appearance.
-  Velvet: matte appearance with the ease of maintenance as a polished top. With dark colours, grease and fingerprints will be more visible than with polished.

## Discontinued colours 2023 (available while stocks last)

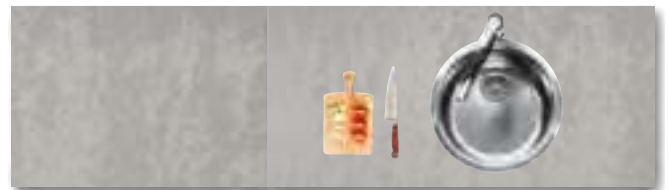
- Brilliant (available until Q3/Q4)
- Easy Gray (available until Q1)
- Emperador (available until Q1)

## Discontinued colours 2024 (available while stocks last)

- Easy Rock (available until Q1 2024)



Detail possible corner connection.



Detail possible corner connection: worktop pattern does not run through by default.

6



Detail possible joint.

In addition to the colours in the colour overview, Dekker Zevenhuizen can often also supply other common colours. Please contact your contact person about this. Please note that these colours are sampled by the material supplier. Dekker has no influence on the colour, pattern and ease of use of these materials. colours outside the collection are ordered per commission. Cancellation is not possible. Please allow 2 weeks extra delivery time.

## Material

### Composition

- > natural quartz grains of different sizes (up to 93%)
- > resin made on biological or polyester basis
- > pigments
- > possible additives: granite granules, glass, mirror particles and cryobalite

### Underglueing

- > Evora Quartz is underglued with Greengridz strips. These strips are lightweight, very stiff, biodegradable and 100% recyclable

### Product description

(max.) dim. standard:	3000 x 1350 mm and 3150 x 1350mm
(max.) dim. jumbo	3210 x 1510 mm
thickness:	12 mm
weight:	35 kg/m <sup>2</sup> (based on a 40 mm thickened worktop)
surface structure:	<b>H</b> Honed <b>P</b> Polished <b>V</b> Velvet
applications:	customized worktops, wallpanels, side panels and windowsills

## Properties

### Advantages

- > natural look
- > waterproof (does not have to be impregnated)
- > more scratch resistant compared to worktops of other materials
- > hygienic: food residues do not attract
- > available in both granite colours as other colours
- > maintenance friendly
- > Patterns/Structures continue in the edge thanks to the V-groove technique

### Surface textures

- > Honed (H) is polished in a special way, resulting in a matt appearance. As a result, the surface has different properties than polished quartz. Because of the honed surface, fingerprints and fat are more visible and the colour is less even than polished.
- > Polished/polished (P) has a glossy appearance and a mirror-smooth surface, making it a very easy-care material.
- > Velvet (V) has matt appearance with the ease of maintenance of a polished worktop. With dark colours,

fat and fingerprints are visible earlier compared to a polished surface.

### Points of attention

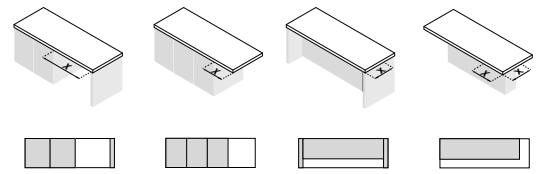
- > use cutting board and coasters (scratches, scorch marks and breakage/thermoshock irreparable)
- > colour and/or structure differences between the delivered sample and the delivered worktop are possible. This is no reason for complaint/reclamation
- > Honed varieties are more sensitive to stains due to their open structure; In particular, dark sheets do not appear to be evenly tinted due to the incidence of light and ambient colors (with light and mixed shades virtually no hindrance). These are inherent to the material and are not grounds for complaint
- > For all colours of Quartz there may be pits, holes, surface scratches, veins, pigment accumulations and/or structure variations. These are inherent to the material and no reason for reclamation.
- > Sinks of stone (Quartz) may discolour over time. This process is accelerated by a boiling water tap. This is no reason for reclamation.
- > Worktops in Easy Star have little pits, holes and/or surface scratches due to the added mirror pieces (for sparkle)
- > in Argus, Hydra and Naga are produced with larger (natural) aggregates. This can result in small depressions / holes. This is no reason for complaint.
- > stains caused during installation or by third parties and/or stains arising due to the use of the worktop are no reason for reclamation
- > never stand or sit on the worktop
- > for warranty and general terms and conditions see: [www.dekkerzevenhuizen.com/customerportal](http://www.dekkerzevenhuizen.com/customerportal).

### Order

- > when calculating lengths, round up to 100 mm (min. 600 mm)
- > (standard) dimensional tolerance 3 mm (length, depth, height)
- > the worktop is all-around thickened for edge finishings of 20, 40, 60, 80 and 100 mm high
- > order all worktop parts at the same time due to colour and structure differences between batches (differences will be kept to a minimum, but some difference - in particular with wall panels - is inevitable!); when measuring at a later time, give us plus-minus sizes and inform us based on "reservation". In case of subsequent or re-deliveries, colour differences between parts are unavoidable

and no reason for complain. Reserved material (for wallpanels) must be "called up" within one month after delivery of the worktop (longer term possible in consultation).

- > calculate machinings and edge finishings always separately!
- > required distance between the front-/backside and the cut-outs in min. 40 mm; required distance between two cut-outs and between the cut-out and the joint is 50 mm
- > the following applies for all sides: keep a minimum of 2 mm overhang between the worktop and the waterfall
- > required distance between the cabinets and the wall is min. 2 mm (material may possibly expand)
- > with solid 12 mm worktops, inset hobs and sinks deeper than 480 mm are only possible with a (min.) worktop width of 650 mm
- > for 12 mm solid worktops it is not possible to place a drawer under the hob
- > The worktop part can be reinforced from an edge height of 30 mm (VF03), which minimizes the sagging (up to 3 mm sagging falls within the tolerance) and it is immediately neatly finished on the underside. The kitchen drawing must indicate which part is freely hanging and where the support from the kitchen ends. Every situation is unique, but keep in mind as a general rule that for each free-hanging part, at least twice as large a part of extra reinforcement must be placed on the kitchen (average calculation factor is 1.7). If the design shows larger spans, a recess is planned in the vicinity of the free-hanging part, or another constructive issue arises, please contact the office staff. When a solution is chosen with the use of a frame, this standard will be visible at the bottom.

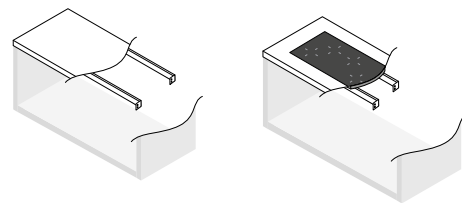


material-thickness (mm)	x = max. (mm):	x = max. (mm):	x = max. (mm):	x = max. (mm):
30 mm	800	200	200	200
40 mm	1200	350	350	300
60 mm	1500	400	350	300
80 mm	1800	450	350	300
100 mm	1800	450	350	300

**Note:** for 12 en 20 mm solid and 20 mm (VF02) thickened worktops, applies that these should always be fully-supported!

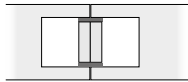
- > to prevent a worktop (without an extra glued construction) or thickened worktop from sagging, applying an extra reinforcement is required. For cabinets of 80 cm or larger, we recommend to make use of our support-set.
- > (flush-mounted) hobs and sinks with a built-in depth of  $\geq 5$  mm and/or a weight  $\geq 20$  kg must be additionally supported from the cabinet in order to be able to install (completely) tension-free. Use our support set for this. Without support, the warranty will be void.

This separate support set can be ordered under article number DIV-StEUN-GR.



Following shows you how to calculate and work out a "fork"-joint:

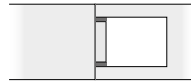
Type A



2x cut-out for VORK-A 1x hob cut-out\*

+ joint (max. 20 x 450 mm)

Type B



+ joint

We recommend type A because of the risk of breakage during transport/assembly, and also when assembling, make sure there is sufficient support under the joint.

\*With a minimum depth of the worktop of 600 mm, the cut-out for a hob with Type B is max. 780 x 490 mm. Larger cut-outs will be automatically adjusted to Type A.

- > when the construction is too weak for transport, Dekker reserves the right to leave a part of the cut-out in place. This must then be sawn away during installation
- > the order should contain: the colour, sizes, cut-outs (including type of sink and/or hob. mention diameter only if necessary), front measure in case of cut-outs, depth of cabinets in case of high cabinet connections, type of edge finishing and where this edge finishing is needed and preferably a drawing of the kitchen.
- > Measuring the worktop, delivery and installation on the commission address is provided. Please mention this on your order incl. phone number reachable during the day (preferably cell-number) and desired dates.
- > we would like to receive molds at least 4 weeks before delivery. Molds must meet the following requirements: full size and of solid material (wood). Additionally, mention this on your order form.

Always send a plan and an explanation from your order program. If you send both, we will proceed on the basis of the plan. Always check your order confirmation, as this is binding.

## Modifications and cancellations

- > Indicated on the order confirmation.

It is not possible to change or cancel tops with colours and sinks outside the standard collection (they will be ordered specially for you)

## Delivery

- > Delivery time is 4-5 weeks (take into account the time required for measurement, delivery and installation! max. 2 weeks before delivery "call up" due to the risk of damage in the warehouse and a higher chance of the presence of material from the same batch for possible additional orders), longer during the holiday period
- > worktops, wallpanels, plinths are standard packed in wooden crates
- > sink supplied separately
- > installation instructions and maintenance advice are included in the leaflet. The warranty conditions can be found on our website.
- > residual material of cut-outs will never be supplied
- > during delivery of the worktops, provide physically suitable lifting assistance, good storage space and free walking space
- > delivery at commission address, only upon request (please make own arrangements for transport to cellars and upper floors!)
- > delivery and installation of exceptionally heavy and/or unmanageable parts of worktops only provided on the basis on subsequent costing

Check your order carefully! Once the consignment note has been signed, complaints about any damage to the products will no longer be accepted.

## Measuring and installation

- > see chapter "service".

## Maintenance

### Daily maintenance

Wipe your worktop daily with a cloth and a clean soapy water from some detergent. Always rinse thoroughly with lukewarm water and dry your worktop with a clean, dry tea towel or kitchen paper. This will absorb any remaining dirt and any soap and water residues.

For optimal results, choose the Evora Care Kit. The Evora Daily Cleaner is for daily maintenance. Spray the Daily Cleaner on the worktop and let it soak in for 2-3 minutes. Wipe with a damp cloth and dry the top with a clean, dry tea towel or kitchen paper.

## Periodic maintenance

To easily remove stubborn dirt and traces of use to remove it, you can also use Evora Intensive Cleaner use, a special cleaner for stone worktops. Apply the Intensive Cleaner undiluted or diluted 1:5 with a non-scratch melamine sponge. 5-10 let it soak in for minutes and wipe it off with a damp cloth and dry the worktop with a clean, dry tea towel or kitchen paper. Always rinse well with lukewarm water and dry your top with a clean, dry tea towel or kitchen paper.

## Does the top have a matte surface? (Honed, Velvet)

In the case of a matt surface, fat stains and fingerprints are visible earlier. Wipe off your worktop more often with a clean soapy water from some detergent. Always rinse thoroughly with lukewarm water and dry your worktop with a clean, dry tea towel or kitchen paper. This will absorb any remaining dirt and any soap and water residues even better.

## Removing specific stains

### Grease, coffee/tea or red wine (shiny or brown spot)

Let the Evora Cleaner or a clean soapy water of some detergent settle in for a while until the dirt starts to react. Then treat with a melamine sponge. Moisten it slightly and then squeeze it out for sufficient friction. Always rinse thoroughly with lukewarm water and dry your worktop with a clean, dry dishcloth or kitchen paper.

### Lime stains (dull white or brown spots)

Allow the Intensive Cleaner to soak in for a while. Then treat with a melamine sponge. Make this slightly damp and then squeeze it for sufficient friction. Always rinse well with lukewarm water and dry your worktop with a clean, dry tea towel or kitchen paper. For stubborn lime scale, a Sanitary Cleaner([www.dekkerzevenhuizen.nl/shop](http://www.dekkerzevenhuizen.nl/shop)) can be used. Granite can also be cleaned with vinegar. Do not let it soak in for too long. Be careful that cleaning vinegar does not come into contact with marble or hard stone.

### Ink, paint or nicotine

Initially remove stains of ink, paint, nicotine or felt tip pen with Intensive Cleaner undiluted. Let this soak in for 5 minutes. Then treat with a melamine sponge. Make this slightly damp and then squeeze it for sufficient friction. If this does not give sufficient results, you can also use benzene or white spirit. Always rinse well with lukewarm water and dry your worktop with a clean, dry tea towel or kitchen paper.

## Remove stubborn stains

Use a abrasive sponge (with nylon lace) and a liquid abrasive. Wet the sponge so that the abrasive is sufficiently diluted and a polished surface cannot be damaged. Always treat a larger surface, as intensive use on a small surface can lead to a difference in gloss. Always rinse thoroughly with lukewarm water and dry your worktop with a clean, dry tea towel or kitchen paper. Have the stains, rings or scratches diminished, but not yet completely disappeared? Then repeat this process. This treatment is not for the daily maintenance of your worktop!

Note: NEVER use hard abrasives such as steel wool, sandpaper or diamonds. They can permanently damage the worktop surface!

Also watch the maintenance videos on [www.dekkerzevenhuizen.com](http://www.dekkerzevenhuizen.com)

## Tips

- › Never allow liquids to dry. Do not leave fats or foods on the worktop for an unnecessarily long time.
- › NEVER use aggressive cleaning agents such as paint remover, brush, metal or oven cleaners, chlorine, sink unblockers or other chemicals!

## More information!

Would you like more information and cleaning tips or read about special offers from professional cleaners? Then check out [www.dekkerzevenhuizen.com/maintenance](http://www.dekkerzevenhuizen.com/maintenance)







### Evora Care Kit



article number: 290132



A cleaner for periodic maintenance. Removes easily dirt and signs of use of the Evora worktop.







Evora Care kit consists of a daily cleaner (500ml) and an intensive cleaner (250ml) [www.dekkerzevenhuizen.com/shop](http://www.dekkerzevenhuizen.com/shop)



Easy				order no.	excl. VAT	incl. VAT
 <p>12 mm Quartz (glued construction) without edge finishing</p> 	worktops up to	300mm deep	per m <sup>1</sup>	CO13-0-030	150,00	<b>181,50</b>
	worktops up to	600mm deep	per m <sup>1</sup>	CO13-0-060	226,00	<b>273,46</b>
	worktops up to	650mm deep	per m <sup>1</sup>	CO13-0-065	243,00	<b>294,03</b>
	worktops up to	700mm deep	per m <sup>1</sup>	CO13-0-070	298,00	<b>360,58</b>
	worktops up to	800mm deep	per m <sup>1</sup>	CO13-0-080	342,00	<b>413,82</b>
	worktops up to	900mm deep	per m <sup>1</sup>	CO13-0-090	405,00	<b>490,05</b>
	worktops up to	1000mm deep	per m <sup>1</sup>	CO13-0-100	445,00	<b>538,45</b>
	worktops up to	1100mm deep	per m <sup>1</sup>	CO13-0-110	493,00	<b>596,53</b>
	worktops up to	1200mm deep	per m <sup>1</sup>	CO13-0-120	560,00	<b>677,60</b>
	worktops up to	1350mm deep	per m <sup>1</sup>	CO13-0-135	601,00	<b>727,21</b>
	worktops up to	1500mm deep	per m <sup>1</sup>	CO13-0-150	646,00	<b>781,66</b>
Smart						
 <p>12 mm Quartz (glued construction) without edge finishing</p> 	worktops up to	300mm deep	per m <sup>1</sup>	CO13-9-030	175,00	<b>211,75</b>
	worktops up to	600mm deep	per m <sup>1</sup>	CO13-9-060	279,00	<b>337,59</b>
	worktops up to	650mm deep	per m <sup>1</sup>	CO13-9-065	302,00	<b>365,42</b>
	worktops up to	700mm deep	per m <sup>1</sup>	CO13-9-070	361,00	<b>436,81</b>
	worktops up to	800mm deep	per m <sup>1</sup>	CO13-9-080	412,00	<b>498,52</b>
	worktops up to	900mm deep	per m <sup>1</sup>	CO13-9-090	472,00	<b>571,12</b>
	worktops up to	1000mm deep	per m <sup>1</sup>	CO13-9-100	526,00	<b>636,46</b>
	worktops up to	1100mm deep	per m <sup>1</sup>	CO13-9-110	575,00	<b>695,75</b>
	worktops up to	1200mm deep	per m <sup>1</sup>	CO13-9-120	635,00	<b>768,35</b>
	worktops up to	1350mm deep	per m <sup>1</sup>	CO13-9-135	688,00	<b>832,48</b>
	worktops up to	1500mm deep	per m <sup>1</sup>	CO13-9-150	766,00	<b>926,86</b>
Classic						
 <p>12 mm Quartz (glued construction) without edge finishing</p> 	worktops up to	300mm deep	per m <sup>1</sup>	CO13-1-030	196,00	<b>237,16</b>
	worktops up to	600mm deep	per m <sup>1</sup>	CO13-1-060	358,00	<b>433,18</b>
	worktops up to	650mm deep	per m <sup>1</sup>	CO13-1-065	382,00	<b>462,22</b>
	worktops up to	700mm deep	per m <sup>1</sup>	CO13-1-070	438,00	<b>529,98</b>
	worktops up to	800mm deep	per m <sup>1</sup>	CO13-1-080	498,00	<b>602,58</b>
	worktops up to	900mm deep	per m <sup>1</sup>	CO13-1-090	558,00	<b>675,18</b>
	worktops up to	1000mm deep	per m <sup>1</sup>	CO13-1-100	619,00	<b>748,99</b>
	worktops up to	1100mm deep	per m <sup>1</sup>	CO13-1-110	679,00	<b>821,59</b>
	worktops up to	1200mm deep	per m <sup>1</sup>	CO13-1-120	740,00	<b>895,40</b>
	worktops up to	1350mm deep	per m <sup>1</sup>	CO13-1-135	808,00	<b>977,68</b>
	worktops up to	1500mm deep	per m <sup>1</sup>	CO13-1-150	860,00	<b>1.040,60</b>


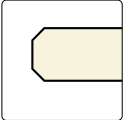

Premium				order no.	excl. VAT	incl. VAT
 <p>12 mm Quartz (glued construction) without edge finishing</p> 	worktops up to	300mm deep	per m <sup>1</sup>	CO13-2-030	231,00	<b>279,51</b>
	worktops up to	600mm deep	per m <sup>1</sup>	CO13-2-060	455,00	<b>550,55</b>
	worktops up to	650mm deep	per m <sup>1</sup>	CO13-2-065	482,00	<b>583,22</b>
	worktops up to	700mm deep	per m <sup>1</sup>	CO13-2-070	526,00	<b>636,46</b>
	worktops up to	800mm deep	per m <sup>1</sup>	CO13-2-080	601,00	<b>727,21</b>
	worktops up to	900mm deep	per m <sup>1</sup>	CO13-2-090	667,00	<b>807,07</b>
	worktops up to	1000mm deep	per m <sup>1</sup>	CO13-2-100	740,00	<b>895,40</b>
	worktops up to	1100mm deep	per m <sup>1</sup>	CO13-2-110	772,00	<b>934,12</b>
	worktops up to	1200mm deep	per m <sup>1</sup>	CO13-2-120	822,00	<b>994,62</b>
	worktops up to	1350mm deep	per m <sup>1</sup>	CO13-2-135	882,00	<b>1.067,22</b>
	worktops up to	1500mm deep	per m <sup>1</sup>	CO13-2-150	970,00	<b>1.173,70</b>

Ultimo / Eternal						
 <p>12 mm Quartz (glued construction) without edge finishing</p> 	worktops up to	300mm deep	per m <sup>1</sup>	CO13-3-030	289,00	<b>349,69</b>
	worktops up to	600mm deep	per m <sup>1</sup>	CO13-3-060	526,00	<b>636,46</b>
	worktops up to	650mm deep	per m <sup>1</sup>	CO13-3-065	553,00	<b>669,13</b>
	worktops up to	700mm deep	per m <sup>1</sup>	CO13-3-070	623,00	<b>753,83</b>
	worktops up to	800mm deep	per m <sup>1</sup>	CO13-3-080	688,00	<b>832,48</b>
	worktops up to	900mm deep	per m <sup>1</sup>	CO13-3-090	745,00	<b>901,45</b>
	worktops up to	1000mm deep	per m <sup>1</sup>	CO13-3-100	823,00	<b>995,83</b>
	worktops up to	1100mm deep	per m <sup>1</sup>	CO13-3-110	869,00	<b>1.051,49</b>
	worktops up to	1200mm deep	per m <sup>1</sup>	CO13-3-120	926,00	<b>1.120,46</b>
	worktops up to	1350mm deep	per m <sup>1</sup>	CO13-3-135	982,00	<b>1.188,22</b>
	worktops up to	1500mm deep	per m <sup>1</sup>	CO13-3-150	1.030,00	<b>1.246,30</b>


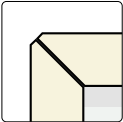






Corner connections						
Corner connection 1	(angle connection)		per unit	CO13-HV1	55,00	<b>66,55</b>
Corner connection 2	(mitre coupling)		per unit	CO13-HV2	128,00	<b>154,88</b>
Corner connection 3	(angled section with mitre joint)		per unit	CO13-x-HV3-105	877,00	<b>1.061,17</b>
Corner connection 3a	(slanted corner part with angled coupling)		per unit	CO13-x-HV3A-105	877,00	<b>1.061,17</b>
Corner connection 4	(full angle section with mitre joint)		per unit	CO13-x-HV4-105	1.034,00	<b>1.251,14</b>
Corner connection 4a	(full angle section with mitre joint)		per unit	CO13-x-HV4A-105	1.034,00	<b>1.251,14</b>

\* replace 'x' with condition group number (0, 9, 1, 2, or 3)




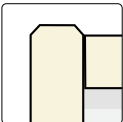






Edge finishing double facet					order no.	€ excl. VAT	€ incl. VAT
		2F		per m <sup>1</sup>	CO13-2F	45,00	<b>54,45</b>

12 mm double facet edge

Edge finish mitre							
		VF02		per m <sup>1</sup>	CO13-VF02	106,00	<b>128,26</b>
		VF03 *		per m <sup>1</sup>	CO13-VF03	106,00	<b>128,26</b>
		VF04		per m <sup>1</sup>	CO13-VF04	130,00	<b>157,30</b>
		VF06		per m <sup>1</sup>	CO13-VF06	165,00	<b>199,65</b>
		VF08		per m <sup>1</sup>	CO13-VF08	202,00	<b>244,42</b>
		VF10		per m <sup>1</sup>	CO13-VF10	234,00	<b>283,14</b>
*VF03 has a height of 32mm. Take this into account							


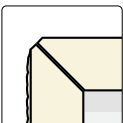






Mitre edge 20 mm up to 100 mm with facet

\*VF03 has a height of 32mm. Take this into account

Edge finishing waterstop							
		FW02		per m <sup>1</sup>	CO13-FW02	106,00	<b>128,26</b>
		FW03*		per m <sup>1</sup>	CO13-FW03	106,00	<b>128,26</b>
		FW04		per m <sup>1</sup>	CO13-FW04	130,00	<b>157,30</b>
		FW06		per m <sup>1</sup>	CO13-FW06	165,00	<b>199,65</b>
		FW08		per m <sup>1</sup>	CO13-FW08	202,00	<b>244,42</b>
		FW10		per m <sup>1</sup>	CO13-FW10	234,00	<b>283,14</b>
*FW03 has a height of 34mm. Take this into account							

Waterstop 22 to 102 mm with facet

\*FW03 has a height of 34mm. Take this into account

Edge chiseled							
		FR02		per m <sup>1</sup>	CO13-FR02	224,00	<b>271,04</b>
		FR03 *		per m <sup>1</sup>	CO13-FR03	224,00	<b>271,04</b>
		FR04		per m <sup>1</sup>	CO13-FR04	248,00	<b>300,08</b>
		FR06		per m <sup>1</sup>	CO13-FR06	284,00	<b>343,64</b>
		FR08		per m <sup>1</sup>	CO13-FR08	320,00	<b>387,20</b>
		FR10		per m <sup>1</sup>	CO13-FR10	352,00	<b>425,92</b>
*FR03 has a height of 32mm. Take this into account							

Sissled edge 20 to 100 mm

\*FR03 has a height of 32mm. Take this into account

## Pay attention!

- > In case of a high-cabinet finishing, always order and calculate the entire side/edge.
- > For polished edges (2F, innerside of a untermount sink etc.) applies that in case of a Velvet, Silt or Wave surface finishing, the finishing of the edge will become smooth and therefore be different than the surface of the worktop.
- > Other edge finishings on request.

Cut-outs			order no.	€ excl. VAT	€ incl. VAT
Cut-out built-up hob up to 600 mm deep		per unit	CO13-KOOK-OP1	154,00	<b>186,34</b>
Cut-out built-on hob with a depth larger than 600 mm		per unit	CO13-KOOK-OP2	201,00	<b>243,21</b>
Cut out integrated hot plate (send a technical drawing please)		per unit	CO-UIT-KOOK-I	387,00	<b>468,27</b>
Cut-out "fork"-joint Type A (calculate 2x), max. size of 20 x 450 mm		per unit	CO13-KOOK-OP	100,50	<b>121,61</b>
Cut out integrated powerport / control panel Selsiuz / Gessi / Osiris (max. 200 x 200 mm)		per unit	CO-UITVKKL	204,00	<b>246,84</b>
Cut-out integrated sink max. 450 x 450 mm		per unit	CO-UITVK	263,00	<b>318,23</b>
Cut-out integrated sink max. 450 x 450 mm		per unit	CO-UITVKGR	348,00	<b>421,08</b>
Cut-out undermount sink max. 450 x 450 mm		per unit	CO-ONDVK	457,00	<b>552,97</b>
Cut-out undermount sink larger than 450 x 450 mm		per unit	CO-ONDVKGR	571,00	<b>690,91</b>
Surcharge for sinks outside the collection (.....=article number cut-out)		per unit	.....B	100,00	<b>121,00</b>
Tap hole in worktop (mention diameter)		per unit	CO13-KRG	42,00	<b>50,82</b>
Tap hole in the kitchen sink (mention diameter)		per unit	KRG035	24,50	<b>29,65</b>
Cut out for surface-mounted powerport / socket (Ø 70-120 mm)		per unit	CO13-KPL-ROND	123,00	<b>148,83</b>

NB! (flush-mounted) hobs and sinks with a weight of  $\geq 20$  kg need additional support. Use our support set for this.

Extra works					
Beveled side without edge finishing (with edge finishing from 50 x 50 mm).		per unit	CO13-S	79,00	<b>95,59</b>
Rounded corner up to radius 300 mm, without edge finishing		per unit	CO13-R30	180,00	<b>217,80</b>
Rounded corner from radius 300 mm, without edge finishing		per unit	CO13-R31	331,00	<b>400,51</b>
Double cut-out (two sides), without edge finishing		per unit	CO13-KOL-A	90,00	<b>108,90</b>
Triple cut-out (three sides), without edge finishing		per unit	CO13-KOL3-A	117,00	<b>141,57</b>
Special reinforcement for dishwasher (600 x 600 mm a € 204 / m <sup>2</sup> )		per unit	CO13-ONDZ-VW	76,32	<b>92,35</b>
Full glued construction		per m <sup>2</sup>	CO-ONDZ-MAS	212,00	<b>256,52</b>
Extra reinforcement (in connection with free-hanging parts) from VF03.		per m <sup>2</sup>	CO-ONDZ-VERST	362,00	<b>438,02</b>
Cascade A (1000 mm length)		per unit	CO-CASCADE	1.471,00	<b>1.779,91</b>
Cascade B (1500 mm length)		per unit	CO-CASCADE2	1.634,00	<b>1.977,14</b>
Drain grooves A (4 pcs. 400 mm)		per unit	CO-AFD4-400	338,00	<b>408,98</b>
Drain grooves A (4 pcs. 500 mm)		per unit	CO-AFD4-500	447,00	<b>540,87</b>



Always calculate the edge finishing on a machining separately!

Maintenance kit					
Evora Care Kit*		per unit	290132	27,27	<b>33,00</b>

The Evora Care Kit is a cleaner for periodic maintenance. Easily removes dirt and signs of use from the Evora worktop.



\* supplied as standard and calculated with every order











Easy				order no.	excl. VAT	incl. VAT
 <p>20 mm composite stone (glued under) without edge finish</p> 	worktops up to	300mm deep	per m <sup>1</sup>	CO20-0-030	165,00	<b>199,65</b>
	worktops up to	600mm deep	per m <sup>1</sup>	CO20-0-060	249,00	<b>301,29</b>
	worktops up to	650mm deep	per m <sup>1</sup>	CO20-0-065	267,00	<b>323,07</b>
	worktops up to	700mm deep	per m <sup>1</sup>	CO20-0-070	328,00	<b>396,88</b>
	worktops up to	800mm deep	per m <sup>1</sup>	CO20-0-080	376,00	<b>454,96</b>
	worktops up to	900mm deep	per m <sup>1</sup>	CO20-0-090	446,00	<b>539,66</b>
	worktops up to	1000mm deep	per m <sup>1</sup>	CO20-0-100	490,00	<b>592,90</b>
	worktops up to	1100mm deep	per m <sup>1</sup>	CO20-0-110	542,00	<b>655,82</b>
	worktops up to	1200mm deep	per m <sup>1</sup>	CO20-0-120	616,00	<b>745,36</b>
	worktops up to	1350mm deep	per m <sup>1</sup>	CO20-0-135	661,00	<b>799,81</b>
	worktops up to	1500mm deep	per m <sup>1</sup>	CO20-0-150	711,00	<b>860,31</b>

6


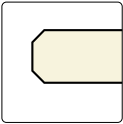

20 mm

Smart						
 <p>20 mm composite stone (glued under) without edge finish</p> 	worktops up to	300mm deep	per m <sup>1</sup>	CO20-9-030	193,00	<b>233,53</b>
	worktops up to	600mm deep	per m <sup>1</sup>	CO20-9-060	307,00	<b>371,47</b>
	worktops up to	650mm deep	per m <sup>1</sup>	CO20-9-065	332,00	<b>401,72</b>
	worktops up to	700mm deep	per m <sup>1</sup>	CO20-9-070	397,00	<b>480,37</b>
	worktops up to	800mm deep	per m <sup>1</sup>	CO20-9-080	453,00	<b>548,13</b>
	worktops up to	900mm deep	per m <sup>1</sup>	CO20-9-090	519,00	<b>627,99</b>
	worktops up to	1000mm deep	per m <sup>1</sup>	CO20-9-100	579,00	<b>700,59</b>
	worktops up to	1100mm deep	per m <sup>1</sup>	CO20-9-110	633,00	<b>765,93</b>
	worktops up to	1200mm deep	per m <sup>1</sup>	CO20-9-120	699,00	<b>845,79</b>
	worktops up to	1350mm deep	per m <sup>1</sup>	CO20-9-135	757,00	<b>915,97</b>
	worktops up to	1500mm deep	per m <sup>1</sup>	CO20-9-150	843,00	<b>1.020,03</b>

Classic						
 <p>20 mm composite stone (glued under) without edge finish</p> 	worktops up to	300mm deep	per m <sup>1</sup>	CO20-1-030	216,00	<b>261,36</b>
	worktops up to	600mm deep	per m <sup>1</sup>	CO20-1-060	394,00	<b>476,74</b>
	worktops up to	650mm deep	per m <sup>1</sup>	CO20-1-065	420,00	<b>508,20</b>
	worktops up to	700mm deep	per m <sup>1</sup>	CO20-1-070	482,00	<b>583,22</b>
	worktops up to	800mm deep	per m <sup>1</sup>	CO20-1-080	548,00	<b>663,08</b>
	worktops up to	900mm deep	per m <sup>1</sup>	CO20-1-090	614,00	<b>742,94</b>
	worktops up to	1000mm deep	per m <sup>1</sup>	CO20-1-100	681,00	<b>824,01</b>
	worktops up to	1100mm deep	per m <sup>1</sup>	CO20-1-110	747,00	<b>903,87</b>
	worktops up to	1200mm deep	per m <sup>1</sup>	CO20-1-120	814,00	<b>984,94</b>
	worktops up to	1350mm deep	per m <sup>1</sup>	CO20-1-135	889,00	<b>1.075,69</b>
	worktops up to	1500mm deep	per m <sup>1</sup>	CO20-1-150	946,00	<b>1.144,66</b>

Corner connections						
Corner connection 1	(angle connection)		per unit	CO20-HV1	55,00	<b>66,55</b>
Corner connection 2	(mitre coupling)		per unit	CO20-HV2	128,00	<b>154,88</b>
Corner connection 3	(angled section with mitre joint)		per unit	CO20-x-HV3-105	877,00	<b>1.061,17</b>
Corner connection 3a	(slanted corner part with angled coupling)		per unit	CO20-x-HV3A-105	877,00	<b>1.061,17</b>
Corner connection 4	(full angle section with mitre joint)		per unit	CO20-x-HV4-105	1.034,00	<b>1.251,14</b>
Corner connection 4a	(full angle section with mitre joint)		per unit	CO20-x-HV4A-105	1.034,00	<b>1.251,14</b>

\* replace 'x' with condition group number (0, 9, 1, or 2)

Edge finishing double facet		order no.	€ excl. VAT	€ incl. VAT
	 2F	 per m <sup>1</sup> CO20-2F	45,00	54,45













Double faceted edge 20 mm

**Pay attention!**










- > In case of a high-cabinet finishing, always order and calculate the entire side/edge.
- > For polished edges (2F, innerside of a untermount sink etc.) applies that in case of a Velvet, Silt or Wave surface finishing, the finishing of the edge will become smooth and therefore be different than the surface of the worktop.
- > Other edge finishings on request.



Worktop Evora Quartz Nebula (P)

Cut-outs			order no.	€ excl. VAT	€ incl. VAT
Cut-out built-up hob up to 600 mm deep		per unit	CO20-KOOK-OP1	154,00	<b>186,34</b>
Cut-out built-on hob with a depth larger than 600 mm		per unit	CO20-KOOK-OP2	201,00	<b>243,21</b>
Cut out integrated hot plate (send a technical drawing please)		per unit	CO-UIT-KOOK-I	387,00	<b>468,27</b>
Cut-out "fork"-joint Type A (calculate 2x), max. size of 20 x 450 mm		per unit	CO20-KOOK-OP	100,50	<b>121,61</b>
Cut out integrated powerport / control panel Selsiuz / Gessi / Osiris (max. 200 x 200 mm)		per unit	CO-UITVKKL	204,00	<b>246,84</b>
Cut-out integrated sink max. 450 x 450 mm		per unit	CO-UITVK	263,00	<b>318,23</b>
Cut-out integrated sink max. 450 x 450 mm		per unit	CO-UITVKGR	348,00	<b>421,08</b>
Cut-out undermount sink max. 450 x 450 mm		per unit	CO-ONDVK	457,00	<b>552,97</b>
Cut-out undermount sink larger than 450 x 450 mm		per unit	CO-ONDVKGR	571,00	<b>690,91</b>
Surcharge for sinks outside the collection (.....=article number cut-out)		per unit	.....B	100,00	<b>121,00</b>
Tap hole in worktop (mention diameter)		per unit	CO20-KRG	42,00	<b>50,82</b>
Tap hole in the kitchen sink (mention diameter)		per unit	KRG035	24,50	<b>29,65</b>
Cut out for surface-mounted powerport / socket (Ø 70-120 mm)		per unit	CO20-KPL-ROND	123,00	<b>148,83</b>

NB! (flush-mounted) hobs and sinks with a weight of  $\geq 20$  kg need additional support. Use our support set for this.

Extra works					
Beveled side without edge finishing (with edge finishing from 50 x 50 mm).		per unit	CO20-S	79,00	<b>95,59</b>
Rounded corner up to radius 300 mm, without edge finishing		per unit	CO20-R30	180,00	<b>217,80</b>
Rounded corner from radius 300 mm, without edge finishing		per unit	CO20-R31	331,00	<b>400,51</b>
Double cut-out (two sides), without edge finishing		per unit	CO20-KOL-A	90,00	<b>108,90</b>
Triple cut-out (three sides), without edge finishing		per unit	CO20-KOL3-A	117,00	<b>141,57</b>
Special reinforcement for dishwasher (600 x 600 mm a € 204 / m <sup>2</sup> )		per unit	CO20-ONDZ-VW	76,32	<b>92,35</b>
Full glued construction		per m <sup>2</sup>	CO-ONDZ-MAS	212,00	<b>256,52</b>
Extra reinforcement (in connection with free-hanging parts) from VF03.		per m <sup>2</sup>	CO-ONDZ-VERST	362,00	<b>438,02</b>
Cascade A (1000 mm length)		per unit	CO-CASCADE	1.471,00	<b>1.779,91</b>
Cascade B (1500 mm length)		per unit	CO-CASCADE2	1.634,00	<b>1.977,14</b>
Drain grooves A (4 pcs. 400 mm)		per unit	CO-AFD4-400	338,00	<b>408,98</b>
Drain grooves A (4 pcs. 500 mm)		per unit	CO-AFD4-500	447,00	<b>540,87</b>

Always calculate the edge finishing on a machining separately!

Maintenance kit					
Evora Care Kit*		per unit	290132	27,27	<b>33,00</b>



The Evora Care Kit is a cleaner for periodic maintenance. Easily removes dirt and signs of use from the Evora worktop.

\* supplied as standard and calculated with every order



Easy 12 mm thick (without edge finishing)			order no.	€ excl. VAT	€ incl. VAT
Wall panels up to	50 mm high (max. size is 2500 mm)	per m <sup>1</sup>	CONAW-0-005	30,00	<b>36,30</b>
Wall panels up to	100 mm high	per m <sup>1</sup>	CONAW-0-010	47,00	<b>56,87</b>
Wall panels up to	200 mm high	per m <sup>1</sup>	CONAW-0-020	92,00	<b>111,32</b>
Wall panels up to	300 mm high	per m <sup>1</sup>	CONAW-0-030	150,00	<b>181,50</b>
Wall panels up to	400 mm high	per m <sup>1</sup>	CONAW-0-040	174,00	<b>210,54</b>
Wall panels up to	500 mm high	per m <sup>1</sup>	CONAW-0-050	195,00	<b>235,95</b>
Wall panels up to	600 mm high	per m <sup>1</sup>	CONAW-0-060	226,00	<b>273,46</b>
Wall panels up to	700 mm high	per m <sup>1</sup>	CONAW-0-070	298,00	<b>360,58</b>
Wall panels up to	800 mm high	per m <sup>1</sup>	CONAW-0-080	342,00	<b>413,82</b>
Wall panels up to	900 mm high	per m <sup>1</sup>	CONAW-0-090	405,00	<b>490,05</b>
Wall panels up to	1000 mm high	per m <sup>1</sup>	CONAW-0-100	445,00	<b>538,45</b>
Wall panels up to	1100 mm high	per m <sup>1</sup>	CONAW-0-110	493,00	<b>596,53</b>
Wall panels up to	1200 mm high	per m <sup>1</sup>	CONAW-0-120	560,00	<b>677,60</b>
Wall panels up to	1350 mm high	per m <sup>1</sup>	CONAW-0-135	601,00	<b>727,21</b>
Wall panels up to	1500 mm high	per m <sup>1</sup>	CONAW-0-150	646,00	<b>781,66</b>



Smart 12 mm thick (without edge finish)					
Wall panels up to	50 mm high (max. size is 2500 mm)	per m <sup>1</sup>	CONAW-9-005	36,00	<b>43,56</b>
Wall panels up to	100 mm high	per m <sup>1</sup>	CONAW-9-010	53,00	<b>64,13</b>
Wall panels up to	200 mm high	per m <sup>1</sup>	CONAW-9-020	104,00	<b>125,84</b>
Wall panels up to	300 mm high	per m <sup>1</sup>	CONAW-9-030	175,00	<b>211,75</b>
Wall panels up to	400 mm high	per m <sup>1</sup>	CONAW-9-040	207,00	<b>250,47</b>
Wall panels up to	500 mm high	per m <sup>1</sup>	CONAW-9-050	245,00	<b>296,45</b>
Wall panels up to	600 mm high	per m <sup>1</sup>	CONAW-9-060	279,00	<b>337,59</b>
Wall panels up to	700 mm high	per m <sup>1</sup>	CONAW-9-070	361,00	<b>436,81</b>
Wall panels up to	800 mm high	per m <sup>1</sup>	CONAW-9-080	412,00	<b>498,52</b>
Wall panels up to	900 mm high	per m <sup>1</sup>	CONAW-9-090	472,00	<b>571,12</b>
Wall panels up to	1000 mm high	per m <sup>1</sup>	CONAW-9-100	526,00	<b>636,46</b>
Wall panels up to	1100 mm high	per m <sup>1</sup>	CONAW-9-110	575,00	<b>695,75</b>
Wall panels up to	1200 mm high	per m <sup>1</sup>	CONAW-9-120	635,00	<b>768,35</b>
Wall panels up to	1350 mm high	per m <sup>1</sup>	CONAW-9-135	688,00	<b>832,48</b>
Wall panels up to	1500 mm high	per m <sup>1</sup>	CONAW-9-150	766,00	<b>926,86</b>






Classic 12 mm thick (without edge finishing)					
Wall panels up to	50 mm high (max. size is 2500 mm)	per m <sup>1</sup>	CONAW-1-005	42,00	<b>50,82</b>
Wall panels up to	100 mm high	per m <sup>1</sup>	CONAW-1-010	60,00	<b>72,60</b>
Wall panels up to	200 mm high	per m <sup>1</sup>	CONAW-1-020	122,00	<b>147,62</b>
Wall panels up to	300 mm high	per m <sup>1</sup>	CONAW-1-030	196,00	<b>237,16</b>
Wall panels up to	400 mm high	per m <sup>1</sup>	CONAW-1-040	242,00	<b>292,82</b>
Wall panels up to	500 mm high	per m <sup>1</sup>	CONAW-1-050	296,00	<b>358,16</b>
Wall panels up to	600 mm high	per m <sup>1</sup>	CONAW-1-060	358,00	<b>433,18</b>
Wall panels up to	700 mm high	per m <sup>1</sup>	CONAW-1-070	438,00	<b>529,98</b>
Wall panels up to	800 mm high	per m <sup>1</sup>	CONAW-1-080	498,00	<b>602,58</b>
Wall panels up to	900 mm high	per m <sup>1</sup>	CONAW-1-090	558,00	<b>675,18</b>
Wall panels up to	1000 mm high	per m <sup>1</sup>	CONAW-1-100	619,00	<b>748,99</b>
Wall panels up to	1100 mm high	per m <sup>1</sup>	CONAW-1-110	679,00	<b>821,59</b>
Wall panels up to	1200 mm high	per m <sup>1</sup>	CONAW-1-120	740,00	<b>895,40</b>
Wall panels up to	1350 mm high	per m <sup>1</sup>	CONAW-1-135	808,00	<b>977,68</b>
Wall panels up to	1500 mm high	per m <sup>1</sup>	CONAW-1-150	860,00	<b>1.040,60</b>










Premium 12 mm thick (without edge finish)			order no.	€ excl. VAT	€ incl. VAT
Wall panels up to	50 mm high (max. size is 2500 mm)	per m <sup>1</sup>	CONAW-2-005	50,00	<b>60,50</b>
Wall panels up to	100 mm high	per m <sup>1</sup>	CONAW-2-010	73,00	<b>88,33</b>
Wall panels up to	200 mm high	per m <sup>1</sup>	CONAW-2-020	148,00	<b>179,08</b>
Wall panels up to	300 mm high	per m <sup>1</sup>	CONAW-2-030	231,00	<b>279,51</b>
Wall panels up to	400 mm high	per m <sup>1</sup>	CONAW-2-040	297,00	<b>359,37</b>
Wall panels up to	500 mm high	per m <sup>1</sup>	CONAW-2-050	368,00	<b>445,28</b>
Wall panels up to	600 mm high	per m <sup>1</sup>	CONAW-2-060	455,00	<b>550,55</b>
Wall panels up to	700 mm high	per m <sup>1</sup>	CONAW-2-070	526,00	<b>636,46</b>
Wall panels up to	800 mm high	per m <sup>1</sup>	CONAW-2-080	601,00	<b>727,21</b>
Wall panels up to	900 mm high	per m <sup>1</sup>	CONAW-2-090	667,00	<b>807,07</b>
Wall panels up to	1000 mm high	per m <sup>1</sup>	CONAW-2-100	740,00	<b>895,40</b>
Wall panels up to	1100 mm high	per m <sup>1</sup>	CONAW-2-110	772,00	<b>934,12</b>
Wall panels up to	1200 mm high	per m <sup>1</sup>	CONAW-2-120	822,00	<b>994,62</b>
Wall panels up to	1350 mm high	per m <sup>1</sup>	CONAW-2-135	882,00	<b>1.067,22</b>
Wall panels up to	1500 mm high	per m <sup>1</sup>	CONAW-2-150	970,00	<b>1.173,70</b>
Ultimo / Eternal 12 mm thick (without edge finishing)					
Wall panels up to	50 mm high (max. size is 2500 mm)	per m <sup>1</sup>	CONAW-3-005	57,00	<b>68,97</b>
Wall panels up to	100 mm high	per m <sup>1</sup>	CONAW-3-010	84,00	<b>101,64</b>
Wall panels up to	200 mm high	per m <sup>1</sup>	CONAW-3-020	183,00	<b>221,43</b>
Wall panels up to	300 mm high	per m <sup>1</sup>	CONAW-3-030	289,00	<b>349,69</b>
Wall panels up to	400 mm high	per m <sup>1</sup>	CONAW-3-040	359,00	<b>434,39</b>
Wall panels up to	500 mm high	per m <sup>1</sup>	CONAW-3-050	437,00	<b>528,77</b>
Wall panels up to	600 mm high	per m <sup>1</sup>	CONAW-3-060	526,00	<b>636,46</b>
Wall panels up to	700 mm high	per m <sup>1</sup>	CONAW-3-070	623,00	<b>753,83</b>
Wall panels up to	800 mm high	per m <sup>1</sup>	CONAW-3-080	688,00	<b>832,48</b>
Wall panels up to	900 mm high	per m <sup>1</sup>	CONAW-3-090	745,00	<b>901,45</b>
Wall panels up to	1000 mm high	per m <sup>1</sup>	CONAW-3-100	823,00	<b>995,83</b>
Wall panels up to	1100 mm high	per m <sup>1</sup>	CONAW-3-110	869,00	<b>1.051,49</b>
Wall panels up to	1200 mm high	per m <sup>1</sup>	CONAW-3-120	926,00	<b>1.120,46</b>
Wall panels up to	1350 mm high	per m <sup>1</sup>	CONAW-3-135	982,00	<b>1.188,22</b>
Wall panels up to	1500 mm high	per m <sup>1</sup>	CONAW-3-150	1.030,00	<b>1.246,30</b>



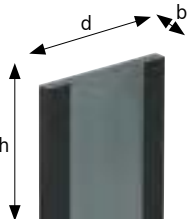


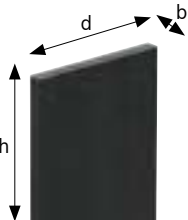
Finish			order no.	€ excl. VAT	€ incl. VAT
Polishing visible side - single facet (1F)		per m <sup>1</sup>	CONAW-1F	40,00	<b>48,40</b>
Polishing visible side - double facet (2F)		per m <sup>1</sup>	CONAW-2F	45,00	<b>54,45</b>
sawing the side of the worktop in mitre (45 degrees)		per m <sup>1</sup>	CONAW-I22	76,00	<b>91,96</b>
60 mm polished bottom, front double facet (2F)		per m <sup>1</sup>	CONAW-2FPO	116,00	<b>140,36</b>
Bottom side fully polished		per m <sup>2</sup>	CONAW-ONDZ-POL	930,00	<b>1.125,30</b>

Cut-outs					
Wall sockets cut-outs (70 mm round)		per unit	CONAW-KRG070	62,00	<b>75,02</b>
Other cut-outs (smaller than 490 x 450 mm)		per unit	CONAW-KOOK-OP	100,50	<b>121,61</b>
Cut-out for raised edge		per unit	CONAW-WK	31,00	<b>37,51</b>

Extra works					
Oblique side without edge finishing		per unit	CONAW-S-A	79,00	<b>95,59</b>
Rounded corner up to radius 300 mm, without edge finishing		per unit	CONAW-R30	180,00	<b>217,80</b>
Rounded corner from radius 300 mm, without edge finishing		per unit	CONAW-R31	331,00	<b>400,51</b>
Double cut-out (two sides), without edge finishing		per unit	CONAW-KOL-A	90,00	<b>108,90</b>
Triple cut-out (three sides), without edge finishing		per unit	CONAW-KOL3-A	117,00	<b>141,57</b>

Always calculate the extra works and edging finishings separately!

Side panel type A semi freestanding					
	Side panels up to 300mm deep	per m <sup>1</sup>	COSTOL-A-030	670,00	<b>810,70</b>
	Side panels up to 650mm deep	per m <sup>1</sup>	COSTOL-A-065	931,00	<b>1.126,51</b>
	Side panels up to 900 mm deep	per m <sup>1</sup>	COSTOL-A-090	1.117,00	<b>1.351,57</b>
	Side panels up to 1200 mm deep	per m <sup>1</sup>	COSTOL-A-120	1.297,00	<b>1.569,37</b>
	Side panels up to 1500mm deep	per m <sup>1</sup>	COSTOL-A-150	1.618,00	<b>1.957,78</b>
	Side panel width 32 to 100 mm VF03 has a height of 32mm. Take this into account				

Side panel type B freestanding					
	Side panels up to 300mm deep	per m <sup>1</sup>	COSTOL-B-030	899,00	<b>1.087,79</b>
	Side panels up to 650mm deep	per m <sup>1</sup>	COSTOL-B-065	1.161,00	<b>1.404,81</b>
	Side panels up to 900 mm deep	per m <sup>1</sup>	COSTOL-B-090	1.525,00	<b>1.845,25</b>
	Side panels up to 1200 mm deep	per m <sup>1</sup>	COSTOL-B-120	1.928,00	<b>2.332,88</b>
	Side panels up to 1500mm deep	per m <sup>1</sup>	COSTOL-B-150	2.261,00	<b>2.735,81</b>
	Side panel width 32 to 100 mm VF03 has a height of 32mm. Take this into account				

- > The front- and backside are standard finished. So side panels can be used in combination with base cabinets - both free standing or against de wall.
- > The visible components on the cabinet side, such as by the plinth and door are finished in Fenix. finished in Evora Quartz.
- > The non-visible parts of type A on the cabinet side are finished in wood so the side panels can be easily installed with screws to the cabinet.
- > Type A is on the backside finished with 140 mm converted.
- > The tolerances in measurement between worktop, cabinet and side panel are very critical. For this reason, we recommend 2 mm overhang per visible side of the worktop relative to the side panel.
- > To guarantee a good connection between the worktop and these panel we advise you indicate on which side the side panel will be installed.
- > Side panels that serve as support for tables without lower cabinets are on request.
- > Calculate this per part: round off to the nearest 100 mm (above), minimum is 600 mm.

## Advantages



Natural material



Extensive colour collection



Unique colours and structures



UV resistant

## Icons



Price group to which this article belongs.  
Some articles have a different discount, this  
is mentioned separately.



Maximum length



Maximum width



Spot sensitive surface



Irregular surface



a veined pattern does not standard  
continue in the other parts of the worktop



Large colour gradient in the worktops.  
Attention at joints



New colour in the collection

## Approvals



TruStone



AMK





# EVORA COMPACT GRANITE



















**Contents:**

- 7.3 Colour options
- 7.8 Product information
- 7.13 Base material
- 7.14 Edge finishes
- 7.15 Extra works
- 7.16 Panels, skirts and window sills
- 7.17 Extra works and side panels




















































Worktop Evora Compact Granite Tan Brown





















































Easy	colour sample	full panel
<p>Colour: <b>Angola Black P</b></p> <p>Thickness: 12 mm</p> <p>Surface: Polished</p> <p>Max. dimensions: 2900 1350</p>		
<p>Colour: <b>Bangalore White P</b></p> <p>Thickness: 12 mm</p> <p>Surface: Polished</p> <p>Max. dimensions: 2900 1350</p> <p>Particularities:  </p>		
<p>Colour: <b>Black Label P</b></p> <p>Thickness: 12 mm</p> <p>Surface: Polished</p> <p>Max. dimensions: 2900 1350</p>		
<p>Colour: <b>Dark Pearl P</b></p> <p>Thickness: 12 mm</p> <p>Surface: Polished</p> <p>Max. dimensions: 2900 1350</p>		
<p>Colour: <b>Gambia Black P</b></p> <p>Thickness: 12 mm</p> <p>Surface: Polished</p> <p>Max. dimensions: 2900 1350</p>		
<p>Colour: <b>Impala P</b></p> <p>Thickness: 12 mm</p> <p>Surface: Polished</p> <p>Max. dimensions: 2900 1350</p>		
<p>Colour: <b>Platinum Grey P</b></p> <p>Thickness: 12 mm</p> <p>Surface: Polished</p> <p>Max. dimensions: 2900 1350</p>		
<p>Colour: <b>Tan Brown P</b></p> <p>Thickness: 12 mm</p> <p>Surface: Polished</p> <p>Max. dimensions: 2900 1350</p>		

Although the pictures in this chapter give you a good impression of our colours, there might be slightly differences in reality. Therefore, we recommend to always consult your samples.




















Smart	colour sample	full panel
<p>Colour: <b>Black Galaxy</b> </p> <p>Thickness: 12 mm</p> <p>Surface: Polished</p> <p>Max. dimensions:  </p>		
<p>Colour: <b>Dark Pearl</b> </p> <p>Thickness: 12 mm</p> <p>Surface: Lapato</p> <p>Max. dimensions:  </p> <p>Particularities:  </p>		
<p>Colour: <b>Dark Pearl</b> </p> <p>Thickness: 12 mm</p> <p>Surface: Riverwashed</p> <p>Max. dimensions:  </p> <p>Particularities:  </p>		
<p>Colour: <b>Gambia Black</b> </p> <p>Thickness: 12 mm</p> <p>Surface: Riverwashed</p> <p>Max. dimensions:  </p> <p>Particularities:  </p>		
<p>Colour: <b>Misty Black</b> </p> <p>Thickness: 12 mm</p> <p>Surface: Honed</p> <p>Max. dimensions:  </p> <p>Particularities: </p>		
<p>Colour: <b>Misty Black</b> </p> <p>Thickness: 12 mm</p> <p>Surface: Polished</p> <p>Max. dimensions:  </p>		
<p>Colour: <b>Shivakashi</b> </p> <p>Thickness: 12 mm</p> <p>Surface: Polished</p> <p>Max. dimensions:  </p> <p>Particularities: </p>		
<p>Colour: <b>Tan Brown</b> </p> <p>Thickness: 12 mm</p> <p>Surface: Lapato</p> <p>Max. dimensions:  </p> <p>Particularities:  </p>		

Although the pictures in this chapter give you a good impression of our colours, there might be slightly differences in reality. Therefore, we recommend to always consult your samples.

Classic		colour sample	full panel
<p>Colour: <b>Bangalore White</b> </p> <p>Thickness: 12 mm</p> <p>Surface: Antique</p> <p>Max. dimensions:  </p> <p>Particularities:  </p>			
<p>Colour: <b>Dark Pearl</b> </p> <p>Thickness: 12 mm</p> <p>Surface: Antique</p> <p>Max. dimensions:  </p> <p>Particularities:  </p>			
<p>Colour: <b>Dark Pearl</b> </p> <p>Thickness: 12 mm</p> <p>Surface: Honed</p> <p>Max. dimensions:  </p> <p>Particularities: </p>			
<p>Colour: <b>Gambia Black</b> </p> <p>Thickness: 12 mm</p> <p>Surface: Antique</p> <p>Max. dimensions:  </p> <p>Particularities:  </p>			
<p>Colour: <b>Gambia Black</b> </p> <p>Thickness: 12 mm</p> <p>Surface: Honed</p> <p>Max. dimensions:  </p> <p>Particularities: </p>			
<p>Colour: <b>Multicolor Red</b> </p> <p>Thickness: 12 mm</p> <p>Surface: Polished</p> <p>Max. dimensions:  </p> <p>Particularities: </p>			
<p>Colour: <b>Titanium</b></p> <p>Thickness: 12 mm</p> <p>Surface: Polished</p> <p>Max. dimensions:  </p> <p>Particularities: </p>		 	
<p>Colour: <b>Titanium</b> </p> <p>Thickness: 12 mm</p> <p>Surface: Lapato</p> <p>Max. dimensions:  </p> <p>Particularities: </p>		 	

Although the pictures in this chapter give you a good impression of our colours, there might be slightly differences in reality. Therefore, we recommend to always consult your samples.







Colour	thickness	surface texture	maximum size	particularities
<b>Easy</b>				
Angola Black	12 mm	P - Polished	2900 x 1350 mm	
Bangalore White	12 mm	P - Polished	2900 x 1350 mm	
Black Label	12 mm	P - Polished	2900 x 1350 mm	
Dark Pearl	12 mm	P - Polished	2900 x 1350 mm	
Gambia Black	12 mm	P - Polished	2900 x 1350 mm	
Impala	12 mm	P - Polished	2900 x 1350 mm	
Platinum Gray	12 mm	P - Polished	2900 x 1350 mm	
Tan Brown	12 mm	P - Polished	2900 x 1350 mm	
<b>Smart</b>				
Black Galaxy	12 mm	P - Polished	2900 x 1350 mm	
Dark Pearl	12 mm	L - Lapato	2900 x 1350 mm	
Dark Pearl	12 mm	R - Riverwashed	2900 x 1350 mm	
Gambia Black	12 mm	R - Riverwashed	2900 x 1350 mm	
Misty Black	12 mm	P - Polished	2900 x 1350 mm	
Misty Black	12 mm	H - Honed	2900 x 1350 mm	
Shivakashi	12 mm	P - Polished	2900 x 1350 mm	
Tan Brown	12 mm	L - Lapato	2900 x 1350 mm	
<b>Classic</b>				
Bangalore White	12 mm	A - Antique	2900 x 1350 mm	
Dark Pearl	12 mm	A - Antique	2900 x 1350 mm	
Dark Pearl	12 mm	H - Honed	2900 x 1350 mm	
Gambia Black	12 mm	A - Antique	2900 x 1350 mm	
Gambia Black	12 mm	H - Honed	2900 x 1350 mm	
Multicolor Red	12 mm	P - Polished	2900 x 1350 mm	
Titanium 	12 mm	P - Polished	2900 x 1350 mm	
Titanium 	12 mm	L - Lapato	2900 x 1350 mm	

NOTE: These colours are sampled by default.

In addition to the colours in the colour overview, Dekker Zevenhuizen can often also supply other common colours. Ask the sales department.

Dekker has no influence on the color, pattern and ease of use of these materials.

Worktops with colours outside the standard collection are ordered per commission. Cancellation is not possible. Delivery time will be two weeks longer.



## Explanation icons


- N** New colour in the collection
- S** Spot sensitive surface
- I** Irregular surface
- J** In case of a (corner) joint, a veined pattern does not automatically continue in the other part of the worktop.
- G** Large color gradient in the plate, from dark to light or a vein. This is not clearly visible on a sample piece. Particularly with coupling connections, a large contrast or color difference can arise. Always mention this during the sales conversation.
- A** Antique: rough surface with a coarse appearance. Grease and fingerprints are more likely to show.
- H** honed surface with a matte appearance. Fat and fingerprints are more likely to show .
- L** Lapato: leather finish with a higher gloss on the higher areas and a Honed appearance on the lower areas. Worktop requires the same attention as a Honed surface.
- P** polished surface with a shiny appearance.
- R** Riverwashed: rough surface with a matte and luxurious look. The rough surface requires an intensive and regular approach with cleaning and impregnation.

## Discontinued colours 2023 (Available in additional collection)

- Impala (A)
- Impala (H)



Detail possible corner connection.



Detail possible corner connection: worktop pattern does not run through by default.

### Material

#### Composition

igneous rock (consisting of quartz, feldspar and micaceous rock)

are formed by the cooling of magma that forces its way through cracks and fissures in the Earth's crust.

#### Underglueing

Evora Compact Granite is fully underglued with a sandwich panel of Hydropanel and PU foam. Reinforced with tubes of recycled plastic

#### Product description

(Max.) dimensions:	2900 x 1350 mm, larger dimensions are possible with some types of stone. Ask the sales office for the possibilities
Thickness:	12 mm Granite (fully glued construction) with sandwich panel consisting of magnesium board with a foam core
Weight:	approx. 35 kg/m <sup>2</sup> (based on a 40 mm thickened worktop)
surface structure:	<b>A</b> Antique <b>H</b> Honed <b>L</b> Lapato <b>P</b> Polished <b>R</b> Riverwashed
applications:	made-to-measure worktops, wallpanels, waterfalls and windowsills

### Properties

#### Advantages

- > less prone to breakage than standard granite
- > light weight due to 12mm core material
- > natural, robust appearance
- > more scratch-resistant than worktops of many other materials
- > large selection of shades and edge finishes

#### Surface textures

- > Antique/Burned (A) Granite has had a special treatment. Due to this, the surface is relatively rough and open in structure; dirt and moisture can absorb more quickly. Worktops with an Antique surface need to be impregnated more often before and after the first use compared to worktops with a polished surface.

- > Honed (H) is polished in a special way, resulting in a matte appearance. Due to this, the surface has different properties than polished Granite. Because of the honed surface, fingerprints and fat are more visible and the colour is less even than polished Granite. This structure need to be impregnated more often before and after the first use
- > Lapato (L) a Leather finish with a higher shine and a luxurious look. After Leathering "digs out" the softer parts of the stone, the Lapato process polishes the high spots of the sheet and leaves the lower areas to a deep "honed" look. The irregular surface means that dirt is more likely to show and the worktop requires the same attention as an Honed surface.
- > Polished (P) Granite has a shiny appearance and a smooth surface. This is the most maintenance friendly surface of granite
- > Riverwashed (R) is a friendly variant of the classic burnt or hammered surface. After the surface has been roughened with powerful water jets, the sharp edges are polished off with a brush. This gives a matt and luxurious appearance. The rough surface makes that dirt and stains are more visible and these worktops will need to be impregnated more often, both before and after initial use.

#### Important:

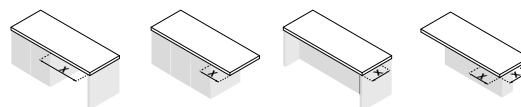
- > Use chopping boards and table mats (scratches, burned spots, broken/ thermal shocks cannot be repaired)!
- > worktops are impregnated
- > keep the impregnation 100% , by using the supplied care kit
- > differences in colour and/or structure compared to supplied samples are not excluded and do not constitute grounds for reclamation
- > Honed-, Riverwashed- and Antique varieties are more sensitive to stains due to their open structure (higher moisture absorption capacity). This is inherent to the material and no reason for reclamation
- > For all materials there are various natural variations, such as pits, cracks, veins, stains, material concentrations and colour and structure deviations. These are inherent to the material and no reason for reclamation.
- > stone sinks may discolour over time. This process is accelerated by a boiling water tap. This is no reason for reclamation.

- > stains caused during installation or by third parties and/or stains arising due to the use of the worktop are no reason for reclamation
- > never stand or sit on the worktop
- > for warranty conditions and General Terms and Conditions see: [www.dekkerzevenhuizen.nl/customerportal](http://www.dekkerzevenhuizen.nl/customerportal)

## Order

- > when calculating lengths, round up to 100 mm (min. 600 mm)
- > (standard) dimensional tolerance 3 mm (length, depth, height)
- > with 30, 40, 60, 80 and 100 mm high edge finishing completely underglued
- > order all worktop parts at the same time due to colour and structure differences between "blocks" (differences will be kept to a minimum, but some difference is inevitable!); when measuring at a later time, give us plus-minus sizes and inform us based on "reservation". In case of subsequent or re-deliveries, colour differences between parts are unavoidable and no reason for reclamation. Reserved material (for wallpanels) must be "ordered" within one month after delivery of the worktop (longer term possible in consultation).
- > always calculate machinings and edge finishings separately
- > material selection is recommended for some types of granite. These colours can be ordered additionally and different ordering and delivery conditions apply.
- > required distance between the front-/backside and the cut-outs is min. 60 mm (due to the reinforcement); min. distance between cut-outs is 50 mm; min. distance between cut-outs and the joint/sides is 60 mm
- > the following applies for all sides: keep a minimum of 2 mm overhang between the worktop and the side panel
- > keep at least 2 mm space between walls and cupboards (because of the possibility of expansion)
- > The worktop part can be reinforced from an edge height of 30 mm (VF03), which minimizes the sagging (up to 3 mm sagging falls within the tolerance) and it is immediately neatly finished on the underside. The kitchen drawing must indicate which part is freely hanging and where the support from the kitchen ends. Every situation is unique, but keep in mind as a general rule that for each free-hanging part, at least twice as large a part of extra reinforcement must be placed on the kitchen (average calculation factor

is 1.7). If the design shows larger spans, a recess is planned in the vicinity of the free-hanging part, or another constructive issue arises, please contact the office staff. When a solution is chosen with the use of a frame, this standard will be visible at the bottom.

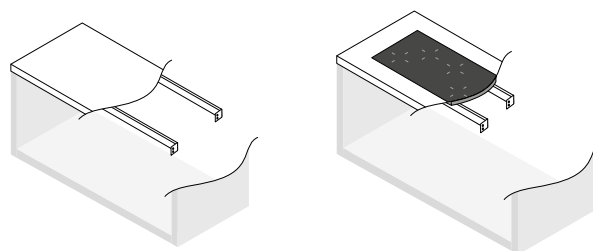


material-thickness (mm)	x = max. (mm):	x = max. (mm):	x = max. (mm):	x = max. (mm):
30 mm	800	200	200	200
40 mm	1200	350	350	300
60 mm	1500	400	350	300
80 mm	1800	450	350	300
100 mm	1800	450	350	300

**NOTE:** for 20 mm solid worktops (additional collection), these must always be fully supported

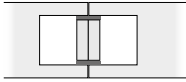
- > to prevent sagging of a solid (without undergluing) kitchen worktop of 20 mm (additional collection), the application of additional support is necessary. For large cabinets of 800 mm or more, we recommend using our support set.
- > (flush-mounted) hobs and sinks with a built-in depth of  $\geq 5$  mm and/or a weight  $\geq 20$  kg must be additionally supported from the cabinet in order to be able to install (completely) tension-free. Use our support set for this. Without support, the warranty will be void.

This separate support set can be ordered under article number DIV-StEUN-GR.



Following shows you how to calculate and work out a "fork"-joint:

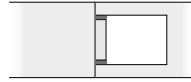
Type A



2x cut-out for VORK-A 1x hob cut-out\*

+ joint (max. 20 x 450 mm)

Type B



+ joint

We recommend type A because of the risk of breakage during transport/assembly, and also when assembling, make sure there is sufficient support under the joint.

\*With a minimum depth of the worktop of 600 mm, the cut-out for a hob with Type B is max. 780 x 490 mm. Larger cut-outs will be automatically adjusted to Type A.

- > for large cut-outs and cut-outs near to the joint, we leave a part of the cut-out in place (a "bridge") due to the risk of breakage
- > when the construction is too heavy for transport, Dekker reserves the right to leave a part of the cut-out in place. This must then be sawn away during installation
- > make sure that front/rear part of the cut-out with (large) hobs and sinks are adequately supported.
- > the order should contain the colour number, dimensions, all cut outs (including type of sink and/or hot plate, and if necessary the diameter), front measure in case of cut outs, body measure in case of high cabinet connections, space and type of edge finishing (when the position of the dishwasher is mentioned, an assembly strip will be provided) and preferably a drawing of the kitchen.
- > Measuring the worktop, delivery and installation on the commission address is provided. Please mention this on your order incl. phone number reachable during the day (preferably cell-number) and desired dates.
- > we would like to receive molds at least 4 weeks before delivery. Molds must meet the following requirements: full size and of solid material (wood). Additionally, mention this on your order form.

Always send a plan and an explanation from your order program. If you send both, we will proceed on the basis of the plan. Always check your order confirmation, as this is binding.

## Modifications and cancellations

- > Indicated on the order confirmation.

It is not possible to change or cancel tops with colours and sinks outside the standard collection (they will be ordered specially for you)

## Selection of material

- > not possible without an submitted order
- > exclusively in the period from 3 to 5 weeks before to the planned delivery
- > selection of material via photo or by appointment
- > reservation on block numbers only possible with selection colors (see additional colors); not always a choice of several block numbers of a specific color

if no material is selected within the set period, the order will automatically be postponed!

## Delivery

- > delivery time 4-5 weeks (take into account the time needed for measuring, delivery and installation! Order max. 2 weeks before delivery to avoid risk of damage in the warehouse and higher probability of having material from the same batch for possible additional orders
- > worktops, wallpanels, plinths are standard packed in wooden crates
- > sink supplied separately
- > installation instructions and maintenance advice are included in the leaflet. The warranty conditions can be found on our website.
- > residual material of cut-outs will never be supplied
- > during delivery of the worktops, provide physically suitable lifting assistance, good storage space and free walking space
- > delivery at commission address, only upon request (please make own arrangements for transport to cellars and upper floors!)
- > delivery and installation of exceptionally heavy and/or unmanageable parts of worktops only provided on the basis on subsequent costing
- > Note: to avoid a broken worktop at delivery, it may occur that a part of the worktop is still in the cut-out. We will do this for worktops with a large cut-out or a certain length. Please take this into account, certainly when the consumer installs the worktop themselves.

Check your order carefully! Once the consignment note has been signed, complaints about any damage to the products will no longer be accepted.

## Measuring and installation

> see chapter "service".

## 5. Maintenance

### Daily maintenance

Wipe your worktop daily with a cloth and a clean soapy water from some detergent. Always rinse thoroughly with lukewarm water and dry your worktop with a clean, dry tea towel or kitchen paper. This will absorb any remaining dirt and any soap and water residues.

For optimal results, choose the Evora Care Kit. The Evora Daily Cleaner is for daily maintenance. Spray the Daily Cleaner on the worktop and let it soak in for 2-3 minutes. Wipe with a damp cloth and dry the top with a clean, dry tea towel or kitchen paper.

### Periodic maintenance

To easily remove stubborn dirt and use marks, you can also use Evora Intensive Cleaner, a special cleaner for stone countertops. Apply the Intensive Cleaner undiluted or diluted 1:5 with a non-scratching melamine sponge. leave for 5-10 minutes and wipe with a damp cloth and dry with a clean, dry tea towel or kitchen paper. Do always rinse well with lukewarm water and dry your worktop with a clean, dry tea towel or kitchen paper.

### Does the top have a matte (Antique, Honed, Lapato, Riverwashed) surface?

In the case of a matt surface, fat stains and fingerprints are more likely to show. Wipe off your worktop more often with a clean soapy water from some detergent. Always rinse thoroughly with lukewarm water and dry your worktop with a clean, dry dishcloth or kitchen paper.

### Removing specific stains

#### Grease, coffee/tea or red wine (shiny or brown spot)

Let the Evora Granite Cleaner settle in for a while until the dirt starts to react. Then treat with a melamine sponge. Moisten it slightly and then squeeze it out for sufficient friction. Always rinse thoroughly with lukewarm water and dry your worktop with a clean, dry dishcloth or kitchen paper.

#### Lime stains (dull white or brown spots)

Allow the Intensive Cleaner to soak in for a while. Then treat with a melamine sponge. Make this slightly damp and then squeeze it for sufficient friction. Always rinse well with lukewarm water and dry your worktop with a clean, dry tea towel or kitchen paper. For stubborn lime scale, a Sanitary Cleaner([www.dekkerzevenhuizen.nl/shop](http://www.dekkerzevenhuizen.nl/shop)) can be used. Granite can also be cleaned with vinegar. Do not let it soak in for too long. Be careful that cleaning vinegar does not come into contact with marble or hard stone.

Note: NEVER use acidic liquids and aggressive cleaning agents on marble and (Belgian) bluestone. They damage the surface.

#### Ink, paint or nicotine

Remove the absorbed stains of ink, paint, nicotine or felt-tip pen initially with Intensive Cleaner undiluted. Let this soak in for 5 minutes.

Then treat with a melamine sponge. Make this slightly damp and then squeeze it for sufficient friction. If this does not give sufficient results, you can also use benzene or turpentine (make sure this does not remain on the worktop. This can affect the impregnation). Always rinse well with lukewarm water and dry your worktop with a clean, dry tea towel or kitchen paper.

#### Remove stubborn stains

Wipe coarse dirt residue with a damp cloth beforehand. Apply the Intensive Cleaner with a cloth and spread the cleaner evenly over the surface. Allow the cleaner to work in briefly. Always rinse thoroughly with lukewarm water and dry your surface with a clean, dry tea towel or kitchen paper. Have the stains, rings or metal streaks diminished but not completely disappeared? Then repeat this process again. This treatment is not for the daily maintenance of your worktop!

Note: NEVER use hard abrasives such as steel wool, sandpaper or diamonds. They can permanently damage the worktop surface!



## Tips

- › Never allow liquids to dry. Do not leave fats or foods on the worktop for an unnecessarily long time.
- › NEVER use aggressive cleaning agents such as paint remover, brush, metal or oven cleaners, chlorine, sink unblockers or other chemicals!

## More information!

Would you like more information and cleaning tips or read about special offers from professional cleaners? Then check out [www.dekkerzevenhuizen.com/maintenance](http://www.dekkerzevenhuizen.com/maintenance)

## Evora Care Kit



**article number: 290132**



A cleaner for periodic maintenance. Removes easily dirt and signs of use of the Evora worktop.



Evora Care kit consists of a daily cleaner (500ml) and an intensive cleaner (250ml) [www.dekkerzevenhuizen.com/shop](http://www.dekkerzevenhuizen.com/shop)









Worktop Evora Compact Granite Platinum Grey (P)


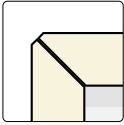





Easy				order no.	excl. VAT	incl. VAT
 <p>12 mm granite (fully glued under) without edge finishing</p> 	worktops up to	300mm deep	per m <sup>1</sup>	GR12-0-030	150,00	<b>181,50</b>
	worktops up to	600mm deep	per m <sup>1</sup>	GR12-0-060	226,00	<b>273,46</b>
	worktops up to	650mm deep	per m <sup>1</sup>	GR12-0-065	243,00	<b>294,03</b>
	worktops up to	700mm deep	per m <sup>1</sup>	GR12-0-070	298,00	<b>360,58</b>
	worktops up to	800mm deep	per m <sup>1</sup>	GR12-0-080	342,00	<b>413,82</b>
	worktops up to	900mm deep	per m <sup>1</sup>	GR12-0-090	405,00	<b>490,05</b>
	worktops up to	1000mm deep	per m <sup>1</sup>	GR12-0-100	445,00	<b>538,45</b>
	worktops up to	1100mm deep	per m <sup>1</sup>	GR12-0-110	493,00	<b>596,53</b>
	worktops up to	1200mm deep	per m <sup>1</sup>	GR12-0-120	560,00	<b>677,60</b>
	worktops up to	1350mm deep	per m <sup>1</sup>	GR12-0-135	601,00	<b>727,21</b>

Smart						
 <p>12 mm granite (fully glued under) without edge finishing</p> 	worktops up to	300mm deep	per m <sup>1</sup>	GR12-9-030	175,00	<b>211,75</b>
	worktops up to	600mm deep	per m <sup>1</sup>	GR12-9-060	279,00	<b>337,59</b>
	worktops up to	650mm deep	per m <sup>1</sup>	GR12-9-065	302,00	<b>365,42</b>
	worktops up to	700mm deep	per m <sup>1</sup>	GR12-9-070	361,00	<b>436,81</b>
	worktops up to	800mm deep	per m <sup>1</sup>	GR12-9-080	412,00	<b>498,52</b>
	worktops up to	900mm deep	per m <sup>1</sup>	GR12-9-090	472,00	<b>571,12</b>
	worktops up to	1000mm deep	per m <sup>1</sup>	GR12-9-100	526,00	<b>636,46</b>
	worktops up to	1100mm deep	per m <sup>1</sup>	GR12-9-110	575,00	<b>695,75</b>
	worktops up to	1200mm deep	per m <sup>1</sup>	GR12-9-120	635,00	<b>768,35</b>
	worktops up to	1350mm deep	per m <sup>1</sup>	GR12-9-135	688,00	<b>832,48</b>

Classic						
 <p>12 mm granite (fully glued under) without edge finishing</p> 	worktops up to	300mm deep	per m <sup>1</sup>	GR12-1-030	196,00	<b>237,16</b>
	worktops up to	600mm deep	per m <sup>1</sup>	GR12-1-060	358,00	<b>433,18</b>
	worktops up to	650mm deep	per m <sup>1</sup>	GR12-1-065	382,00	<b>462,22</b>
	worktops up to	700mm deep	per m <sup>1</sup>	GR12-1-070	438,00	<b>529,98</b>
	worktops up to	800mm deep	per m <sup>1</sup>	GR12-1-080	498,00	<b>602,58</b>
	worktops up to	900mm deep	per m <sup>1</sup>	GR12-1-090	558,00	<b>675,18</b>
	worktops up to	1000mm deep	per m <sup>1</sup>	GR12-1-100	619,00	<b>748,99</b>
	worktops up to	1100mm deep	per m <sup>1</sup>	GR12-1-110	679,00	<b>821,59</b>
	worktops up to	1200mm deep	per m <sup>1</sup>	GR12-1-120	740,00	<b>895,40</b>
	worktops up to	1350mm deep	per m <sup>1</sup>	GR12-1-135	808,00	<b>977,68</b>

Corner connections						
Corner connection 1	(angle connection)		per unit	GR12-HV1	55,00	<b>66,55</b>
Corner connection 2	(mitre coupling)		per unit	GR12-HV2	128,00	<b>154,88</b>
Corner connection 3	(angled section with mitre joint)		per unit	GR12-x-HV3-105	877,00	<b>1.061,17</b>
Corner connection 3a	(slanted corner part with angled coupling)		per unit	GR12-x-HV3A-105	877,00	<b>1.061,17</b>
Corner connection 4	(full angle section with mitre joint)		per unit	GR12-x-HV4-105	1.034,00	<b>1.251,14</b>
Corner connection 4a	(full angle section with mitre joint)		per unit	GR12-x-HV4A-105	1.034,00	<b>1.251,14</b>


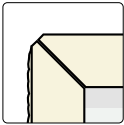





\* replace 'x' with condition group number (0, 9, or 1)

Edge finish mitre			order no.	€ excl. VAT	€ incl. VAT
 	VF03		per m <sup>1</sup> GR12-VF03	106,00	<b>128,26</b>
	VF04		per m <sup>1</sup> GR12-VF04	130,00	<b>157,30</b>
	VF06		per m <sup>1</sup> GR12-VF06	165,00	<b>199,65</b>
	VF08		per m <sup>1</sup> GR12-VF08	202,00	<b>244,42</b>
	VF10		per m <sup>1</sup> GR12-VF10	234,00	<b>283,14</b>

Mitre edge 30 up to 100 mm with facet

Edge finishing waterstop					
 	FW03		per m <sup>1</sup> GR12-FW03	106,00	<b>128,26</b>
	FW04		per m <sup>1</sup> GR12-FW04	130,00	<b>157,30</b>
	FW06		per m <sup>1</sup> GR12-FW06	165,00	<b>199,65</b>
	FW08		per m <sup>1</sup> GR12-FW08	202,00	<b>244,42</b>
	FW10		per m <sup>1</sup> GR12-FW10	234,00	<b>283,14</b>

Waterstop 32 to 102 mm with facet

Edge chiseled					
 	FR03		per m <sup>1</sup> GR12-FR03	224,00	<b>271,04</b>
	FR04		per m <sup>1</sup> GR12-FR04	248,00	<b>300,08</b>
	FR06		per m <sup>1</sup> GR12-FR06	284,00	<b>343,64</b>
	FR08		per m <sup>1</sup> GR12-FR08	320,00	<b>387,20</b>
	FR10		per m <sup>1</sup> GR12-FR10	352,00	<b>425,92</b>

Chiselled edge 30 to 100 mm

Cut-outs			order no.	€ excl. VAT	€ incl. VAT
Cut-out built-up hob up to 600 mm deep		per unit	GR12-KOOK-OP1	154,00	<b>186,34</b>
Cut-out built-on hob with a depth larger than 600 mm		per unit	GR12-KOOK-OP2	201,00	<b>243,21</b>
Cut out integrated hot plate (send a technical drawing please)		per unit	GR12-UIT-KOOK-I	387,00	<b>468,27</b>
Cut-out "fork"-joint Type A (calculate 2x), max. size of 20 x 450 mm		per unit	GR12-KOOK-OP	100,50	<b>121,61</b>
Cut out integrated powerport / control panel Selsiuz / Gessi / Osiris (max. 200 x 200 mm)		per unit	GR-UITVKKL	204,00	<b>246,84</b>
Cut-out integrated sink max. 450 x 450 mm		per unit	GR-UITVK	263,00	<b>318,23</b>
Cut-out integrated sink max. 450 x 450 mm		per unit	GR-UITVKGR	348,00	<b>421,08</b>
Cut-out undermount sink max. 450 x 450 mm		per unit	GR-ONDVK	457,00	<b>552,97</b>
Cut-out undermount sink larger than 450 x 450 mm		per unit	GR-ONDVKGR	571,00	<b>690,91</b>
Surcharge for sinks outside the collection (.....=article number cut-out)		per unit	.....B	100,00	<b>121,00</b>
Tap hole in worktop (mention diameter)		per unit	GR12-KRG	42,00	<b>50,82</b>
Tap hole in the kitchen sink (mention diameter)		per unit	GR12-KRG035	24,50	<b>29,65</b>
Cut out for surface-mounted powerport / socket (Ø 70-120 mm)		per unit	GR12-KPL-ROND	123,00	<b>148,83</b>

NB! (flush-mounted) hobs and sinks with a weight of  $\geq 20$  kg need additional support. Use our support set for this.

Extra works					
Beveled side without edge finishing (with edge finishing from 50 x 50 mm).		per unit	GR12-S	79,00	<b>95,59</b>
Rounded corner up to radius 300 mm, without edge finishing		per unit	GR12-R30	180,00	<b>217,80</b>
Rounded corner from radius 300 mm, without edge finishing		per unit	GR12-R31	331,00	<b>400,51</b>
Double cut-out (two sides), without edge finishing		per unit	GR12-KOL-A	90,00	<b>108,90</b>
Triple cut-out (three sides), without edge finishing		per unit	GR12-KOL3-A	117,00	<b>141,57</b>
Extra reinforcement (in connection with free-hanging parts) from VF03.		per m <sup>2</sup>	GR12-ONDZ-VERST	362,00	<b>438,02</b>
Cascade A (1000 mm length)		per unit	GR-CASCADE	1.471,00	<b>1.779,91</b>
Cascade B (1500 mm length)		per unit	GR-CASCADE2	1.634,00	<b>1.977,14</b>
Drain grooves A (4 pcs. 400 mm)		per unit	GR-AFD4-400	338,00	<b>408,98</b>
Drain grooves A (4 pcs. 500 mm)		per unit	GR-AFD4-500	447,00	<b>540,87</b>

Always calculate the edge finishing on a machining separately!

Maintenance kit					
	Evora Care Kit*	per unit	290132	27,27	<b>33,00</b>
The Evora Care Kit is a cleaner for periodic maintenance. Easily removes dirt and signs of use from the Evora worktop.					
* supplied as standard and calculated with every order					

Easy 12 mm thick (without edge finishing)			order no.	€ excl. VAT	€ incl. VAT
Wall panels up to	50 mm high (max. size is 2000 mm)	per m <sup>1</sup>	GR12AW-0-005	30,00	<b>36,30</b>
Wall panels up to	100 mm high (max. size is 2400 mm)	per m <sup>1</sup>	GR12AW-0-010	47,00	<b>56,87</b>
Wall panels up to	200 mm high (max. size is 2800 mm)	per m <sup>1</sup>	GR12AW-0-020	92,00	<b>111,32</b>
Wall panels up to	300 mm high	per m <sup>1</sup>	GR12AW-0-030	150,00	<b>181,50</b>
Wall panels up to	400 mm high	per m <sup>1</sup>	GR12AW-0-040	174,00	<b>210,54</b>
Wall panels up to	500 mm high	per m <sup>1</sup>	GR12AW-0-050	195,00	<b>235,95</b>
Wall panels up to	600 mm high	per m <sup>1</sup>	GR12AW-0-060	226,00	<b>273,46</b>
Wall panels up to	700 mm high	per m <sup>1</sup>	GR12AW-0-070	298,00	<b>360,58</b>
Wall panels up to	800 mm high	per m <sup>1</sup>	GR12AW-0-080	342,00	<b>413,82</b>
Wall panels up to	900 mm high	per m <sup>1</sup>	GR12AW-0-090	405,00	<b>490,05</b>
Wall panels up to	1000 mm high	per m <sup>1</sup>	GR12AW-0-100	445,00	<b>538,45</b>
Wall panels up to	1100 mm high	per m <sup>1</sup>	GR12AW-0-110	493,00	<b>596,53</b>
Wall panels up to	1200 mm high	per m <sup>1</sup>	GR12AW-0-120	560,00	<b>677,60</b>
Wall panels up to	1350 mm high	per m <sup>1</sup>	GR12AW-0-135	601,00	<b>727,21</b>






7



Smart 12 mm thick (without edge finish)					
Wall panels up to	50 mm high (max. size is 2000 mm)	per m <sup>1</sup>	GR12AW-9-005	36,00	<b>43,56</b>
Wall panels up to	100 mm high (max. size is 2400 mm)	per m <sup>1</sup>	GR12AW-9-010	53,00	<b>64,13</b>
Wall panels up to	200 mm high (max. size is 2800 mm)	per m <sup>1</sup>	GR12AW-9-020	104,00	<b>125,84</b>
Wall panels up to	300 mm high	per m <sup>1</sup>	GR12AW-9-030	175,00	<b>211,75</b>
Wall panels up to	400 mm high	per m <sup>1</sup>	GR12AW-9-040	207,00	<b>250,47</b>
Wall panels up to	500 mm high	per m <sup>1</sup>	GR12AW-9-050	245,00	<b>296,45</b>
Wall panels up to	600 mm high	per m <sup>1</sup>	GR12AW-9-060	279,00	<b>337,59</b>
Wall panels up to	700 mm high	per m <sup>1</sup>	GR12AW-9-070	361,00	<b>436,81</b>
Wall panels up to	800 mm high	per m <sup>1</sup>	GR12AW-9-080	412,00	<b>498,52</b>
Wall panels up to	900 mm high	per m <sup>1</sup>	GR12AW-9-090	472,00	<b>571,12</b>
Wall panels up to	1000 mm high	per m <sup>1</sup>	GR12AW-9-100	526,00	<b>636,46</b>
Wall panels up to	1100 mm high	per m <sup>1</sup>	GR12AW-9-110	575,00	<b>695,75</b>
Wall panels up to	1200 mm high	per m <sup>1</sup>	GR12AW-9-120	635,00	<b>768,35</b>
Wall panels up to	1350 mm high	per m <sup>1</sup>	GR12AW-9-135	688,00	<b>832,48</b>








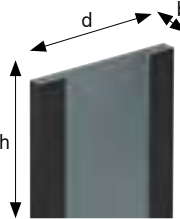
Classic 12 mm thick (without edge finishing)					
Wall panels up to	50 mm high (max. size is 2000 mm)	per m <sup>1</sup>	GR12AW-1-005	42,00	<b>50,82</b>
Wall panels up to	100 mm high (max. size is 2400 mm)	per m <sup>1</sup>	GR12AW-1-010	60,00	<b>72,60</b>
Wall panels up to	200 mm high (max. size is 2800 mm)	per m <sup>1</sup>	GR12AW-1-020	122,00	<b>147,62</b>
Wall panels up to	300 mm high	per m <sup>1</sup>	GR12AW-1-030	196,00	<b>237,16</b>
Wall panels up to	400 mm high	per m <sup>1</sup>	GR12AW-1-040	242,00	<b>292,82</b>
Wall panels up to	500 mm high	per m <sup>1</sup>	GR12AW-1-050	296,00	<b>358,16</b>
Wall panels up to	600 mm high	per m <sup>1</sup>	GR12AW-1-060	358,00	<b>433,18</b>
Wall panels up to	700 mm high	per m <sup>1</sup>	GR12AW-1-070	438,00	<b>529,98</b>
Wall panels up to	800 mm high	per m <sup>1</sup>	GR12AW-1-080	498,00	<b>602,58</b>
Wall panels up to	900 mm high	per m <sup>1</sup>	GR12AW-1-090	558,00	<b>675,18</b>
Wall panels up to	1000 mm high	per m <sup>1</sup>	GR12AW-1-100	619,00	<b>748,99</b>
Wall panels up to	1100 mm high	per m <sup>1</sup>	GR12AW-1-110	679,00	<b>821,59</b>
Wall panels up to	1200 mm high	per m <sup>1</sup>	GR12AW-1-120	740,00	<b>895,40</b>
Wall panels up to	1350 mm high	per m <sup>1</sup>	GR12AW-1-135	808,00	<b>977,68</b>

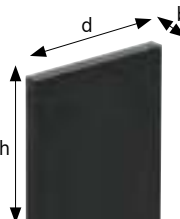


Finish			order no.	€ excl. VAT	€ incl. VAT
Polishing visible side - single facet (1F)		per m <sup>1</sup>	GR12AW-1F	40,00	<b>48,40</b>
Polishing visible side - double facet (2F)		per m <sup>1</sup>	GR12AW-2F	45,00	<b>54,45</b>
sawing the side of the worktop in mitre (45 degrees)		per m <sup>1</sup>	GR12AW-I22	76,00	<b>91,96</b>
60 mm polished bottom, front double facet (2F)		per m <sup>1</sup>	GR12AW-2FPO	116,00	<b>140,36</b>
Bottom side fully polished		per m <sup>2</sup>	GR12AW-ONDZ-POL	930,00	<b>1.125,30</b>

Cut-outs					
Wall sockets cut-outs (70 mm round)		per unit	GR12AW-KRG070	62,00	<b>75,02</b>
Other cut-outs (smaller than 490 x 450 mm)		per unit	GR12AW-KOOK-OP	100,50	<b>121,61</b>
Cut-out for raised edge		per unit	GR12AW-WK	31,00	<b>37,51</b>

Additional machinings					
Oblique side without edge finishing		per unit	GR12AW-S-A	79,00	<b>95,59</b>
Rounded corner up to radius 300 mm, without edge finishing		per unit	GR12AW-R30	180,00	<b>217,80</b>
Rounded corner from radius 300 mm, without edge finishing		per unit	GR12AW-R31	331,00	<b>400,51</b>
Double cut-out (two sides), without edge finishing		per unit	GR12AW-KOLOM	90,00	<b>108,90</b>
Triple cut-out (three sides), without edge finishing		per unit	GR12AW-KOLOM3	117,00	<b>141,57</b>
Always calculate the extra works and edging finishings separately!					

Side panel type A semi freestanding					
	Side panels up to 300mm deep	per m <sup>1</sup>	GRSTOL-A-030	670,00	<b>810,70</b>
	Side panels up to 650mm deep	per m <sup>1</sup>	GRSTOL-A-065	931,00	<b>1.126,51</b>
	Side panels up to 900 mm deep	per m <sup>1</sup>	GRSTOL-A-090	1.117,00	<b>1.351,57</b>
	Side panels up to 1200 mm deep	per m <sup>1</sup>	GRSTOL-A-120	1.297,00	<b>1.569,37</b>
	Side panels up to 1500mm deep	per m <sup>1</sup>	GRSTOL-A-150	1.618,00	<b>1.957,78</b>
	Side panel width, 30 to 100 mm				

Side panel type B freestanding					
	Side panels up to 300mm deep	per m <sup>1</sup>	GRSTOL-B-030	899,00	<b>1.087,79</b>
	Side panels up to 650mm deep	per m <sup>1</sup>	GRSTOL-B-065	1.161,00	<b>1.404,81</b>
	Side panels up to 900 mm deep	per m <sup>1</sup>	GRSTOL-B-090	1.525,00	<b>1.845,25</b>
	Side panels up to 1200 mm deep	per m <sup>1</sup>	GRSTOL-B-120	1.928,00	<b>2.332,88</b>
	Side panels up to 1500mm deep	per m <sup>1</sup>	GRSTOL-B-150	2.261,00	<b>2.735,81</b>
	Side panel width, 30 to 100 mm				

- > The front- and backside are standard finished. So waterstop can be used in combination with base cabinets - both free standing or against de wall.
- > The visible components on the cabinet side, such as by the plinth and door are finished in Fenix. finished in Granite.
- > The non-visible parts of type A on the cabinet side are finished in wood so the side panels can be easily installed with screws to the cabinet.
- > Type A is on the backside finished with 140 mm converted.
- > The tolerances in measurement between worktop, cabinet and side panel are very critical. For this reason, we recommend 2 mm overhang per visible side of the worktop relative to the side panel.
- > To guarantee a good connection between the worktop and these panel we advise you indicate on which side the side panel will be installed.
- > Side panels that serve as support for tables without lower cabinets are on request.
- > Calculate this per part: round off to the nearest 100 mm (above), minimum is 600 mm.



## Advantages



Extremely scratch-resistant



Acid-resistant



Maintenance free



Stain resistant



Chip-sensitive

## Icons



Price group to which this article belongs.  
Some articles have a different discount, this  
is mentioned separately.



Maximum length



Maximum width



Continuous veins possible



Irregular surface



a veined pattern does not standard  
continue in the other parts of the worktop



Large colour gradient in the worktops.  
Attention at joints



The drawing and structure of the surface is  
also reflected in the core of these colours



New colour in the collection

## Approvals



Greenguard



NSF



AMK



# EVORA CERAMICS

## **Contents**

- 8.3 Colour options
- 8.12 Product information
- 8.16 Base material
- 8.17 Edge finishes
- 8.18 Extra works
- 8.19 Wall panels, skirts and window sills
- 8.20 Extra works and side panels






Worktop Evora Ceramics Breach

Easy	colour sample	full panel
<p>Colour: <b>Belgian Fossil</b> </p> <p>Thickness: 6 mm</p> <p>Surface: Honed</p> <p>Max. dimensions: </p>		
<p>Colour: <b>Bottega Acero</b> </p> <p>Thickness: 6 mm</p> <p>Surface: Honed</p> <p>Max. dimensions: </p>		
<p>Colour: <b>Bottega Antracita</b> </p> <p>Thickness: 6 mm</p> <p>Surface: Honed</p> <p>Max. dimensions: </p>		
<p>Colour: <b>Bottega Caliza</b> </p> <p>Thickness: 6 mm</p> <p>Surface: Honed</p> <p>Max. dimensions: </p>		
<p>Colour: <b>Energy</b> </p> <p>Thickness: 6 mm</p> <p>Surface: Riverwashed</p> <p>Max. dimensions: </p>		
<p>Colour: <b>Flow</b> </p> <p>Thickness: 6 mm</p> <p>Surface: Riverwashed</p> <p>Max. dimensions: </p>		
<p>Colour: <b>Rocher Noir</b> </p> <p>Thickness: 6 mm</p> <p>Surface: Honed</p> <p>Max. dimensions: </p> <p>Particularities: </p>		
<p>Colour: <b>Stucco Dark</b> </p> <p>Thickness: 6 mm</p> <p>Surface: Honed</p> <p>Max. dimensions: </p> <p>Particularities: </p>		

Although the pictures in this chapter give you a good impression of our colours, there might be slightly differences in reality. Therefore, we recommend to always consult your samples.


## Easy

Colour: **Stucco Light**   
 Thickness: 6 mm  
 Surface: Honed  
 Max. dimensions:   
 Particularities: 

### colour sample






### full panel






## Classic

Colour: **Aria White**   
 Thickness: 6 mm  
 Surface: Honed  
 Max. dimensions:   
 Particularities: 






Colour: **Black**   
 Thickness: 6 mm  
 Surface: Honed  
 Max. dimensions:   
 Particularities: 






Colour: **Force**   
 Thickness: 6 mm  
 Surface: Honed  
 Max. dimensions:   
 Particularities: 







Colour: **Freeze**   
 Thickness: 6 mm  
 Surface: Honed  
 Max. dimensions: 



Colour: **Glem White**   
 Thickness: 6 mm  
 Surface: Honed  
 Max. dimensions:   
 Particularities: 



Colour: **Lime Grey**   
 Thickness: 6 mm  
 Surface: Honed  
 Max. dimensions:   
 Particularities: 














Although the pictures in this chapter give you a good impression of our colours, there might be slight differences in reality. Therefore, we recommend to always consult your samples.




























Classic		colour sample	full panel
Colour: <b>Markina Black</b>  Thickness: 6 mm Surface: Honed Max. dimensions:  Particularities:			
Colour: <b>Mercury</b>  Thickness: 6 mm Surface: Velvet Max. dimensions:  Particularities: 			
Colour: <b>Moonstone</b>  Thickness: 6 mm Surface: Honed Max. dimensions:  Particularities: 			
Colour: <b>Noble Black</b>  Thickness: 6 mm Surface: Honed Max. dimensions:  Particularities: 			
Colour: <b>Rio Brown</b>  Thickness: 6 mm Surface: Honed Max. dimensions:  Particularities:			
Colour: <b>Smokey Grey</b>  Thickness: 6 mm Surface: Honed Max. dimensions:  Particularities: 			
Colour: <b>Soil</b>  Thickness: 6 mm Surface: Riverwashed Max. dimensions:  Particularities:  			
Colour: <b>Spirit</b>  Thickness: 6 mm Surface: Honed Max. dimensions:  Particularities: 			



































Although the pictures in this chapter give you a good impression of our colours, there might be slightly differences in reality. Therefore, we recommend to always consult your samples.



Classic		colour sample	full panel
Colour:	<b>Nogota</b>		
Thickness:	6 mm		
Surface:	Riverwashed		
Max. dimensions:	3200 x 1500		
Colour:	<b>Taron</b> 		
Thickness:	6 mm		
Surface:	Honed		
Max. dimensions:	3200 x 1500		
Colour:	<b>Virtual Black</b> 		
Thickness:	6 mm		
Surface:	Honed		
Max. dimensions:	3200 x 1500		
Colour:	<b>Virtual Brown</b> 		
Thickness:	6 mm		
Surface:	Honed		
Max. dimensions:	3200 x 1500		

Premium		colour sample	full panel
Colour: <b>Astrodomus</b> Thickness: 6 mm Surface: Silk Max. dimensions: 3200 1500 Particularities: 			
Colour: <b>Blaze S</b> Thickness: 6 mm Surface: Silk Max. dimensions: 3200 1500 Particularities: 			
Colour: <b>Breach</b> Thickness: 6 mm Surface: Honed Max. dimensions: 3200 1500 Particularities: 			
Colour: <b>Calacatta Green L</b> Thickness: 6 mm Surface: Lux Max. dimensions: 3190 1500 Particularities: 			
Colour: <b>Fantasy</b> Thickness: 6 mm Surface: Honed Max. dimensions: 3200 1500 Particularities:  			
Colour: <b>Glow</b> Thickness: 6 mm Surface: Silk Max. dimensions: 3200 1500 Particularities: 			
Colour: <b>Golding in</b> Thickness: 6 mm Surface: Lux Max. dimensions: 3190 1500 Particularities: 			
Colour: <b>Hyperion L</b> Thickness: 6 mm Surface: Lux Max. dimensions: 3190 1500 Particularities:  Colour discontinued Q1 2024			

Although the pictures in this chapter give you a good impression of our colours, there might be slight differences in reality. Therefore, we recommend to always consult your samples.

Premium		colour sample	full panel
Colour:	Lush White 		
Thickness:	6 mm		
Surface:	Lux		
Max. dimensions:	 		
Particularities:	 		
Colour:	Mulan 		
Thickness:	6 mm		
Surface:	Lux		
Max. dimensions:	 		
Particularities:	  		
Colour:	Proteus 		
Thickness:	6 mm		
Surface:	Silk		
Max. dimensions:	 		
Particularities:			
Colour:	Spectacle 		
Thickness:	6 mm		
Surface:	Lux		
Max. dimensions:	 		
Particularities:	 		
Colour:	Verde Alpi 		
Thickness:	6 mm		
Surface:	Lux		
Max. dimensions:	 		
Particularities:			

Although the pictures in this chapter give you a good impression of our colours, there might be slightly differences in reality. Therefore, we recommend to always consult your samples.



Worktop Evora Ceramics Mercury (V)














Colour	thickness	surface texture	maximum size	particularities
<b>Easy</b>				
Belgian Fossil	6 mm	- Honed	3200 x 1500 mm	
Bottega Acero	6 mm	- Honed	3000 x 1500 mm	
Bottega Antracita	6 mm	- Honed	3000 x 1500 mm	
Bottega Caliza	6 mm	- Honed	3000 x 1500 mm	
Energy	6 mm	- Riverwashed	3200 x 1500 mm	
Flow	6 mm	- Riverwashed	3200 x 1500 mm	
Rocher Noir	6 mm	- Honed	3200 x 1500 mm	
Stucco Dark	6 mm	- Honed	3200 x 1500 mm	
Stucco Light	6 mm	- Honed	3200 x 1500 mm	
<b>Classic</b>				
Aria White	6 mm	- Honed	3000 x 1500 mm	
Black	6 mm	- Honed	3200 x 1500 mm	
Force	6 mm	- Honed	3200 x 1500 mm	
Freeze	6 mm	- Honed	3200 x 1500 mm	
Glem White	6 mm	- Honed	3000 x 1500 mm	
Lime Grey	6 mm	- Honed	3200 x 1500 mm	
Markina Black	6 mm	- Honed	3200 x 1500 mm	
Mercury	6 mm	- Velvet	3200 x 1500 mm	
Moonstone	6 mm	- Honed	3200 x 1500 mm	
Noble Black	6 mm	- Honed	3200 x 1500 mm	
Nogota	6 mm	- Riverwashed	3200 x 1500 mm	
Rio Brown	6 mm	- Honed	3200 x 1500 mm	Pay attention! Facet colour deviates more than average
Smokey Grey	6 mm	- Honed	3200 x 1500 mm	
Soil	6 mm	- Riverwashed	3200 x 1500 mm	
Spirit	6 mm	- Honed	3200 x 1500 mm	
Taron	6 mm	- Honed	3200 x 1500 mm	Pay attention! Facet colour deviates more than average
Virtual Black	6 mm	- Honed	3200 x 1500 mm	
Virtual Brown	6 mm	- Honed	3200 x 1500 mm	
<b>Premium</b>				
Astrodomus	6 mm	- Silk	3200 x 1500 mm	
Blaze	6 mm	- Silk	3200 x 1500 mm	
Breach	6 mm	- Honed	3200 x 1500 mm	
Calacatta Green	6 mm	- Lux	3190 x 1500 mm	
Fantasy	6 mm	- Honed	3200 x 1500 mm	
Glow	6 mm	- Silk	3200 x 1500 mm	
Golding	6 mm	- Lux	3200 x 1500 mm	
Hyperion	6 mm	- Lux	3190 x 1500 mm	DISCONTINUED Q1 2024
Lush White	6 mm	- Lux	3000 x 1500 mm	
Mulan	6 mm	- Lux	3190 x 1500 mm	
Proteus	6 mm	- Silk	3200 x 1500 mm	
Spectacle	6 mm	- Lux	3190 x 1500 mm	
Verde Alpi	6 mm	- Lux	3190 x 1500 mm	

NOTE: These colours are sampled by default.

Besides the colours in the colour list, Dekker Zevenhuizen can often also deliver other (in the Netherlands) common colours. Please contact your regular contact person for this. Dekker has no influence on colour, drawing and ease of use of these materials. Worktops outside the collection are ordered by commission. Cancellation is not possible. Please allow an additional 2 weeks for delivery.

## Explanation icons

-  The drawing and structure of the surface is also reflected in the core of these colors
-  Continuous veins possible
-  Irregular surface
-  In case of a (corner) joint, a veined pattern does not automatically continue in the other part of the worktop.
-  Large color gradient in the plate, from dark to light or a vein. This is not clearly visible on a sample piece. Particularly with coupling connections, a large contrast or color difference can arise. Always mention this during the sales conversation.
-  New colour in the collection
-  honed surface with a matte appearance. Fat and fingerprints are more likely to show .
-  Lux (L) is a polished surface with a high gloss appearance.
-  Riverwashed: rough surface with a coarse appearance. Grease and fingerprints are more likely to show. The rough surface requires an intensive and regular approach with cleaning.
-  Silk: polished surface with a silky appearance
-  Velvet: matte appearance with the ease of maintenance as a polished top. With dark colours, grease and fingerprints will be more visible than with polished.

## Discontinued colours 2023 (available while stocks last)

Planetary  
Andromeda

## Discontinued colours 2023 (available in additional collection)


Boogie  
Desert Antracite  
Desert Grey  
Elegance

## Discontinued colours 2024 (available while stocks last)

Hyperion



Detail possible corner connection.



Detail possible corner connection: worktop pattern does not run through by default.



## Material

### Composition

- > 100% natural minerals (glass, quartz, porcelain)
- > Ultra-compact pressed
- > No binding agents and/or additives

### Underglueing

Evora Ceramics is completely underglued with a sandwich panel of magnesumpanel and PU foam. Reinforced with tubes made of recycled plastic.

### Product description

(Max.) dimensions:	3200 / 3190 x 1500 mm
thickness:	6 mm
weight:	17 kg/m <sup>2</sup> (based on a 40 mm thickened worktop)
surface finishing (structure):	<div> <div>H</div> Honed                 <div>L</div> Lux                 <div>R</div> Riverwashed                 <div>S</div> Silk                 <div>V</div> Velvet             </div>
applications:	customized worktops, wallpanels, side panels and windowsills

## Properties

### Advantages

- > highly heat-resistant: BP-saver for a wallpanel is not required
- > extremely scratch-resistant
- > More stain resistant than other materials (but has to be cleaned!)
- > hygienic: food residues do not attract
- > low maintenance
- > environmentally friendly

### Surface textures

- > Honed (H) is polished in a special way, resulting in a matt appearance. As a result, the surface has different properties than polished Ceramics. Because of the honed surface, fingerprints and fat are more visible and the colour is less even than polished.
- > Lux (L) is a high-gloss appearance achieved by vitrification. As a result, scratches from use are more likely to be visible.
- > Riverwashed (R) the structure is both tangible and visible, which creates a luxurious appearance. Due to the rough surface structure, cleaning requires an intensive and regular approach.

- > Silk (S) is a polished surface with a silky gloss appearance.
- > Velvet (V) has a matt appearance with the ease of maintenance of a polished worktop. This surface contains a light structure.

### Important:

- > ceramics are fairly constant in colour and texture, but due to the natural base materials, slight colour differences and disproportions cannot be ruled out. Common discrepancies (which do not affect the quality) are, for example, small pits in the surface; air bubbles are small "bumps" on the plate that can be felt, but do not affect the quality of the material and so-called high-contrast contaminations (for example, white dots in a black material, or vice versa). Colour samples provided can therefore only be used as an indication.
- > use chopping boards to prevent the knives from getting blunt
- > Use coasters for pans directly from the hob (temperature can be over 350°C!): thermoshock can cause micro cracks (close automatically but can remain visible).
- > differences in colour and/or structure compared to supplied samples are not excluded and do not constitute grounds for reclamation
- > ceramics are vulnerable to breakage and damage, for example with point or impact loads. Always carry ceramic worktops vertically, be careful during transport and assembly, be careful with tightening of taps, sockets or screws and coupling tops. Be careful with heavy / sharp objects that may fall on the top. Any flakes that jump off a top can unfortunately not be recovered.
- > the protruding edge above the undermount sink in ceramic is more impact-sensitive than with other worktop materials. Damage caused by bumping pans, for example, cannot be claimed. We therefore recommend choosing flush-mounted or TopZero sinks.
- > When using a boiling water tap, always use a rosette. This distributes the pressure around the tap hole and reduces the risk of breakage.
- > The edge of the undermount cut-out consists of two layers of ceramic material. This is a tight finish, but the seam remains somewhat visible.
- > colours such as Stucco light or Stucco dark have a slight glow in the surface. This is accentuated by grazing light, this is no reason for reclamation.
- > For some veined colours is it possible to continue the

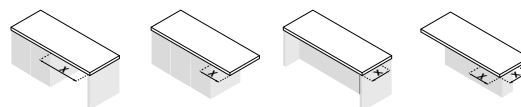
veined pattern in the other parts of the worktop and waterfall/wallpanel. Additional price on request and this depends on the kitchen set-up.

- > never stand or sit on the worktop
- > for warranty conditions and General Terms and Conditions see: [www.dekkerzevenhuizen.nl/customerportal](http://www.dekkerzevenhuizen.nl/customerportal)

## Order

- > when calculating lengths, round up to 100 mm (min. 600 mm)
- > for all edge finishings applies: the worktop is standard fully thickened.
- > (standard) dimensional tolerance 3 mm (length, depth, height)
- > order all worktop parts at the same time due to color and structure differences between batches (differences will be kept to a minimum, but some difference - in particular with wallpanels - is inevitable!); when measuring at a later time, give us plus-minus sizes and inform us based on "reservation". In case of subsequent or re-deliveries, color differences between parts are unavoidable and no reason for reclamation. Reserved material (for wallpanels) must be "ordered" within one month after delivery of the worktop (longer term possible in consultation).
- > always calculate machinings and edge finishings separately
- > in case the worktop should be used as a table or table legs are mounted to support the top, please indicate this on the order because of the required underglued construction.
- > required distance between the front-/backside and the cut-outs in min. 50 mm; required distance between two cut-outs and between the cut-out and the joint is 60 mm
- > the following applies for all sides: keep a minimum of 2 mm overhang between the worktop and the side panel
- > required distance between the cabinets and the wall is min. 2 mm (material may possibly expand)
- > The worktop part can be reinforced from an edge height of 30 mm (VF03), which minimizes the sagging (up to 3 mm sagging falls within the tolerance) and it is immediately neatly finished on the underside. The kitchen drawing must indicate which part is freely hanging and where the support from the kitchen ends. Every situation is unique, but keep in mind as a general rule that for each free-hanging part, at least twice as large a part of extra reinforcement must be placed on the kitchen (average calculation factor

is 1.7). If the design shows larger spans, a recess is planned in the vicinity of the free-hanging part, or another constructive issue arises, please contact the office staff. When a solution is chosen with the use of a frame, this standard will be visible at the bottom.

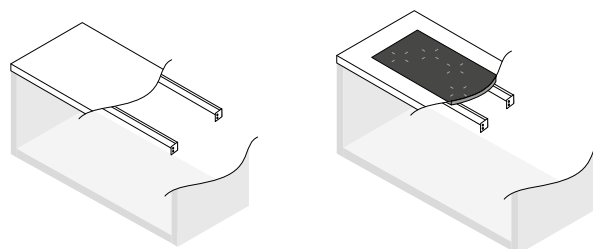


material-thickness (mm)	x = max. (mm):	x = max. (mm):	x = max. (mm):	x = max. (mm):
30 mm	800	200	200	200
40 mm	1200	350	350	300
60 mm	1500	400	350	300
80 mm	1800	450	350	300
100 mm	1800	450	350	300

**PAY ATTENTION:** for 14 mm (ALF, V014) and 20 mm (VF02, RR02, VP02) worktops, they must always be fully supported

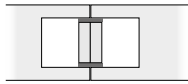
- > To prevent a thickened kitchen worktop from bending up to 20 mm (ALF, V014, VF02, RR02 and VP02), additional support is necessary. For large enclosures of 800 mm or more, we recommend using our support-set.
- > (flush-mounted) hobs and sinks with a built-in depth of  $\geq 5$  mm and/or a weight  $\geq 20$  kg must be additionally supported from the cabinet in order to be able to install (completely) tension-free. Use our support set for this.

This separate support set can be ordered under article number DIV-StEUN-GR.

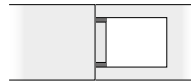


Following shows you how to calculate and work out a "fork"-joint:

Type A



Type B



2x recess for VORK-A 1x hob recess\* + coupling (max. 20 x 450 mm) + joint

We recommend type A because of the risk of breakage during transport/assembly, and also when assembling, make sure there is sufficient support under the joint.

\*With a minimum depth of the worktop of 600 mm, the cut-out for a hob with Type B is max. 780 x 490 mm. Larger cut-outs will be automatically adjusted to Type A.

8

- > when the construction is too heavy for transport, Dekker reserves the right to leave a part of the cut-out in place. This must then be sawn away during installation
- > the order should contain the colour number, dimensions, all cut outs (including type of sink and/or hob, plus if necessary the diameter), front measure in case of cut-outs, front measure in case of high closet connections, space plus type of edging finishing and preferably a drawing of the kitchen
- > Measuring the worktop, delivery and installation on the commission address is provided. Please mention this on your order incl. phone number reachable during the day (preferably cell-number) and desired dates.
- > we would like to receive molds at least 4 weeks before delivery. Molds must meet the following requirements: full size and of solid material (wood). Additionally, mention this on your order.

Always send a plan and an explanation from your order program. If you send both, we will proceed on the basis of the plan. Always check your order confirmation, as this is binding.

## Modifications and cancellations

- > Indicated on the order confirmation.

It is not possible to change or cancel tops with colours and sinks outside the standard collection (they will be ordered specially for you)

## Delivery

- > Delivery time is 4-5 weeks (take into account the time required for measurement, delivery and installation! max. 2 weeks before delivery "call up" due to the risk of damage in the warehouse and a higher chance of the presence of material from the same batch for possible additional orders), longer during the holiday period
- > worktops, wallpanels, plinths are standard packed in wooden crates
- > sink supplied separately
- > installation instructions and maintenance advice are included in the leaflet. The warranty conditions can be found on our website.
- > residual material of cut-outs will never be supplied
- > during delivery of the worktops, provide physically suitable lifting assistance, good storage space and free walking space
- > delivery at commission address, only upon request (please make own arrangements for transport to cellars and upper floors!)
- > delivery and installation of exceptionally heavy and/or unmanageable parts of worktops only provided on the basis on subsequent costing

Check your order carefully! Once the consignment note has been signed, complaints about any damage to the products will no longer be accepted.

## Measuring and installation

- > see chapter "service".

## 5. Maintenance

### Daily maintenance

Wipe your worktop daily with a cloth and a clean soapy water from some detergent. Always rinse thoroughly with lukewarm water and dry your worktop with a clean, dry tea towel or kitchen paper. This will absorb any remaining dirt and any soap and water residues.

For optimal results, choose the Evora Care Kit. The Evora Daily Cleaner is for daily maintenance. Spray the Daily Cleaner on the worktop and let it soak in for 2-3 minutes. Wipe with a damp cloth and dry the top with a clean, dry tea towel or kitchen paper.

### Periodic maintenance

To easily remove stubborn dirt and traces of use to remove it, you can also use Evora Intensive Cleaner use, a special cleaner for stone worktops.

Apply the Intensive Cleaner undiluted or diluted 1:5 with a non-scratch melamine sponge. 5-10 let it soak in for minutes and wipe it off with a damp cloth and dry the worktop with a clean, dry tea towel or kitchen paper. Always rinse well with lukewarm water and dry your top with a clean, dry tea towel or kitchen paper.

## Removing specific stains

**Grease, coffee/tea or red wine** (shiny or brown spot)  
Let the Evora Cleaner or a clean soapy water of some detergent settle in for a while until the dirt starts to react. Then treat with a melamine sponge. Moisten it slightly and then squeeze it out for sufficient friction. Always rinse thoroughly with lukewarm water and dry your worktop with a clean, dry dishcloth or kitchen paper.

On a Lux (polished) surface, these stains may be more stubborn. When the stain can not be removed with the cleaner or a soapy water, use what diluted bleach and continue the steps as mentioned above.

## Lime stains (dull white or brown spots)

Allow the Intensive Cleaner to soak in for a while. Then treat with a melamine sponge. Make this slightly moist and then squeeze it for sufficient friction. Rinse with lukewarm water and dry thoroughly with a piece of kitchen paper. For stubborn limescale, a Sanitary Cleaner can be used (refer to online shop). For Granite, a cleaning vinegar can also be used. Do not let it soak too long. Be careful that cleaning vinegar does not come into contact with marble or hard stone.

## Ink, paint or nicotine

Remove the absorbed stains of ink, paint, nicotine or felt-tip pen initially with Intensive Cleaner undiluted. Let this soak in for 5 minutes.

Then treat with a melamine sponge. Make this slightly damp and then squeeze it for sufficient friction. If this does not give sufficient results, you can also use benzene or turpentine. Always rinse well with lukewarm water and dry your worktop with a clean, dry tea towel or kitchen paper.

## Remove stubborn stains

(do not apply to luxury surfaces)

Use a abrasive sponge and a liquid abrasive. Wet the sponge so that the abrasive is sufficiently diluted and

a polished surface cannot be damaged. Always treat a larger surface, as intensive use on a small surface can lead to a difference in gloss. Always rinse thoroughly with lukewarm water and dry your worktop with a clean, dry tea towel or kitchen paper. Have the stains, rings or scratches diminished, but not yet completely disappeared? Then repeat this process. This treatment is not for the daily maintenance of your worktop!

Note: NEVER use hard abrasives such as steel wool, sandpaper or diamonds. They can permanently damage the worktop surface!

## Tips

- > Never allow liquids to dry. Do not leave fats or foods on the leaf for an unnecessarily long time.
- > NEVER use aggressive cleaning agents such as paint remover, brush, metal or oven cleaners, chlorine, sink unblockers or other chemicals!

## More information!

Would you like more information and cleaning tips or read about special offers from professional cleaners? Then check out [www.dekkerzevenhuizen.com/maintenance](http://www.dekkerzevenhuizen.com/maintenance)



## Evora Care Kit



article number: 290132



A cleaner for periodic maintenance. Removes easily dirt and signs of use of the Evora worktop.









Evora Care kit consists of a daily cleaner (500ml) and an intensive cleaner (250ml) [www.dekkerzevenhuizen.com/shop](http://www.dekkerzevenhuizen.com/shop)

Easy				order no.	excl. VAT	incl. VAT
 <p>ceramics (fully underglued) without edge finishing</p> 	worktops up to	300mm deep	per m <sup>1</sup>	CER-0-030	175,00	<b>211,75</b>
	worktops up to	600mm deep	per m <sup>1</sup>	CER-0-060	279,00	<b>337,59</b>
	worktops up to	650mm deep	per m <sup>1</sup>	CER-0-065	302,00	<b>365,42</b>
	worktops up to	700mm deep	per m <sup>1</sup>	CER-0-070	361,00	<b>436,81</b>
	worktops up to	800mm deep	per m <sup>1</sup>	CER-0-080	412,00	<b>498,52</b>
	worktops up to	900mm deep	per m <sup>1</sup>	CER-0-090	472,00	<b>571,12</b>
	worktops up to	1000mm deep	per m <sup>1</sup>	CER-0-100	526,00	<b>636,46</b>
	worktops up to	1100mm deep	per m <sup>1</sup>	CER-0-110	575,00	<b>695,75</b>
	worktops up to	1200mm deep	per m <sup>1</sup>	CER-0-120	635,00	<b>768,35</b>
	worktops up to	1350mm deep	per m <sup>1</sup>	CER-0-135	688,00	<b>832,48</b>
	worktops up to	1500mm deep	per m <sup>1</sup>	CER-0-150	766,00	

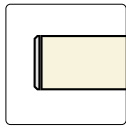
Classic						
 <p>ceramics (fully underglued) without edge finishing</p> 	worktops up to	300mm deep	per m <sup>1</sup>	CER-1-030	196,00	<b>237,16</b>
	worktops up to	600mm deep	per m <sup>1</sup>	CER-1-060	358,00	<b>433,18</b>
	worktops up to	650mm deep	per m <sup>1</sup>	CER-1-065	382,00	<b>462,22</b>
	worktops up to	700mm deep	per m <sup>1</sup>	CER-1-070	438,00	<b>529,98</b>
	worktops up to	800mm deep	per m <sup>1</sup>	CER-1-080	498,00	<b>602,58</b>
	worktops up to	900mm deep	per m <sup>1</sup>	CER-1-090	558,00	<b>675,18</b>
	worktops up to	1000mm deep	per m <sup>1</sup>	CER-1-100	619,00	<b>748,99</b>
	worktops up to	1100mm deep	per m <sup>1</sup>	CER-1-110	679,00	<b>821,59</b>
	worktops up to	1200mm deep	per m <sup>1</sup>	CER-1-120	740,00	<b>895,40</b>
	worktops up to	1350mm deep	per m <sup>1</sup>	CER-1-135	808,00	<b>977,68</b>
	worktops up to	1500mm deep	per m <sup>1</sup>	CER-1-150	860,00	

Premium						
 <p>ceramics (fully underglued) without edge finishing</p> 	worktops up to	300mm deep	per m <sup>1</sup>	CER-2-030	231,00	<b>279,51</b>
	worktops up to	600mm deep	per m <sup>1</sup>	CER-2-060	455,00	<b>550,55</b>
	worktops up to	650mm deep	per m <sup>1</sup>	CER-2-065	482,00	<b>583,22</b>
	worktops up to	700mm deep	per m <sup>1</sup>	CER-2-070	526,00	<b>636,46</b>
	worktops up to	800mm deep	per m <sup>1</sup>	CER-2-080	601,00	<b>727,21</b>
	worktops up to	900mm deep	per m <sup>1</sup>	CER-2-090	667,00	<b>807,07</b>
	worktops up to	1000mm deep	per m <sup>1</sup>	CER-2-100	740,00	<b>895,40</b>
	worktops up to	1100mm deep	per m <sup>1</sup>	CER-2-110	772,00	<b>934,12</b>
	worktops up to	1200mm deep	per m <sup>1</sup>	CER-2-120	822,00	<b>994,62</b>
	worktops up to	1350mm deep	per m <sup>1</sup>	CER-2-135	882,00	<b>1.067,22</b>
	worktops up to	1500mm deep	per m <sup>1</sup>	CER-2-150	970,00	

Corner connections						
Corner connection 1	(angle connection)		per unit	CER-HV1	55,00	<b>66,55</b>
Corner connection 2	(mitre coupling)		per unit	CER-HV2	128,00	<b>154,88</b>
Corner connection 3	(angled section with mitre joint)		per unit	CER-x-HV3-105	877,00	<b>1.061,17</b>
Corner connection 3a	(slanted corner part with angled coupling)		per unit	CER-x-HV3A-105	877,00	<b>1.061,17</b>
Corner connection 4	(full angle section with mitre joint)		per unit	CER-x-HV4-105	1.034,00	<b>1.251,14</b>
Corner connection 4a	(full angle section with mitre joint)		per unit	CER-x-HV4A-105	1.034,00	

\* replace 'x' with condition group number (0, 1 or 2)

## Aluminum edge



ALF



per m<sup>1</sup>

CER-ALF

165,00

14 mm aluminum edge

Available in the colours Stainless Steel, Gun Metal, Copper and Gold.  
Clearly indicate the desired color on the order.



Stainless steel



Gun Metal

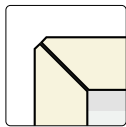


Copper



Gold

## Mitered edge with facet



14 to 100 mm mitered edge with facet

V014



per m<sup>1</sup>

CER-V014

165,00

**199,65**

VF02



per m<sup>1</sup>

CER-VF02

165,00

**199,65**

VF03



per m<sup>1</sup>

CER-VF03

130,00

**157,30**

VF04



per m<sup>1</sup>

CER-VF04

130,00

**157,30**

VF06



per m<sup>1</sup>

CER-VF06

165,00

**199,65**

VF08



per m<sup>1</sup>

CER-VF08

202,00

**244,42**

VF10

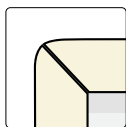


per m<sup>1</sup>

CER-VF10

234,00

## Rounded edge



20 to 100 mm rounded edge with facet

RR02



per m<sup>1</sup>

CER-RR02

200,00

**242,00**

RR03



per m<sup>1</sup>

CER-RR03

165,00

**199,65**

RR04



per m<sup>1</sup>

CER-RR04

165,00

**199,65**

RR06



per m<sup>1</sup>

CER-RR06

200,00

**242,00**

RR08



per m<sup>1</sup>

CER-RR08

237,00

**286,77**

RR10



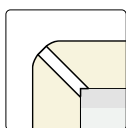
per m<sup>1</sup>

CER-RR10

269,00

Note: With the RR edge trim, a larger portion of the core colour becomes visible.  
Pattern of the worktop is interrupted.

## Mitre edge with facet coloured Joca



20 to 100 mm mitred edge with facet colored

VP02



per m<sup>1</sup>

CER-VP02

270,00

**326,70**

VP03



per m<sup>1</sup>

CER-VP03

211,00

**255,31**

VP04



per m<sup>1</sup>

CER-VP04

235,00

**284,35**

VP06



per m<sup>1</sup>

CER-VP06

270,00

**326,70**

VP08



per m<sup>1</sup>

CER-VP08

307,00

**371,47**

VP10



per m<sup>1</sup>

CER-VP10

339,00

Available in the colors Stainless Steel, Gun Metal, Copper and Gold.  
Clearly indicate the desired color on the order.



Stainless steel



Gun Metal



Copper



Gold

Other edge finishes on request. For high cabinet finishes, always order/calculate the entire side.



Cut-outs		order no.	€ excl. VAT	€ incl. VAT
Cut-out built-up hob up to 600 mm deep		per unit CER-KOOK-OP1	154,00	<b>186,34</b>
Cut-out built-on hob with a depth larger than 600 mm		per unit CER-KOOK-OP2	201,00	<b>243,21</b>
Cut out integrated hot plate (send a technical drawing please)		per unit CER-UIT-KOOK-I	387,00	<b>468,27</b>
Cut-out "fork"-joint Type A (calculate 2x), max. size of 20 x 450 mm		per unit CER-KOOK-OP	100,50	
Cut out integrated powerport / control panel Selsiuz / Gessi / Osiris (max. 200 x 200 mm)		per unit CO-UITVKKL	204,00	<b>246,84</b>
Cut-out integrated sink max. 450 x 450 mm		per unit CER-UITVK	263,00	<b>318,23</b>
Cut-out integrated sink max. 450 x 450 mm		per unit CER-UITVKGR	348,00	
Cut-out undermount sink max. 450 x 450 mm		per unit CER-ONDVK	457,00	<b>552,97</b>
Cut-out undermount sink larger than 450 x 450 mm		per unit CER-ONDVKGR	571,00	
Note: Substructure recesses offer a greater risk of chip damage				
Surcharge for sinks outside the collection (.....=article number cut-out)		per unit .....B	100,00	
Tap hole in worktop (mention diameter)		per unit CER-KRG	42,00	<b>50,82</b>
Tap hole in the kitchen sink (mention diameter)		per unit KRG035	24,50	<b>29,65</b>
Cut out for surface-mounted powerport / socket (Ø 70-120 mm)		per unit CER-KPL-ROND	123,00	
Additional machinings				
Oblique side without edge finishing		per unit CER-S	79,00	<b>95,59</b>
Rounded corner up to radius 300 mm, without edge finishing		per unit CER-R30	180,00	<b>217,80</b>
Rounded corner from radius 300 mm, without edge finishing		per unit CER-R31	331,00	
Double cut-out (two sides), without edge finishing		per unit CER-KOL-A	90,00	<b>108,90</b>
Triple cut-out (three sides), without edge finishing		per unit CER-KOL3-A	117,00	
Extra reinforcement (in connection with free-hanging parts) from VF03.		per m <sup>2</sup> CER-ONDZ-VERST	362,00	
Cascade A (1000 mm length)		per unit CER-CASCADE	1.471,00	<b>1.779,91</b>
Cascade B (1500 mm length)		per unit CER-CASCADE2	1.634,00	
Drain grooves A (4 pcs. 400 mm)		per unit CER-AFD4-400	338,00	<b>408,98</b>
Drain grooves A (4 pcs. 500 mm)		per unit CER-AFD4-500	447,00	
Always calculate the edge finishing on a machining separately!				

Maintenance kit				
		Evora Care Kit	per unit 290132	27,27
<p>The Evora Care Kit is a cleaner for periodic maintenance. Easily removes dirt and signs of use from the Evora worktop.</p>				

Easy 6 mm thick (without edge trim)			order no.	€ excl. VAT	€ incl. VAT
Wall panels up to	50 mm high (max. size is 2000 mm)	per m <sup>1</sup>	CERNAW-0-005	36,00	<b>43,56</b>
Wall panels up to	100 mm high (max. size is 2400 mm)	per m <sup>1</sup>	CERNAW-0-010	53,00	<b>64,13</b>
Wall panels up to	200 mm high (max. size is 2800 mm)	per m <sup>1</sup>	CERNAW-0-020	104,00	<b>125,84</b>
Wall panels up to	300 mm high	per m <sup>1</sup>	CERNAW-0-030	175,00	<b>211,75</b>
Wall panels up to	400 mm high	per m <sup>1</sup>	CERNAW-0-040	207,00	<b>250,47</b>
Wall panels up to	500 mm high	per m <sup>1</sup>	CERNAW-0-050	245,00	<b>296,45</b>
Wall panels up to	600 mm high	per m <sup>1</sup>	CERNAW-0-060	279,00	<b>337,59</b>
Wall panels up to	700 mm high	per m <sup>1</sup>	CERNAW-0-070	361,00	<b>436,81</b>
Wall panels up to	800 mm high	per m <sup>1</sup>	CERNAW-0-080	412,00	<b>498,52</b>
Wall panels up to	900 mm high	per m <sup>1</sup>	CERNAW-0-090	472,00	<b>571,12</b>
Wall panels up to	1000 mm high	per m <sup>1</sup>	CERNAW-0-100	526,00	<b>636,46</b>
Wall panels up to	1100 mm high	per m <sup>1</sup>	CERNAW-0-110	575,00	<b>695,75</b>
Wall panels up to	1200 mm high	per m <sup>1</sup>	CERNAW-0-120	635,00	<b>768,35</b>
Wall panels up to	1350 mm high	per m <sup>1</sup>	CERNAW-0-135	688,00	<b>832,48</b>
Wall panels up to	1500 mm high	per m <sup>1</sup>	CERNAW-0-150	766,00	



Smart 6 mm thick (without edge finish)					
Wall panels up to	50 mm high (max. size is 2000 mm)	per m <sup>1</sup>	CERNAW-1-005	42,00	<b>50,82</b>
Wall panels up to	100 mm high (max. size is 2400 mm)	per m <sup>1</sup>	CERNAW-1-010	60,00	<b>72,60</b>
Wall panels up to	200 mm high (max. size is 2800 mm)	per m <sup>1</sup>	CERNAW-1-020	122,00	<b>147,62</b>
Wall panels up to	300 mm high	per m <sup>1</sup>	CERNAW-1-030	196,00	<b>237,16</b>
Wall panels up to	400 mm high	per m <sup>1</sup>	CERNAW-1-040	242,00	<b>292,82</b>
Wall panels up to	500 mm high	per m <sup>1</sup>	CERNAW-1-050	296,00	<b>358,16</b>
Wall panels up to	600 mm high	per m <sup>1</sup>	CERNAW-1-060	358,00	<b>433,18</b>
Wall panels up to	700 mm high	per m <sup>1</sup>	CERNAW-1-070	438,00	<b>529,98</b>
Wall panels up to	800 mm high	per m <sup>1</sup>	CERNAW-1-080	498,00	<b>602,58</b>
Wall panels up to	900 mm high	per m <sup>1</sup>	CERNAW-1-090	558,00	<b>675,18</b>
Wall panels up to	1000 mm high	per m <sup>1</sup>	CERNAW-1-100	619,00	<b>748,99</b>
Wall panels up to	1100 mm high	per m <sup>1</sup>	CERNAW-1-110	679,00	<b>821,59</b>
Wall panels up to	1200 mm high	per m <sup>1</sup>	CERNAW-1-120	740,00	<b>895,40</b>
Wall panels up to	1350 mm high	per m <sup>1</sup>	CERNAW-1-135	808,00	<b>977,68</b>
Wall panels up to	1500 mm high	per m <sup>1</sup>	CERNAW-1-150	860,00	



Classic 6 mm thick (without edge finish)					
Wall panels up to	50 mm high (max. size is 2000 mm)	per m <sup>1</sup>	CERNAW-2-005	50,00	<b>60,50</b>
Wall panels up to	100 mm high (max. size is 2400 mm)	per m <sup>1</sup>	CERNAW-2-010	73,00	<b>88,33</b>
Wall panels up to	200 mm high (max. size is 2800 mm)	per m <sup>1</sup>	CERNAW-2-020	148,00	<b>179,08</b>
Wall panels up to	300 mm high	per m <sup>1</sup>	CERNAW-2-030	231,00	<b>279,51</b>
Wall panels up to	400 mm high	per m <sup>1</sup>	CERNAW-2-040	297,00	<b>359,37</b>
Wall panels up to	500 mm high	per m <sup>1</sup>	CERNAW-2-050	368,00	<b>445,28</b>
Wall panels up to	600 mm high	per m <sup>1</sup>	CERNAW-2-060	455,00	<b>550,55</b>
Wall panels up to	700 mm high	per m <sup>1</sup>	CERNAW-2-070	526,00	<b>636,46</b>
Wall panels up to	800 mm high	per m <sup>1</sup>	CERNAW-2-080	601,00	<b>727,21</b>
Wall panels up to	900 mm high	per m <sup>1</sup>	CERNAW-2-090	667,00	<b>807,07</b>
Wall panels up to	1000 mm high	per m <sup>1</sup>	CERNAW-2-100	740,00	<b>895,40</b>
Wall panels up to	1100 mm high	per m <sup>1</sup>	CERNAW-2-110	772,00	<b>934,12</b>
Wall panels up to	1200 mm high	per m <sup>1</sup>	CERNAW-2-120	822,00	<b>994,62</b>
Wall panels up to	1350 mm high	per m <sup>1</sup>	CERNAW-2-135	882,00	<b>1.067,22</b>
Wall panels up to	1500 mm high	per m <sup>1</sup>	CERNAW-2-150	970,00	



Finish			order no.	€ excl. VAT	€ incl. VAT
Polishing visible side - single facet (1F)		per m <sup>1</sup>	CERNAW-1F	40,00	<b>48,40</b>
Thicken to 14 mm (VF014)		per m <sup>1</sup>	CERNAW-V014	165,00	<b>199,65</b>
sawing the side of the worktop in mitre (45 degrees)		per m <sup>1</sup>	CERNAW-I22	76,00	

Cut-outs					
Wall sockets cut-outs (70 mm round)		per unit	CERNAW-KRG070	62,00	<b>75,02</b>
Other cut-outs (smaller than 490 x 450 mm)		per unit	CERNAW-KOOK-OP	100,50	

Additional machinings					
Oblique side without edge finishing		per unit	CERNAW-S	79,00	<b>95,59</b>
Rounded corner up to radius 300 mm, without edge finishing		per unit	CERNAW-R30	180,00	<b>217,80</b>
Rounded corner from radius 300 mm, without edge finishing		per unit	CERNAW-R31	331,00	
Double cut-out (two sides), without edge finishing		per unit	CERNAW-KOL-A	90,00	<b>108,90</b>
Triple cut-out (three sides), without edge finishing		per unit	CERNAW-KOL3-A	117,00	

8

Side panel type A semi freestanding					
	Side panels up to 300mm deep	per m <sup>1</sup>	CERSTOL-A-030	670,00	<b>810,70</b>
	Side panels up to 650mm deep	per m <sup>1</sup>	CERSTOL-A-065	931,00	<b>1.126,51</b>
	Side panels up to 900 mm deep	per m <sup>1</sup>	CERSTOL-A-090	1.117,00	<b>1.351,57</b>
	Side panels up to 1200 mm deep	per m <sup>1</sup>	CERSTOL-A-120	1.297,00	<b>1.569,37</b>
	Side panels up to 1500mm deep	per m <sup>1</sup>	CERSTOL-A-150	1.618,00	
	Side panel width, 30 to 100 mm				

Side panel type B freestanding					
	Side panels up to 300mm deep	per m <sup>1</sup>	CERSTOL-B-030	899,00	<b>1.087,79</b>
	Side panels up to 650mm deep	per m <sup>1</sup>	CERSTOL-B-065	1.161,00	<b>1.404,81</b>
	Side panels up to 900 mm deep	per m <sup>1</sup>	CERSTOL-B-090	1.525,00	<b>1.845,25</b>
	Side panels up to 1200 mm deep	per m <sup>1</sup>	CERSTOL-B-120	1.928,00	<b>2.332,88</b>
	Side panels up to 1500mm deep	per m <sup>1</sup>	CERSTOL-B-150	2.261,00	
	Side panel width, 30 to 100 mm				

- > The front- and backside are standard finished. So waterstop can be used in combination with base cabinets - both free standing or against de wall.
- > The visible components on the cabinet side, such as by the plinth and door are finished in Fenix. finished in ceramic.
- > The non-visible parts of type A on the cabinet side are finished in wood so the side panels can be easily installed with screws to the cabinet.
- > Type A is on the backside finished with 140 mm converted.
- > The tolerances in measurement between worktop, cabinet and side panel are very critical. For this reason, we recommend 2 mm overhang per visible side of the worktop relative to the side panel.
- > To guarantee a good connection between the worktop and these panel we advise you indicate on which side the side panel will be installed.
- > Side panels that serve as support for tables without lower cabinets are on request.
- > Calculate this per part: round off to the nearest 100 mm (above), minimum is 600 mm.



Worktop Evora Ceramics Glow (S)



## Advantages



Extremely scratch-resistant



Acid-resistant



Maintenance free



Stain resistant



Chip-sensitive

## Icons



Price group to which this article belongs.  
Some articles have a different discount, this  
is mentioned separately.



Maximum length



Maximum width



Pattern direction is horizontal



Veined pattern



Large colour gradient in the worktops.  
Attention at joints



Core in colour of the worktop



New colour in the collection

## Approvals



Greenguard



NSF



# DEKTON

## **Contents:**

- 9.3 Colour options
- 9.8 Product information

### **8 mm**

- 9.12 Base material 8 mm
- 9.13 Edge finishes
- 9.14 Extra works












### **12 mm**

- 9.15 Base material 12 mm
- 9.16 Edge finishes
- 9.17 Wall panels, tile skirting and window sills
- 9.18 Extra works and side panels















Worktop Dekton Soke (S)













Classic		colour sample	full panel
<b>Colour:</b> Danae <b>S</b> <b>Thickness:</b> 8 mm / 12 mm <b>Surface:</b> Satin <b>Max. dimensions:</b> 3150 1400 <b>Particularities:</b> 			
<b>Colour:</b> Eter <b>S</b> <b>Thickness:</b> 8 mm / 12 mm <b>Surface:</b> Satin <b>Max. dimensions:</b> 3150 1400			
<b>Colour:</b> Fossil <b>S</b> <b>Thickness:</b> 8 mm / 12 mm <b>Surface:</b> Satin <b>Max. dimensions:</b> 3150 1400 <b>Particularities:</b> 			
<b>Colour:</b> Sirius <b>S</b> <b>Thickness:</b> 8 mm / 12 mm <b>Surface:</b> Satin <b>Max. dimensions:</b> 3150 1400 <b>Particularities:</b> 			

Although the pictures in this chapter give you a good impression of our colours, there might be slight differences in reality. Therefore, we recommend to always consult your samples.

Premium		colour sample	full panel
Colour:	<b>Domoos S</b>		
Thickness:	8 mm / 12 mm		
Surface:	Satin		
Max. dimensions:	3150 x 1400		
Particularities:			
Colour:	<b>Kelya S</b>		
Thickness:	8 mm / 12 mm		
Surface:	Satin		
Max. dimensions:	3150 x 1400		
Particularities:			
Colour:	<b>Kira S</b>		
Thickness:	8 mm / 12 mm		
Surface:	Satin		
Max. dimensions:	3150 x 1400		
Particularities:			
Colour:	<b>Kreta S</b>		
Thickness:	8 mm / 12 mm		
Surface:	Satin		
Max. dimensions:	3150 x 1400		
Particularities:			
Colour:	<b>Laos S</b>		
Thickness:	8 mm / 12 mm		
Surface:	Satin		
Max. dimensions:	3150 x 1400		
Particularities:			
Colour:	<b>Lunar S</b>		
Thickness:	8 mm / 12 mm		
Surface:	Satin		
Max. dimensions:	3150 x 1400		
Particularities:			
Colour:	<b>Nacre</b>		
Thickness:	8 mm / 12 mm		
Surface:	Satin		
Max. dimensions:	3150 x 1400		
Particularities:			
Colour:	<b>Orix S</b>		
Thickness:	8 mm / 12 mm		
Surface:	Satin		
Max. dimensions:	3150 x 1400		
Particularities:			

Although the pictures in this chapter give you a good impression of our colours, there might be slight differences in reality. Therefore, we recommend to always consult your samples.

Premium	colour sample	full panel
<p>Colour: <b>Radium S</b></p> <p>Thickness: 8 mm / 12 mm</p> <p>Surface: Satin</p> <p>Max. dimensions: 3150 x 1400</p> <p>Particularities: </p>		
<p>Colour: <b>Soke S</b></p> <p>Thickness: 8 mm / 12 mm</p> <p>Surface: Satin</p> <p>Max. dimensions: 3150 x 1400</p> <p>Particularities: </p>		
<p>Colour: <b>Trilium S</b></p> <p>Thickness: 8 mm / 12 mm</p> <p>Surface: Satin</p> <p>Max. dimensions: 3150 x 1400</p> <p>Particularities: </p>		


Ultimo	colour sample	full panel
<p>Colour: <b>Arga L</b></p> <p>Thickness: 8 mm / 12 mm</p> <p>Surface: Lux</p> <p>Max. dimensions: 3150 x 1400</p> <p>Particularities: </p>		
<p>Colour: <b>Aura S</b></p> <p>Thickness: 8 mm / 12 mm</p> <p>Surface: Satin</p> <p>Max. dimensions: 3150 x 1400</p> <p>Particularities: </p>		
<p>Colour: <b>Bergen L</b></p> <p>Thickness: 8 mm / 12 mm</p> <p>Surface: Lux</p> <p>Max. dimensions: 3150 x 1400</p> <p>Particularities: </p>		
<p>Colour: <b>Laurent S</b></p> <p>Thickness: 8 mm / 12 mm</p> <p>Surface: Satin</p> <p>Max. dimensions: 3150 x 1400</p> <p>Particularities: </p>		

Although the pictures in this chapter give you a good impression of our colours, there might be slight differences in reality. Therefore, we recommend to always consult your samples.


## Ultimo

### colour sample


### full panel


Colour: **Liquid Embers S**  
 Thickness: 8 mm / 12 mm  
 Surface: Satin  
 Max. dimensions: 3150 x 1400  
 Particularities: 




Colour: **Liquid Sky S**  
 Thickness: 8 mm / 12 mm  
 Surface: Satin  
 Max. dimensions: 3150 x 1400  
 Particularities: 



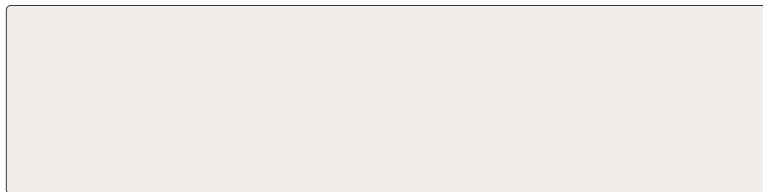

Colour: **Neural**  
 Thickness: 8 mm / 12 mm  
 Surface: Satin  
 Max. dimensions: 3150 x 1400  
 Particularities: 



Colour: **Rem S**  
 Thickness: 8 mm / 12 mm  
 Surface: Satin  
 Max. dimensions: 3150 x 1400  
 Particularities: 



Colour: **Zenith S**  
 Thickness: 8 mm / 12 mm  
 Surface: Satin  
 Max. dimensions: 3150 x 1400  
 Particularities: 



Colour	thickness	surface texture	maximum size	particularities
<b>Classic</b>				
Danae	8 mm / 12 mm	<b>S</b> - Satin	3150 x 1400 mm	
Eater	8 mm / 12 mm	<b>S</b> - Satin	3150 x 1400 mm	
Fossil	8 mm / 12 mm	<b>S</b> - Satin	3150 x 1400 mm	
Sirius	8 mm / 12 mm	<b>S</b> - Satin	3150 x 1400 mm	
<b>Premium</b>				
Domoos	8 mm / 12 mm	<b>S</b> - Satin	3150 x 1400 mm	
Kelya	8 mm / 12 mm	<b>S</b> - Satin	3150 x 1400 mm	
Kira	8 mm / 12 mm	<b>S</b> - Satin	3150 x 1400 mm	
Kreta	8 mm / 12 mm	<b>S</b> - Satin	3150 x 1400 mm	
Laos	8 mm / 12 mm	<b>S</b> - Satin	3150 x 1400 mm	
Lunar	8 mm / 12 mm	<b>S</b> - Satin	3150 x 1400 mm	
Nacre	8 mm / 12 mm	<b>S</b> - Satin	3150 x 1400 mm	
Orix	8 mm / 12 mm	<b>S</b> - Satin	3150 x 1400 mm	
Radium	8 mm / 12 mm	<b>S</b> - Satin	3150 x 1400 mm	
Soke	8 mm / 12 mm	<b>S</b> - Satin	3150 x 1400 mm	
Trilium	8 mm / 12 mm	<b>S</b> - Satin	3150 x 1400 mm	
<b>Ultimo</b>				
Arga	8 mm / 12 mm	<b>L</b> - Lux	3150 x 1400 mm	
Aura	8 mm / 12 mm	<b>S</b> - Satin	3150 x 1400 mm	
Bergen	8 mm / 12 mm	<b>L</b> - Lux	3150 x 1400 mm	
Laurent	8 mm / 12 mm	<b>S</b> - Satin	3150 x 1400 mm	
Liquid Embers	8 mm / 12 mm	<b>S</b> - Satin	3150 x 1400 mm	
Liquid Sky	8 mm / 12 mm	<b>S</b> - Satin	3150 x 1400 mm	
Neural	8 mm / 12 mm	<b>S</b> - Satin	3150 x 1400 mm	
Brake	8 mm / 12 mm	<b>S</b> - Satin	3150 x 1400 mm	
Zenith	8 mm / 12 mm	<b>S</b> - Satin	3150 x 1400 mm	


Note: These colours are sampled by default. For other colors or structures, please contact the sales department.  
Consider a longer delivery time, price on request.

## Explanation icons


- Pattern direction is horizontal
- In case of a (corner) joint, a veined pattern does not automatically continue in the other part of the worktop.
- Core in colour of the worktop
- Large color gradient in the plate, from dark to light or a vein. This is not clearly visible on a sample piece. Particularly with coupling connections, a large contrast or color difference can arise. Always mention this during the sales conversation.
- New colour in the collection
- L** Lux (L) is a polished surface with a high gloss appearance.
- S** Satin: honed surface with a matte appearance. Grease and fingerprints are more likely to show

## Discontinued colours 2023 (Available in additional collection)

Keon



Detail possible corner connection.



Detail possible corner connection: worktop pattern does not run through by default.



## Material

### Composition

- > 100% natural minerals (glass, quartz, porcelain)
- > Ultra compact pressed by Particle Sintering Technology
- > No binding agents and/or additives

### Underglueing

Dekton 8mm is completely underglued with a sandwich panel of magnesium board and PU foam. Reinforced with tubes made of recycled plastic.

### Product description

#### 8 mm / 12 mm

(Max.) dimensions:	3150 x 1400 mm
thickness:	8 mm (thickened) / 12mm (solid)
weight:	35 kg/m <sup>2</sup> (based on a 40 mm thickened or solid 12 mm worktop)
surface texture	<b>L</b> Lux (polished) <b>S</b> Satin (honed)
Applications:	customized worktops, wallpanels, side panels and windowsills

#### 20 mm

All (additional) Dekton colours are available - on request - in a worktop thickness of 20 mm. Contact the sales department for the price and delivery time.

## Properties

### Advantages

- > natural look
- > waterproof (does not have to be impregnated)
- > more scratch resistant compared to worktops of other materials
- > hygienic: food residues do not attract
- > maintenance friendly

### Surface textures

- > Lux (polished) (L) is a high gloss appearance that is achieved by means of a glazing. This makes micro scratches more visible.
- > (S) Satin surfaces are specially polished to give it a matt appearance. As a result, the surface has different properties than polished. Due to the satin surface, fingerprints and fat are more visible and the colour in use is less even than a polished surface

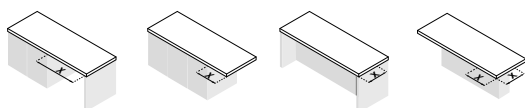
### Important:

- > use chopping boards to prevent the knives from getting blunt
- > for thickened worktops, we recommend using coasters when the pans come straight from the fire. The Thermoschock can lead to cracking in some situations.
- > color and/or texture differences compared to delivered samples are possible and are no reason for reclamation
- > Dekton is vulnerable to breakage and damage, for example with point or impact loads. Therefore, always carry Dekton worktops vertically, be careful during transport and assembly, be careful not to over-tighten taps, sockets or screws and connect the tops. Be careful with heavy / sharp objects that could potentially fall on the worktop. Unfortunately, any flakes that jump off a worktop cannot be repaired invisibly.
- > the protruding rim above the undermount sink in Dekton is more sensitive to impact than other worktop materials. Damage caused by bumping pans, for example, cannot be claimed
- > stains arising during the installation or stains arising due to the use of the worktop are no reason for reclamation
- > never stand or sit on the worktop
- > for warranty conditions and General Terms and Conditions see: [www.dekkerzevenhuizen.nl/customerportal](http://www.dekkerzevenhuizen.nl/customerportal)

### Order

- > when calculating lengths, round up to 100 mm (min. 600 mm)
- > (standard) dimensional tolerance 3 mm (length, depth, height)
- > the worktop is all-around thickened for edge finishings of 20, 30, 40, 60, 80 and 100 mm high
- > order all worktop parts at the same time due to colour and structure differences between batches (differences will be kept to a minimum, but some difference - in particular with wallpanels - is inevitable!); when measuring at a later time, give us plus-minus sizes and inform us based on "reservation". In case of subsequent or re-deliveries, colour differences between parts are unavoidable and no reason for reclamation. Reserved material (for wallpanels) must be "ordered" within one month after delivery of the worktop (longer term possible in consultation).
- > Always calculate machinings and edge finishings separately

- > required distance between the front-/backside and the cut-outs is min. 50 mm (due to the reinforcement); min. distance between cut-outs is 50 mm; min. distance between cut-outs and the joint/sides is 150 mm
- > the following applies for all sides: keep a minimum of 2 mm overhang between the worktop and the waterfall
- > required distance between the cabinets and the wall is min. 2 mm (material may possibly expand)
- > for 12 mm solid worktops are flush-mounted sinks with a depth more than 480 mm, only possible in combination with a (min.) depth of 650 mm of the worktop
- > for 12 mm solid worktops it is not possible to place a drawer under the hob
- > The worktop part can be reinforced from an edge height of 30 mm (VF03), which minimizes the sagging (up to 3 mm sagging falls within the tolerance) and it is immediately neatly finished on the underside. The kitchen drawing must indicate which part is freely hanging and where the support from the kitchen ends. Every situation is unique, but keep in mind as a general rule that for each free-hanging part, at least twice as large a part of extra reinforcement must be placed on the kitchen (average calculation factor is 1.7). If the design shows larger spans, a recess is planned in the vicinity of the free-hanging part, or another constructive issue arises, please contact the office staff. When a solution is chosen with the use of a frame, this standard will be visible at the bottom.



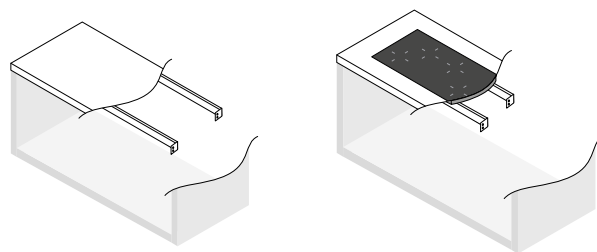
material-thickness (mm)	x = max. (mm):	x = max. (mm):	x = max. (mm):	x = max. (mm):
30 mm	800	200	200	200
40 mm	1200	350	350	300
60 mm	1500	400	350	300
80 mm	1800	450	350	300
100 mm	1800	450	350	300

**Note:** for 12 mm or 20 mm solid worktops and 20 mm thickened (VF02, RR02, VP02), they must always be fully supported

- > to prevent sagging of a solid (without undergluing) or thickened worktop up to 20 mm (VF02, RR02, VP02), the application of additional support is necessary. For large cabinets of 800 mm or more, we recommend using our support set.
- > (flush-mounted) hobs and sinks with a built-in depth of  $\geq 5$  mm and/or a weight  $\geq 20$  kg must be additionally supported from the cabinet in order to be able to install (completely) tension-free. Use our support set for this. Without support, the warranty will be void.

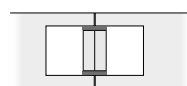
This separate support set can be ordered under article number DIV-StEUN-GR.

Following shows you how to calculate and work out a

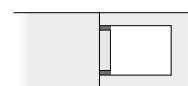


"fork"-joint:

Type A



Type B



2x recess for VORK-A 1x hob recess\* + coupling (max. 20 x 450 mm) + joint

We recommend type A because of the risk of breakage during transport/assembly, and also when assembling, make sure there is sufficient support under the joint.

\*With a minimum depth of the worktop of 600 mm, the cut-out for a hob with Type B is max. 780 x 490 mm. Larger cut-outs will be automatically adjusted to Type A.

- > when the construction is too weak for transport, Dekker reserves the right to leave a part of the cut-out in place. This must then be sawn away during installation

- > the order should contain the color, dimensions, all cut outs (including type of sink and/or hob, and if necessary the diameter), front measure in case of cut outs, body measure in case of high cabinet connections, space and type of edge finishing (when the position of the dishwasher is mentioned, an assembly strip will be provided, except for 12 mm solid worktops) and preferably a drawing of the kitchen.
- > possible measurement, delivery and mounting on the address provided, on prevered date, mention on the order with phone number reachable during the day (preferably cell-number)
- > We would like to receive molds at least 4 weeks before delivery. Molds must meet the following requirements: full size and of solid material (wood). Additionally, mention this on your order form.

Always send a plan and an explanation from your order program. If you send both, we will proceed on the basis of the plan. Always check your order confirmation, as this is binding.

## Modifications and cancellations

- > Indicated on the order confirmation.

It is not possible to change or cancel tops with colours and sinks outside the standard collection (they will be ordered specially for you)

## Delivery

- > Delivery time is 4-5 weeks (take into account the time required for measurement, delivery and installation! max. 2 weeks before delivery "call up" due to the risk of damage in the warehouse and a higher chance of the presence of material from the same batch for possible additional orders), longer during the holiday period
- > worktops, wallpanels, plinths are standard packed in wooden crates
- > sink supplied separately
- > installation instructions and maintenance advice are included in the leaflet. The warranty conditions can be found on our website.
- > residual material of cut-outs will never be supplied
- > during delivery of the worktops, provide physically suitable lifting assistance, good storage space and free walking space

- > delivery at commission address, only upon request (please make own arrangements for transport to cellars and upper floors!)
- > delivery and installation of exceptionally heavy and/or unmanageable parts of worktops only provided on the basis on subsequent costing

Check your order carefully! Once the consignment note has been signed, complaints about any damage to the products will no longer be accepted.

## Measuring and installation

- > see chapter "service".

## 5. Maintenance

### Daily maintenance

Wipe your worktop daily with a cloth and a clean soapy water from some detergent. Always rinse thoroughly with lukewarm water and dry your worktop with a clean, dry tea towel or kitchen paper. This will absorb any remaining dirt and any soap and water residues.

For optimal results, choose the Evora Care Kit. The Evora Daily Cleaner is for daily maintenance. Spray the Daily Cleaner on the worktop and let it soak in for 2-3 minutes. Wipe with a damp cloth and dry the top with a clean, dry tea towel or kitchen paper.

### Periodic maintenance

To easily remove stubborn dirt and traces of use, you can also use Evora Intensive Cleaner use, a special cleaner for stone worktops. Apply the Intensive Cleaner undiluted or diluted 1:5 with a non-scratch melamine sponge. 5-10 let it soak in for minutes and wipe it off with a damp cloth and dry the worktop with a clean, dry tea towel or kitchen paper. Always rinse well with lukewarm water and dry your top with a clean, dry tea towel or kitchen paper.

### Removing specific stains

#### **Grease, coffee/tea or red wine** (shiny or brown spot)

Let the Evora Cleaner or a clean soapy water of some detergent settle in for a while until the dirt starts to react. Then treat with a melamine sponge. Moisten it slightly and then squeeze it out for sufficient friction. Always rinse thoroughly with lukewarm water and dry your worktop with a clean, dry dishcloth or kitchen paper.

On a Lux (polished) surface, these stains may be more stubborn. When the stain can not be removed with the cleaner or a soapy water, use what diluted bleach and continue the steps as mentioned above.

## **Lime stains (dull white or brown spots)**

Allow the Intensive Cleaner to soak in for a while. Then treat with a melamine sponge. Make this slightly moist and then squeeze it for sufficient friction. Rinse with lukewarm water and dry thoroughly with a piece of kitchen paper. For stubborn limescale, a Sanitary Cleaner can be used (refer to online shop). For Granite, a cleaning vinegar can also be used. Do not let it soak too long. Be careful that cleaning vinegar does not come into contact with marble or hard stone.

## **Ink, paint or nicotine**

Remove the absorbed stains of ink, paint, nicotine or felt-tip pen initially with Intensive Cleaner undiluted. Let this soak in for 5 minutes.

Then treat with a melamine sponge. Make this slightly damp and then squeeze it for sufficient friction. If this does not give sufficient results, you can also use benzene or turpentine. Always rinse well with lukewarm water and dry your worktop with a clean, dry tea towel or kitchen paper.

## **Remove stubborn stains**

(do not use on Lux surfaces)

Use a abrasive sponge (with nylon lace) and a liquid abrasive. Wet the sponge so that the abrasive is sufficiently diluted and a polished surface cannot be damaged. Always treat a larger surface, as intensive use on a small surface can lead to a difference in gloss. Always rinse thoroughly with lukewarm water and dry your worktop with a clean, dry dishcloth or kitchen paper. Have the stains, rings or scratches diminished, but not yet completely disappeared? Then repeat this process. This treatment is not for the daily maintenance of your worktop!

Note: NEVER use hard abrasives such as steel wool, sandpaper or diamonds. They can permanently damage the worktop surface!

## **Tips**

- > Never allow liquids to dry. Do not leave fats or foods on the worktop for an unnecessarily long time.
- > NEVER use aggressive cleaning agents such as paint remover, brush, metal or oven cleaners, chlorine, sink unblockers or other chemicals!

## **More information!**

Would you like more information and cleaning tips or read about special offers from professional cleaners?

Then check out [www.dekkerzevenhuizen.com/](http://www.dekkerzevenhuizen.com/)

## **maintenance**


### **Evora Care Kit**

**article number: 290132**


A cleaner for periodic maintenance. Removes easily dirt and signs of use of the Evora worktop.



Evora Care kit consists of a daily cleaner (500ml) and an intensive cleaner (250ml) [www.dekkerzevenhuizen.com/shop](http://www.dekkerzevenhuizen.com/shop)

Classic				order no.	excl. VAT	incl. VAT
	worktops up to	300mm deep	per m <sup>1</sup>	DE-1-030	196,00	<b>237,16</b>
	worktops up to	600mm deep	per m <sup>1</sup>	DE-1-060	358,00	<b>433,18</b>
	worktops up to	650mm deep	per m <sup>1</sup>	DE-1-065	382,00	<b>462,22</b>
	worktops up to	700mm deep	per m <sup>1</sup>	DE-1-070	438,00	<b>529,98</b>
	worktops up to	800mm deep	per m <sup>1</sup>	DE-1-080	498,00	<b>602,58</b>
	worktops up to	900mm deep	per m <sup>1</sup>	DE-1-090	558,00	<b>675,18</b>
	worktops up to	1000mm deep	per m <sup>1</sup>	DE-1-100	619,00	<b>748,99</b>
	worktops up to	1100mm deep	per m <sup>1</sup>	DE-1-110	679,00	<b>821,59</b>
	worktops up to	1200mm deep	per m <sup>1</sup>	DE-1-120	740,00	<b>895,40</b>
	worktops up to	1350mm deep	per m <sup>1</sup>	DE-1-135	808,00	<b>977,68</b>
	worktops up to	1500mm deep	per m <sup>1</sup>	DE-1-150	860,00	<b>1.040,60</b>


8 mm Dekton (fully underglued)  
without edge finishing

Premium						
	worktops up to	300mm deep	per m <sup>1</sup>	DE-2-030	231,00	<b>279,51</b>
	worktops up to	600mm deep	per m <sup>1</sup>	DE-2-060	455,00	<b>550,55</b>
	worktops up to	650mm deep	per m <sup>1</sup>	DE-2-065	482,00	<b>583,22</b>
	worktops up to	700mm deep	per m <sup>1</sup>	DE-2-070	526,00	<b>636,46</b>
	worktops up to	800mm deep	per m <sup>1</sup>	DE-2-080	601,00	<b>727,21</b>
	worktops up to	900mm deep	per m <sup>1</sup>	DE-2-090	667,00	<b>807,07</b>
	worktops up to	1000mm deep	per m <sup>1</sup>	DE-2-100	740,00	<b>895,40</b>
	worktops up to	1100mm deep	per m <sup>1</sup>	DE-2-110	772,00	<b>934,12</b>
	worktops up to	1200mm deep	per m <sup>1</sup>	DE-2-120	822,00	<b>994,62</b>
	worktops up to	1350mm deep	per m <sup>1</sup>	DE-2-135	882,00	<b>1.067,22</b>
	worktops up to	1500mm deep	per m <sup>1</sup>	DE-2-150	970,00	<b>1.173,70</b>







8 mm Dekton (fully underglued)  
without edge finishing

9








8 mm


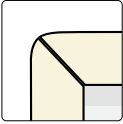




Ultimo						
	worktops up to	300mm deep	per m <sup>1</sup>	DE-3-030	289,00	<b>349,69</b>
	worktops up to	600mm deep	per m <sup>1</sup>	DE-3-060	526,00	<b>636,46</b>
	worktops up to	650mm deep	per m <sup>1</sup>	DE-3-065	553,00	<b>669,13</b>
	worktops up to	700mm deep	per m <sup>1</sup>	DE-3-070	623,00	<b>753,83</b>
	worktops up to	800mm deep	per m <sup>1</sup>	DE-3-080	688,00	<b>832,48</b>
	worktops up to	900mm deep	per m <sup>1</sup>	DE-3-090	745,00	<b>901,45</b>
	worktops up to	1000mm deep	per m <sup>1</sup>	DE-3-100	823,00	<b>995,83</b>
	worktops up to	1100mm deep	per m <sup>1</sup>	DE-3-110	869,00	<b>1.051,49</b>
	worktops up to	1200mm deep	per m <sup>1</sup>	DE-3-120	926,00	<b>1.120,46</b>
	worktops up to	1350mm deep	per m <sup>1</sup>	DE-3-135	982,00	<b>1.188,22</b>
	worktops up to	1500mm deep	per m <sup>1</sup>	DE-3-150	1.030,00	<b>1.246,30</b>

8 mm Dekton (fully underglued)  
without edge finishing


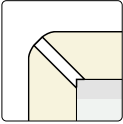





Corner connections						
Corner connection 1	(angle connection)		per unit	DE-HV1	55,00	<b>66,55</b>
Corner connection 2	(mitre coupling)		per unit	DE-HV2	128,00	<b>154,88</b>
Corner connection 3	(angled section with mitre joint)		per unit	DE-x-HV3	877,00	<b>1.061,17</b>
Corner connection 3a	(slanted corner part with angled coupling)		per unit	DE-x-HV3A	877,00	<b>1.061,17</b>
Corner connection 4	(full angle section with mitre joint)		per unit	DE-x-HV4	1.034,00	<b>1.251,14</b>
Corner connection 4a	(full angle section with mitre joint)		per unit	DE-x-HV4A	1.034,00	<b>1.251,14</b>

\* replace 'x' with condition group number (1, 2 or 3)


Mitered edge with facet						order no.	€ excl. VAT	€ incl. VAT
 20 to 100 mm mitered edge with facet		VF02		per m <sup>1</sup>	DE-VF02		165,00	<b>199,65</b>
		VF03		per m <sup>1</sup>	DE-VF03		130,00	<b>157,30</b>
		VF04		per m <sup>1</sup>	DE-VF04		130,00	<b>157,30</b>
		VF06		per m <sup>1</sup>	DE-VF06		165,00	<b>199,65</b>
		VF08		per m <sup>1</sup>	DE-VF08		202,00	<b>244,42</b>
		VF10		per m <sup>1</sup>	DE-VF10		234,00	<b>283,14</b>

Rounded edge								
 20 to 100 mm rounded edge with facet		RR02		per m <sup>1</sup>	DE-RR02		200,00	<b>242,00</b>
		RR03		per m <sup>1</sup>	DE-RR03		165,00	<b>199,65</b>
		RR04		per m <sup>1</sup>	DE-RR04		165,00	<b>199,65</b>
		RR06		per m <sup>1</sup>	DE-RR06		200,00	<b>242,00</b>
		RR08		per m <sup>1</sup>	DE-RR08		237,00	<b>286,77</b>
		RR10		per m <sup>1</sup>	DE-RR10		269,00	<b>325,49</b>

Note: With the RR edge trim, a larger portion of the core colour becomes visible. Pattern of the worktop is interrupted.













Mitre edge with facet coloured Joca								
 20 to 100 mm mitered edge with facet colored		VP02		per m <sup>1</sup>	DE-VP02		270,00	<b>326,70</b>
		VP03		per m <sup>1</sup>	DE-VP03		211,00	<b>255,31</b>
		VP04		per m <sup>1</sup>	DE-VP04		235,00	<b>284,35</b>
		VP06		per m <sup>1</sup>	DE-VP06		270,00	<b>326,70</b>
		VP08		per m <sup>1</sup>	DE-VP08		307,00	<b>371,47</b>
		VP10		per m <sup>1</sup>	DE-VP10		339,00	<b>410,19</b>

Available in the colors Stainless Steel, Gun Metal, Copper and Gold. Clearly indicate the desired color on the order.










Other edge finishes on request. For high cabinet finishes, always order/calculate the entire side.



Cut-outs			order no.	€ excl. VAT	€ incl. VAT
Cut-out built-up hob up to 600 mm deep		per unit	DE-KOOK-OP1	154,00	<b>186,34</b>
Cut-out built-on hob with a depth larger than 600 mm		per unit	DE-KOOK-OP2	201,00	<b>243,21</b>
Cut out integrated hot plate (send a technical drawing please)		per unit	DE-UIT-KOOK-I	387,00	<b>468,27</b>
Cut-out "fork"-joint Type A (calculate 2x), max. size of 20 x 450 mm		per unit	DE-KOOK-OP	100,50	<b>121,61</b>
Cut out integrated powerport / control panel Selsiuz / Gessi / Osiris (max. 200 x 200 mm)		per unit	CO-UITVKKL	204,00	<b>246,84</b>
Cut-out integrated sink max. 450 x 450 mm		per unit	DE-UITVK	263,00	<b>318,23</b>
Cut-out integrated sink max. 450 x 450 mm		per unit	DE-UITVKGR	348,00	<b>421,08</b>
Cut-out undermount sink max. 450 x 450 mm		per unit	DE-ONDVK	457,00	<b>552,97</b>
Cut-out undermount sink larger than 450 x 450 mm		per unit	DE-ONDVKGR	571,00	<b>690,91</b>
Note: Substructure recesses offer a greater risk of chip damage					
Surcharge for sinks outside the collection (.....=article number cut-out)		per unit	.....B	100,00	<b>121,00</b>
Tap hole in worktop (mention diameter)		per unit	DE-KRG	42,00	<b>50,82</b>
Tap hole in the kitchen sink (mention diameter)		per unit	KRG035	24,50	<b>29,65</b>
Cut out for surface-mounted powerport / socket (Ø 70-120 mm)		per unit	DE-KPL-ROND	123,00	<b>148,83</b>

NB! (flush-mounted) hobs and sinks with a weight of ≥ 20 kg need additional support. Use our support set for this.

## Extra works

Beveled side without edge finishing (with edge finishing from 50 x 50 mm).		per unit	DE-S	79,00	<b>95,59</b>
Rounded corner up to radius 300 mm, without edge finishing*		per unit	DE-R30	180,00	<b>217,80</b>
Rounded corner from radius 300 mm, without edge finishing*		per unit	DE-R31	331,00	<b>400,51</b>
* finishing only possible with 12 mm solid tops					
Double cut-out (two sides), without edge finishing		per unit	DE-KOL-A	90,00	<b>108,90</b>
Triple cut-out (three sides), without edge finishing		per unit	DE-KOL3-A	117,00	<b>141,57</b>
Extra reinforcement due to free-hanging parts from VF03, RR03 and VP03		per m <sup>2</sup>	DE-ONDZ-VERST	362,00	<b>438,02</b>
Drain grooves A (4 pcs. 400 mm)		per unit	DE-AFD4-400	338,00	<b>408,98</b>
Drain grooves A (4 pcs. 500 mm)		per unit	DE-AFD4-500	447,00	<b>540,87</b>
Always calculate the extra works and edge finishings separately!					

## Maintenance kit



Evora Care Kit


per unit 290132


27,27


**33,00**







The Evora Care Kit is a cleaner for periodic maintenance. Easily removes dirt and signs of use from the Evora worktop.




Classic			order no.	€ excl. VAT	€ incl. VAT
 <p>12 mm Dekton (solid) without edge finishing</p>	Worktops up to 300 mm deep	per m <sup>1</sup>	DE12-1-030	231,00	<b>279,51</b>
	Worktops up to 600 mm deep	per m <sup>1</sup>	DE12-1-060	455,00	<b>550,55</b>
	Worktops up to 650 mm deep	per m <sup>1</sup>	DE12-1-065	482,00	<b>583,22</b>
	Worktops up to 700 mm deep	per m <sup>1</sup>	DE12-1-070	526,00	<b>636,46</b>
	Worktops up to 800 mm deep	per m <sup>1</sup>	DE12-1-080	601,00	<b>727,21</b>
	Worktops up to 900 mm deep	per m <sup>1</sup>	DE12-1-090	667,00	<b>807,07</b>
	Worktops up to 1000 mm deep	per m <sup>1</sup>	DE12-1-100	740,00	<b>895,40</b>
	Worktops up to 1100 mm deep	per m <sup>1</sup>	DE12-1-110	772,00	<b>934,12</b>
	Worktops up to 1200 mm deep	per m <sup>1</sup>	DE12-1-120	822,00	<b>994,62</b>
	Worktops up to 1350 mm deep	per m <sup>1</sup>	DE12-1-135	882,00	<b>1.067,22</b>
	Worktops up to 1500 mm deep	per m <sup>1</sup>	DE12-1-150	970,00	<b>1.173,70</b>

Premium					
 <p>12 mm Dekton (solid) without edge finishing</p>	Worktops up to 300 mm deep	per m <sup>1</sup>	DE12-2-030	289,00	<b>349,69</b>
	Worktops up to 600 mm deep	per m <sup>1</sup>	DE12-2-060	526,00	<b>636,46</b>
	Worktops up to 650 mm deep	per m <sup>1</sup>	DE12-2-065	553,00	<b>669,13</b>
	Worktops up to 700 mm deep	per m <sup>1</sup>	DE12-2-070	623,00	<b>753,83</b>
	Worktops up to 800 mm deep	per m <sup>1</sup>	DE12-2-080	688,00	<b>832,48</b>
	Worktops up to 900 mm deep	per m <sup>1</sup>	DE12-2-090	745,00	<b>901,45</b>
	Worktops up to 1000 mm deep	per m <sup>1</sup>	DE12-2-100	823,00	<b>995,83</b>
	Worktops up to 1100 mm deep	per m <sup>1</sup>	DE12-2-110	869,00	<b>1.051,49</b>
	Worktops up to 1200 mm deep	per m <sup>1</sup>	DE12-2-120	926,00	<b>1.120,46</b>
	Worktops up to 1350 mm deep	per m <sup>1</sup>	DE12-2-135	982,00	<b>1.188,22</b>
	Worktops up to 1500 mm deep	per m <sup>1</sup>	DE12-2-150	1.030,00	<b>1.246,30</b>













Ultimo					
 <p>12 mm Dekton (solid) without edge finishing</p>	Worktops up to 300 mm deep	per m <sup>1</sup>	DE12-3-030	344,00	<b>416,24</b>
	Worktops up to 600 mm deep	per m <sup>1</sup>	DE12-3-060	632,00	<b>764,72</b>
	Worktops up to 650 mm deep	per m <sup>1</sup>	DE12-3-065	670,00	<b>810,70</b>
	Worktops up to 700 mm deep	per m <sup>1</sup>	DE12-3-070	735,00	<b>889,35</b>
	Worktops up to 800 mm deep	per m <sup>1</sup>	DE12-3-080	798,00	<b>965,58</b>
	Worktops up to 900 mm deep	per m <sup>1</sup>	DE12-3-090	888,00	<b>1.074,48</b>
	Worktops up to 1000 mm deep	per m <sup>1</sup>	DE12-3-100	948,00	<b>1.147,08</b>
	Worktops up to 1100 mm deep	per m <sup>1</sup>	DE12-3-110	1.023,00	<b>1.237,83</b>
	Worktops up to 1200 mm deep	per m <sup>1</sup>	DE12-3-120	1.094,00	<b>1.323,74</b>
	Worktops up to 1350 mm deep	per m <sup>1</sup>	DE12-3-135	1.156,00	<b>1.398,76</b>
	Worktops up to 1500 mm deep	per m <sup>1</sup>	DE12-3-150	1.255,00	<b>1.518,55</b>

Corner connections					
Corner connection 1	(angle connection)		per unit	DE12-HV1	55,00 <b>66,55</b>
Corner connection 2	(mitre coupling)		per unit	DE12-HV2	128,00 <b>154,88</b>
Corner connection 3	(angled section with mitre joint)		per unit	DE12-x-HV3	877,00 <b>1.061,17</b>
Corner connection 3a	(slanted corner part with angled coupling)		per unit	DE12-x-HV3A	877,00 <b>1.061,17</b>
Corner connection 4	(full angle section with mitre joint)		per unit	DE12-x-HV4	1.034,00 <b>1.251,14</b>
Corner connection 4a	(full angle section with mitre joint)		per unit	DE12-x-HV4A	1.034,00 <b>1.251,14</b>








\* replace 'x' with condition group number (1, 2 or 3)

Double facet edge					order no.	€ excl. VAT	€ incl. VAT
		2F		per m <sup>1</sup>	DE12-2F	45,00	<b>54,45</b>
		1F (wall panels)		per m <sup>1</sup>	DE12-1F	40,00	<b>48,40</b>

12 mm edge incl. double facet

Cut outs					
Cut-out built-up hob up to 600 mm deep		per unit	DE-KOOK-OP1	154,00	<b>186,34</b>
Cut-out built-on hob with a depth larger than 600 mm		per unit	DE-KOOK-OP2	201,00	<b>243,21</b>
Cut out integrated hot plate (send a technical drawing please)		per unit	DE-UIT-KOOK-I	387,00	<b>468,27</b>
Cut-out "fork"-joint Type A (calculate 2x), max. size of 20 x 450 mm		per unit	DE-KOOK-OP	100,50	<b>121,61</b>
Cut out integrated powerport / control panel Selsiuz / Gessi / Osiris (max. 200 x 200 mm)		per unit	CO-UITVKKL	204,00	<b>246,84</b>
Cut-out integrated sink max. 450 x 450 mm		per unit	DE-UITVK	263,00	<b>318,23</b>
Cut-out integrated sink max. 450 x 450 mm		per unit	DE-UITVKGR	348,00	<b>421,08</b>
Cut-out undermount sink max. 450 x 450 mm		per unit	DE-ONDVK	457,00	<b>552,97</b>
Cut-out undermount sink larger than 450 x 450 mm		per unit	DE-ONDVKGR	571,00	<b>690,91</b>
Note: Substructure recesses offer a greater risk of chip damage					
Surcharge for sinks outside the collection (.....=article number cut-out)		per unit	.....B	100,00	<b>121,00</b>
Tap hole in worktop (mention diameter)		per unit	DE-KRG	42,00	<b>50,82</b>
Tap hole in the kitchen sink (mention diameter)		per unit	KRG035	24,50	<b>29,65</b>
Cut out for surface-mounted powerport / socket (Ø 70-120 mm)		per unit	DE-KPL-ROND	123,00	<b>148,83</b>

NB! (flush-mounted) hobs and sinks with a weight of ≥ 20 kg need additional support. Use our support set for this.

Extra works					
Beveled side without edge finishing (with edge finishing from 50 x 50 mm).		per unit	DE-S	79,00	95,59
Rounded corner up to radius 300 mm, without edge finishing*		per unit	DE-R30	180,00	217,80
Rounded corner from radius 300 mm, without edge finishing*		per unit	DE-R31	331,00	400,51
* finishing only possible with 12 mm solid tops					
Double cut-out (two sides), without edge finishing		per unit	DE-KOL-A	90,00	108,90
Triple cut-out (three sides), without edge finishing		per unit	DE-KOL3-A	117,00	141,57
Drain grooves A (4 pcs. 400 mm)		per unit	DE-AFD4-400	338,00	408,98
Drain grooves A (4 pcs. 500 mm)		per unit	DE-AFD4-500	447,00	540,87

Always calculate the extra works and edge finishings separately!

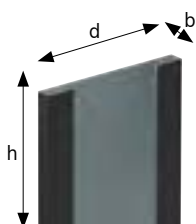
Classic 8 mm thick (without edge finish)			order no.	€ excl. VAT	€ incl. VAT
Wall panels up to	50 mm high (max. size is 2000 mm)	per m <sup>1</sup>	DENAW-1-005	42,00	<b>50,82</b>
Wall panels up to	100 mm high (max. size is 2400 mm)	per m <sup>1</sup>	DENAW-1-010	60,00	<b>72,60</b>
Wall panels up to	200 mm high (max. size is 2800 mm)	per m <sup>1</sup>	DENAW-1-020	122,00	<b>147,62</b>
Wall panels up to	300 mm high	per m <sup>1</sup>	DENAW-1-030	196,00	<b>237,16</b>
Wall panels up to	400 mm high	per m <sup>1</sup>	DENAW-1-040	242,00	<b>292,82</b>
Wall panels up to	500 mm high	per m <sup>1</sup>	DENAW-1-050	296,00	<b>358,16</b>
Wall panels up to	600 mm high	per m <sup>1</sup>	DENAW-1-060	358,00	<b>433,18</b>
Wall panels up to	700 mm high	per m <sup>1</sup>	DENAW-1-070	438,00	<b>529,98</b>
Wall panels up to	800 mm high	per m <sup>1</sup>	DENAW-1-080	498,00	<b>602,58</b>
Wall panels up to	900 mm high	per m <sup>1</sup>	DENAW-1-090	558,00	<b>675,18</b>
Wall panels up to	1000 mm high	per m <sup>1</sup>	DENAW-1-100	619,00	<b>748,99</b>
Wall panels up to	1100 mm high	per m <sup>1</sup>	DENAW-1-110	679,00	<b>821,59</b>
Wall panels up to	1200 mm high	per m <sup>1</sup>	DENAW-1-120	740,00	<b>895,40</b>
Wall panels up to	1350 mm high	per m <sup>1</sup>	DENAW-1-135	808,00	<b>977,68</b>
Wall panels up to	1500 mm high	per m <sup>1</sup>	DENAW-1-150	860,00	<b>1.040,60</b>
Premium 8 mm thick (without edge finishing)					
Wall panels up to	50 mm high (max. size is 2000 mm)	per m <sup>1</sup>	DENAW-2-005	50,00	<b>60,50</b>
Wall panels up to	100 mm high (max. size is 2400 mm)	per m <sup>1</sup>	DENAW-2-010	73,00	<b>88,33</b>
Wall panels up to	200 mm high (max. size is 2800 mm)	per m <sup>1</sup>	DENAW-2-020	148,00	<b>179,08</b>
Wall panels up to	300 mm high	per m <sup>1</sup>	DENAW-2-030	231,00	<b>279,51</b>
Wall panels up to	400 mm high	per m <sup>1</sup>	DENAW-2-040	297,00	<b>359,37</b>
Wall panels up to	500 mm high	per m <sup>1</sup>	DENAW-2-050	368,00	<b>445,28</b>
Wall panels up to	600 mm high	per m <sup>1</sup>	DENAW-2-060	455,00	<b>550,55</b>
Wall panels up to	700 mm high	per m <sup>1</sup>	DENAW-2-070	526,00	<b>636,46</b>
Wall panels up to	800 mm high	per m <sup>1</sup>	DENAW-2-080	601,00	<b>727,21</b>
Wall panels up to	900 mm high	per m <sup>1</sup>	DENAW-2-090	667,00	<b>807,07</b>
Wall panels up to	1000 mm high	per m <sup>1</sup>	DENAW-2-100	740,00	<b>895,40</b>
Wall panels up to	1100 mm high	per m <sup>1</sup>	DENAW-2-110	772,00	<b>934,12</b>
Wall panels up to	1200 mm high	per m <sup>1</sup>	DENAW-2-120	822,00	<b>994,62</b>
Wall panels up to	1350 mm high	per m <sup>1</sup>	DENAW-2-135	882,00	<b>1.067,22</b>
Wall panels up to	1500 mm high	per m <sup>1</sup>	DENAW-2-150	970,00	<b>1.173,70</b>
Ultimo 8 mm thick (without edge finishing)					
Wall panels up to	50 mm high (max. size is 2000 mm)	per m <sup>1</sup>	DENAW-3-005	57,00	<b>68,97</b>
Wall panels up to	100 mm high (max. size is 2400 mm)	per m <sup>1</sup>	DENAW-3-010	84,00	<b>101,64</b>
Wall panels up to	200 mm high (max. size is 2800 mm)	per m <sup>1</sup>	DENAW-3-020	183,00	<b>221,43</b>
Wall panels up to	300 mm high	per m <sup>1</sup>	DENAW-3-030	289,00	<b>349,69</b>
Wall panels up to	400 mm high	per m <sup>1</sup>	DENAW-3-040	359,00	<b>434,39</b>
Wall panels up to	500 mm high	per m <sup>1</sup>	DENAW-3-050	437,00	<b>528,77</b>
Wall panels up to	600 mm high	per m <sup>1</sup>	DENAW-3-060	526,00	<b>636,46</b>
Wall panels up to	700 mm high	per m <sup>1</sup>	DENAW-3-070	623,00	<b>753,83</b>
Wall panels up to	800 mm high	per m <sup>1</sup>	DENAW-3-080	688,00	<b>832,48</b>
Wall panels up to	900 mm high	per m <sup>1</sup>	DENAW-3-090	745,00	<b>901,45</b>
Wall panels up to	1000 mm high	per m <sup>1</sup>	DENAW-3-100	823,00	<b>995,83</b>
Wall panels up to	1100 mm high	per m <sup>1</sup>	DENAW-3-110	869,00	<b>1.051,49</b>
Wall panels up to	1200 mm high	per m <sup>1</sup>	DENAW-3-120	926,00	<b>1.120,46</b>
Wall panels up to	1350 mm high	per m <sup>1</sup>	DENAW-3-135	982,00	<b>1.188,22</b>
Wall panels up to	1500 mm high	per m <sup>1</sup>	DENAW-3-150	1.030,00	<b>1.246,30</b>

Finish			order no.	€ excl. VAT	€ incl. VAT
Polishing visible side - single facet (1F)		per m <sup>1</sup>	DENAW-1F	40,00	<b>48,40</b>
Thicken to 14 mm (VF014)		per m <sup>1</sup>	DENAW-2F	45,00	<b>54,45</b>
sawing the side of the worktop in mitre (45 degrees)		per m <sup>1</sup>	DENAW-I22	76,00	<b>91,96</b>
60 mm polished bottom, front double facet (2F)		per m <sup>1</sup>	DENAW-2FPO	116,00	<b>140,36</b>
Bottom side fully polished		per m <sup>1</sup>	DENAW-ONDZ-POL	930,00	<b>1.125,30</b>

Cut-outs					
Wall sockets cut-outs (70 mm round)		per unit	DENAW-KRG070	62,00	<b>75,02</b>
Other cut-outs (smaller than 490 x 450 mm)		per unit	DENAW-KOOK-OP	100,50	<b>121,61</b>

Extra works					
Oblique side without edge finishing		per unit	DENAW-S-A	79,00	<b>95,59</b>
Rounded corner up to radius 300 mm, without edge finishing		per unit	DENAW-R30	180,00	<b>217,80</b>
Rounded corner from radius 300 mm, without edge finishing		per unit	DENAW-R31	331,00	<b>400,51</b>
Double cut-out (two sides), without edge finishing		per unit	DENAW-KOL-A	90,00	<b>108,90</b>
Triple cut-out (three sides), without edge finishing		per unit	DENAW-KOL3-A	117,00	<b>141,57</b>

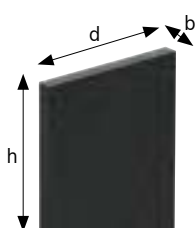
## Side panel type A semi freestanding



Side panels up to 300mm deep	per m <sup>1</sup>	DESTOL-A-030	670,00	<b>810,70</b>
Side panels up to 650mm deep	per m <sup>1</sup>	DESTOL-A-065	931,00	<b>1.126,51</b>
Side panels up to 900 mm deep	per m <sup>1</sup>	DESTOL-A-090	1.117,00	<b>1.351,57</b>
Side panels up to 1200 mm deep	per m <sup>1</sup>	DESTOL-A-120	1.297,00	<b>1.569,37</b>
Side panels up to 1500mm deep	per m <sup>1</sup>	DESTOL-A-150	1.618,00	<b>1.957,78</b>

Side panel width, 30 to 100 mm

## Side panel type B freestanding



Side panels up to 300mm deep	per m <sup>1</sup>	DESTOL-B-030	899,00	<b>1.087,79</b>
Side panels up to 650mm deep	per m <sup>1</sup>	DESTOL-B-065	1.161,00	<b>1.404,81</b>
Side panels up to 900 mm deep	per m <sup>1</sup>	DESTOL-B-090	1.525,00	<b>1.845,25</b>
Side panels up to 1200 mm deep	per m <sup>1</sup>	DESTOL-B-120	1.928,00	<b>2.332,88</b>
Side panels up to 1500mm deep	per m <sup>1</sup>	DESTOL-B-150	2.261,00	<b>2.735,81</b>

Side panel width, 30 to 100 mm

- > The front- and backside are standard finished. So waterstop can be used in combination with base cabinets - both free standing or against de wall.
  - > The visible components on the cabinet side, such as by the plinth and door are finished in Fenix. finished in ceramic.
  - > The non-visible parts of type A on the cabinet side are finished in wood so the side panels can be easily installed with screws to the cabinet.
  - > Type A is on the backside finished with 140 mm converted.
  - > The tolerances in measurement between worktop, cabinet and side panel are very critical. For this reason, we recommend 2 mm overhang per visible side of the worktop relative to the side panel.
  - > To guarantee a good connection between the worktop and these panel
- > we advise you indicate on which side the side panel will be installed.
  - > Side panels that serve as support for tables without lower cabinets are on request.
  - > Calculate this per part: round off to the nearest 100 mm (above), minimum is 600 mm.



Worktop Dekton Laos (S)



## Advantages



Shockproof



Innovative design



maintenance friendly



Glued seamlessly



3D deformable

## Icons



Price group to which this article belongs.  
Some articles have a different discount, this  
is mentioned separately.



Maximum length



Maximum width



Large colour gradient in the worktops.  
Attention at joints

## Solid surface

There are many players in the world of Solid surface. Famous and lesser known. Dekker Zevenhuizen chooses Corian so that we can guarantee the highest quality. We are proud that Corian also chooses Dekker Zevenhuizen. We have been their Industrial Partner for quite some time – and therefore bear the predicate 'reliable sales channel'. Dekker Zevenhuizen has over 50 years of experience in processing Solid surface. We know better than anyone what is possible. We provide you with a clear installation and maintenance manual, and we can advise you on the repair of usage damage.

The advantages of Industrial Partnership

- > You can give your customer a guarantee of quality and reliability.
- > As an Industrial Partner, your customer will receive a 10-year guarantee on his worktop from Dekker.
- > You are the first to know about new colours, techniques and developments.

## Approvals



Greenguard









# CORIAN













**Contents:**

- 10.3 Colour options
- 10.6 Product information
- 10.9 Base material
- 10.10 Edge finishes
- 10.11 Extra works
- 10.12 Wall panels
- 10.13 Extra works and side panels



Worktop Corian Lava Rock

Classic		colour sample	full panel
Colour:	<b>Cameo White</b>		
Thickness:	12 mm		
Surface:	Satin		
Max. dimensions:	3600 x 1200		
Colour:	<b>Designer White</b>		
Thickness:	12 mm		
Surface:	Satin		
Max. dimensions:	3600 x 1200		
Colour:	<b>Glacier White</b>		
Thickness:	12 mm		
Surface:	Satin		
Max. dimensions:	3600 x 1200		

Premium		colour sample	full panel
Colour:	<b>Artista Beige</b>		
Thickness:	12 mm		
Surface:	Satin		
Max. dimensions:	3600 x 1200		
Particularities:			
Colour:	<b>Artista Canvas</b>		
Thickness:	12 mm		
Surface:	Satin		
Max. dimensions:	3600 x 1200		
Particularities:			
Colour:	<b>Artista Dust</b>		
Thickness:	12 mm		
Surface:	Satin		
Max. dimensions:	3600 x 1200		
Particularities:			
Colour:	<b>Artista Gray</b>		
Thickness:	12 mm		
Surface:	Satin		
Max. dimensions:	3600 x 1200		
Particularities:			

Although the pictures in this chapter give you a good impression of our colours, there might be slightly differences in reality. Therefore, we recommend to always consult your samples.

Premium	colour sample	full panel
---------	---------------	------------

Colour: **Deep Black Quartz**  
 Thickness: 12 mm  
 Surface: Satin  
 Max. dimensions: 3600 x 1200  
 Particularities:



Ultimo		
--------	--	--


Colour: **Arrowroot**  
 Thickness: 12 mm  
 Surface: Satin  
 Max. dimensions: 3600 x 1200  
 Particularities:




Colour: **Clam Shell**  
 Thickness: 12 mm  
 Surface: Satin  
 Max. dimensions: 3600 x 1200  
 Particularities:



Colour: **Lava Rock**  
 Thickness: 12 mm  
 Surface: Satin  
 Max. dimensions: 3600 x 1200  
 Particularities:



Colour: **Sagebrush**  
 Thickness: 12 mm  
 Surface: Satin  
 Max. dimensions: 3600 x 1200  
 Particularities:



Colour	thickness	surface texture	maximum size	particularities
<b>Classic</b>				
Cameo White	12 mm	Satin	3600 x 1200 mm	
Designer White	12 mm	Satin	3600 x 1200 mm	
Glacier White	12 mm	Satin	3600 x 1200 mm	
<b>Premium</b>				
Artista Beige	12 mm	Satin	3600 x 1200 mm	
Artista Canvas	12 mm	Satin	3600 x 1200 mm	
Artista Dust	12 mm	Satin	3600 x 1200 mm	
Artista Gray	12 mm	Satin	3600 x 1200 mm	
Deep Black Quartz	12 mm	Satin	3600 x 1200 mm	
<b>Ultimo</b>				
Arrowroot	12 mm	Satin	3600 x 1200 mm	
Clam Shell	12 mm	Satin	3600 x 1200 mm	
Lava Rock	12 mm	Satin	3600 x 1200 mm	
Sagebrush	12 mm	Satin	3600 x 1200 mm	

These colors are sampled by default. For other colors or structures, please contact the sales department. Think of a longer delivery time, price on request.

## Explanation icons



Large color gradient in the worktop, from dark to light or a vein. This is not easily visible on a sample piece. A large contrast or colour difference can occur, particularly at joints or at glued joints (sheet longer than 3680 or deeper than 760 mm; the standard sheet size is 3680 x 760 mm). Always mention this during the sales proces.

10



Detail possible joint.



Detail possible corner connection: leaf drawing does not run through by default.



Detail possible island worktop: pattern does not run through by default.



## Material

### Composition

- > natural minerals (2/3)
- > acrylic or polyester resin
- > pigments

### Product description

(Max.) dimensions:	worktop size is 3680 x 760 mm, beyond this the worktops are extended by seamless gluing. Maximum sizes of a worktop is 3600 x 1200 mm (longer worktops are possible, but on request due to transport and installation)
thickness:	12 mm top layer
weight:	25 kg/m <sup>2</sup> (based on a 40 mm thickened worktop)
applications:	customized worktops, wall panels, side panels and windowsills

## Properties

### Advantages

- > unprecedentedly sustainable
- > 100% homogeneous (will not release in layers)
- > hygienic: food residues are not absorbed
- > Seamless gluing thanks to the filling mix
- > with minor damage, easy to repair
- > wide variety of colours and designs

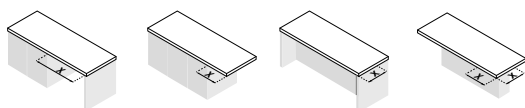
### Important

- > use cutting boards and coasters to avoid unnecessary repairs (or even irreparable damage)
- > Corian sinks without stainless steel bottom cannot be combined with a boiling water tap. Damage caused by the boiling water tap on your Corian worktop or Corian sink is no ground for reclamation
- > on dark colours, scratches and traces of use are more visible. This is no ground for reclamation.
- > before installation, deliver the worktop at the workplace and place it flat on the cabinets. This is to acclimate the worktop and to prevent dilation or shrinking of the worktop after installation.
- > seamless gluing and processing of Corian exclusively by a qualified Dekker Zevenhuizen technician (otherwise, no guarantee!). Please specify this on your order.
- > never stand or sit on the worktop

- > for warranty conditions and General Terms and Conditions see: [www.dekkerzevenhuizen.nl/customerportal](http://www.dekkerzevenhuizen.nl/customerportal)

### Order (see page 1.12)

- > when calculating lengths, round up to 100 mm (min. 600 mm)
- > the worktop is all-around thickened for edge finishings of 25, 40, 60, 80 and 100 mm high
- > (standard) dimensional tolerance 3 mm (length, depth, height)
- > calculate extra works and edge finishings always separately!
- > required distance between the cabinets and the wall is min. 2 mm (material may possibly expand)
- > order all worktop parts at the same time due to colour and structure differences between batches (differences will be kept to a minimum, but some difference - in particular with wall panels - is inevitable!); when measuring at a later time, give us plus-minus sizes and inform us based on "reservation". In case of subsequent or re-deliveries, colour differences between parts are unavoidable and no reason for complain. Reserved material (for wallpanels) must be "called up" within one month after delivery of the worktop (longer term possible in consultation).
- > maximum length of a worktop or wallpanel in one piece is 3600 mm. Above this length, worktops are almost invisibly seamlessly glued. However, only when the construction and the transport allow this. Please contact your contact person to discuss this.
- > The worktop part can be reinforced from an edge height of 30 mm (VF03), which minimizes the sagging (up to 3 mm sagging falls within the tolerance) and it is immediately neatly finished on the underside. The kitchen drawing must indicate which part is freely hanging and where the support from the kitchen ends. Every situation is unique, but keep in mind as a general rule that for each free-hanging part, at least twice as large a part of extra reinforcement must be placed on the kitchen (average calculation factor is 1.7). If the design shows larger spans, a recess is planned in the vicinity of the free-hanging part, or another constructive issue arises, please contact the office staff. When a solution is chosen with the use of a frame, this standard will be visible at the bottom.

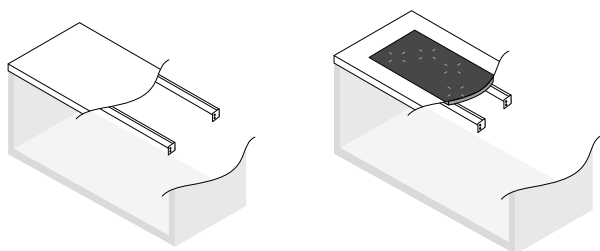


material-thickness (mm)	x = max. (mm):	x = max. (mm):	x = max. (mm):	x = max. (mm):
30 mm	800	200	200	200
40 mm	1200	350	350	300
60 mm	1500	400	350	300
80 mm	1800	450	350	300
100 mm	1800	450	350	300

**Note:** for 12 mm solid and 25 mm (F025) thickened worktops, applies that these should always be fully-supported!

- > to prevent a solid worktop (without an extra glued construction) or thickened worktop (F025, 25mm) from sagging, applying an extra reinforcement is required. For cabinets of 800 mm or larger, we recommend to make use of our support-set.
- > (flush-mounted) hobs with an installation depth of  $\geq 5$  mm and/or a weight  $\geq 20$  kg must be additionally supported from the cabinet in order to be able to install (completely) tension-free. Use our support set for this. Without support, the warranty will be void.

This separate support set can be ordered under article number DIV-STEUN-GR.



- > the order should contain the colour, dimensions, all cut outs (including type of sink and/or hob, plus if necessary the diameter), front measure in case of cut-outs, front measure in case of high closet connections, space plus type of edging finishing and preferably a drawing of the kitchen
- > measuring the worktop, delivery and installation on the commission address is provided. Please mention this on your order incl. phone number reachable during the day (preferably cell-number) and desired dates.

- > we would like to receive molds at least 4 weeks before delivery. Molds must meet the following requirements: full size and of solid material (wood). Additionally, mention this on your order form.

Always send a drawing and an explanation from your order program. If you send both, we will proceed of the drawing. Always check your order confirmation, as this is binding!

Reworking is possible but not recommended; ordering the worktops made-to-measure always gives the best result!

### Modifications and cancellations

- > Indicated on the order confirmation.

It is not possible to change or cancel tops with colours and sinks outside the standard collection (they will be ordered specially for you)

### Delivery

- > Delivery time is 4-5 weeks (take into account the time required for measurement, delivery and installation! max. 2 weeks before delivery "call up" due to the risk of damage in the warehouse and a higher chance of the presence of material from the same batch for possible additional orders), longer during the holiday period
- > worktops and wallpanels are standard packed in wooden crates. Smaller parts in cardboard.
- > sink supplied separately
- > installation instructions and maintenance advice are included in the leaflet. The warranty conditions can be found on our website.
- > residual material from cutouts is included. Be sure to keep this with the kitchen at all times.
- > during delivery of the worktops, provide physically suitable lifting assistance, good storage space and free walking space
- > delivery at commission address, only upon request (please make own arrangements for transport to cellars and upper floors!)
- > delivery and installation of exceptionally heavy and/or unmanageable parts of worktops only provided on the basis on subsequent costing

Check your order carefully! Once the consignment note has been signed, complaints about any damage to the products will no longer be accepted.

## Measuring and installation

> see chapter "service".

## Maintenance

### Daily maintenance

Wipe your worktop daily with a cloth and a clean soapy water from some detergent. Always rinse thoroughly with lukewarm water and dry your worktop with a clean, dry tea towel or kitchen paper. This will absorb any remaining dirt and any soap and water residues.

### Periodic maintenance

To maintain the original shine of the material, treat it regularly with an abrasive cleaner (Cif) and an abrasive sponge. Always rinse well with lukewarm water and dry the sink with a clean, dry tea towel or kitchen paper.

### Removing specific stains

#### Grease and oil residue (shiny or brown spots)

You can remove grease and oil residues with a microfiber cloth and some diluted bleach. Always rinse well with lukewarm water and dry your worktop with a clean, dry tea towel or kitchen paper.

#### Lime stains (dull white or brown spots)

Let the cleaning vinegar settle in for a while. Then treat with a melamine sponge. Moisten it slightly and then squeeze it out for sufficient friction. Always rinse thoroughly with lukewarm water and dry your worktop with kitchen paper. Make sure that cleaning vinegar does not come into contact with marble or bluestone.

#### Ink, paint or nicotine

Remove ink, paint, nicotine or felt-tip pen stains with benzine or turpentine. Always rinse thoroughly with lukewarm water and dry your worktop with a clean, dry tea towel or kitchen paper.

### Remove stubborn stains

Use a abrasive sponge and a liquid abrasive. Wet the sponge so that the abrasive is sufficiently diluted and a polished surface cannot be damaged. Always treat a larger surface, as intensive use on a small surface can lead to a difference in gloss. Always rinse thoroughly with lukewarm water and dry your worktop with a clean, dry tea towel or kitchen paper. Have the stains, rings or scratches diminished, but not yet completely disappeared? Then repeat this process. This treatment is not for the daily maintenance of your worktop!.

This treatment is not for the daily maintenance of your worktop!


Note: NEVER use harsh chemicals such as acetone, chlorinated solutions, paint removers and strong acids. In case of spillage, remove immediately with plenty of water!

### Tips

- > Never allow liquids to dry. Do not leave fats or foods on the leaf for an unnecessarily long time.
- > NEVER use aggressive cleaning agents such as paint remover, brush, metal or oven cleaners, chlorine, sink unblockers or other chemicals!







### More information!


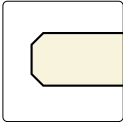
Would you like more information and cleaning tips or read about special offers from professional cleaners? Then check out [www.dekkerzevenhuizen.com/maintenance](http://www.dekkerzevenhuizen.com/maintenance)

Classic				order no.	excl. VAT	incl. VAT
 <p>12 mm Corian (glued construction) without edge finishing</p>	worktops up to	300mm deep	per m <sup>1</sup>	HM1-030	233,00	<b>281,93</b>
	worktops up to	600mm deep	per m <sup>1</sup>	HM1-060	410,00	<b>496,10</b>
	worktops up to	650mm deep	per m <sup>1</sup>	HM1-065	439,00	<b>531,19</b>
	worktops up to	700mm deep	per m <sup>1</sup>	HM1-070	494,00	<b>597,74</b>
	worktops up to	800mm deep	per m <sup>1</sup>	HM1-080	644,00	<b>779,24</b>
	worktops up to	900mm deep	per m <sup>1</sup>	HM1-090	733,00	<b>886,93</b>
	worktops up to	1000mm deep	per m <sup>1</sup>	HM1-100	805,00	<b>974,05</b>
	worktops up to	1100mm deep	per m <sup>1</sup>	HM1-110	884,00	<b>1.069,64</b>
	worktops up to	1200mm deep	per m <sup>1</sup>	HM1-120	948,00	<b>1.147,08</b>
	worktops up to	1350mm deep	per m <sup>1</sup>	HM1-135	1.058,00	<b>1.280,18</b>
	worktops up to	1500mm deep	per m <sup>1</sup>	HM1-150	1.177,00	<b>1.424,17</b>


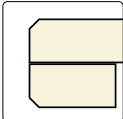
Premium						
 <p>12 mm Corian (glued construction) without edge finishing</p>	worktops up to	300mm deep	per m <sup>1</sup>	HM2-030	356,00	<b>430,76</b>
	worktops up to	600mm deep	per m <sup>1</sup>	HM2-060	573,00	<b>693,33</b>
	worktops up to	650mm deep	per m <sup>1</sup>	HM2-065	620,00	<b>750,20</b>
	worktops up to	700mm deep	per m <sup>1</sup>	HM2-070	680,00	<b>822,80</b>
	worktops up to	800mm deep	per m <sup>1</sup>	HM2-080	815,00	<b>986,15</b>
	worktops up to	900mm deep	per m <sup>1</sup>	HM2-090	940,00	<b>1.137,40</b>
	worktops up to	1000mm deep	per m <sup>1</sup>	HM2-100	1.047,00	<b>1.266,87</b>
	worktops up to	1100mm deep	per m <sup>1</sup>	HM2-110	1.151,00	<b>1.392,71</b>
	worktops up to	1200mm deep	per m <sup>1</sup>	HM2-120	1.256,00	<b>1.519,76</b>
	worktops up to	1350mm deep	per m <sup>1</sup>	HM2-135	1.403,00	<b>1.697,63</b>
	worktops up to	1500mm deep	per m <sup>1</sup>	HM2-150	1.514,00	<b>1.831,94</b>

Ultimo						
 <p>12 mm Corian (glued construction) without edge finishing</p>	worktops up to	300mm deep	per m <sup>1</sup>	HM3-030	541,00	<b>654,61</b>
	worktops up to	600mm deep	per m <sup>1</sup>	HM3-060	831,00	<b>1.005,51</b>
	worktops up to	650mm deep	per m <sup>1</sup>	HM3-065	873,00	<b>1.056,33</b>
	worktops up to	700mm deep	per m <sup>1</sup>	HM3-070	970,00	<b>1.173,70</b>
	worktops up to	800mm deep	per m <sup>1</sup>	HM3-080	1.105,00	<b>1.337,05</b>
	worktops up to	900mm deep	per m <sup>1</sup>	HM3-090	1.230,00	<b>1.488,30</b>
	worktops up to	1000mm deep	per m <sup>1</sup>	HM3-100	1.329,00	<b>1.608,09</b>
	worktops up to	1100mm deep	per m <sup>1</sup>	HM3-110	1.440,00	<b>1.742,40</b>
	worktops up to	1200mm deep	per m <sup>1</sup>	HM3-120	1.574,00	<b>1.904,54</b>
	worktops up to	1350mm deep	per m <sup>1</sup>	HM3-135	1.727,00	<b>2.089,67</b>
	worktops up to	1500mm deep	per m <sup>1</sup>	HM3-150	1.895,00	<b>2.292,95</b>


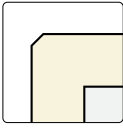
Corner connections						
Corner connection 1	(angle connection)		per unit	HM-HV1	55,00	<b>66,55</b>
Corner connection 2	(mitre coupling)		per unit	HM-HV2	128,00	<b>154,88</b>
Corner connection 3	(angled section with mitre joint)		per unit	HM-HV3-105	1.147,00	<b>1.387,87</b>
Corner connection 3a	(slanted corner part with angled coupling)		per unit	HM-HV3A-105	1.147,00	<b>1.387,87</b>
Corner connection 4	(full angle section with mitre joint)		per unit	HM-HV4-105	1.578,00	<b>1.909,38</b>
Corner connection 4a	(full angle section with mitre joint)		per unit	HM-HV4A-105	1.578,00	<b>1.909,38</b>

Double facet edge			order no.	€ excl. VAT	€ incl. VAT
		2F	per m <sup>1</sup> HM12-R2F	45,00	<b>54,45</b>

12 mm edge incl. double facet


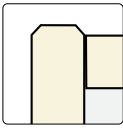
Double thick edge with facet					
		F025	per m <sup>1</sup> HM-F025	130,00	<b>157,30</b>

25 mm double thick edge with facet

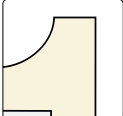
Mitered edge with facet					
		VF03	per m <sup>1</sup> HM-VF03	130,00	<b>157,30</b>
		VF04	per m <sup>1</sup> HM-VF04	130,00	<b>157,30</b>
		VF06	per m <sup>1</sup> HM-VF06	165,00	<b>199,65</b>
		VF08	per m <sup>1</sup> HM-VF08	202,00	<b>244,42</b>
		VF10	per m <sup>1</sup> HM-VF10	234,00	<b>283,14</b>

Mitre edge 30 up to 100 mm with facet

10











Waterstop					
		FW03	per m <sup>1</sup> HM-FW03	130,00	<b>157,30</b>
		FW04	per m <sup>1</sup> HM-FW04	130,00	<b>157,30</b>
		FW06	per m <sup>1</sup> HM-FW06	165,00	<b>199,65</b>
		FW08	per m <sup>1</sup> HM-FW08	202,00	<b>244,42</b>
		FW10	per m <sup>1</sup> HM-FW10	234,00	<b>283,14</b>












32 up to 102 mm waterstop

Raised edge at the back					
		D13	per m <sup>1</sup> HM-D13	209,00	<b>252,89</b>

20 mm raised edge at the back

Other edge finishes on request. For high cabinet finishes, always order/calculate the entire side.

Cut-outs			order no.	€ excl. VAT	€ incl. VAT
Cut-out built-up hob up to 600 mm deep		per unit	HM-KPL-MD	115,00	<b>139,15</b>
Cut-out built-on hob with a depth larger than 600 mm		per unit	HM-KPL	161,00	<b>194,81</b>
Cut out integrated hot plate (send a technical drawing please)		per unit	HM-UIT-KOOK-I	348,00	<b>421,08</b>
Cut out integrated powerport / control panel Selsiuz / Gessi / Osiris (max. 200 x 200 mm)		per unit	HM-UITVKKL	196,00	<b>237,16</b>
Cut-out integrated sink max. 450 x 450 mm		per unit	HM-UITVK	263,00	<b>318,23</b>
Cut-out integrated sink max. 450 x 450 mm		per unit	HM-UITVKGR	348,00	<b>421,08</b>
Cut-out undermount sink		per unit	HM-UITOND	348,00	<b>421,08</b>
Surcharge for sinks outside the collection (.....=article number cut-out)		per unit	.....B	100,00	<b>121,00</b>
Tap hole in worktop (mention diameter)		per unit	HM-KRG	36,00	<b>43,56</b>
Tap hole in the kitchen sink (mention diameter)		per unit	KRG035	24,50	<b>29,65</b>
Cut out for surface-mounted powerport / socket (Ø 70-120 mm)		per unit	HM-KPL-ROND	108,00	<b>130,68</b>
<b>NB! (flush-mounted) hobs and sinks with a weight of ≥ 20 kg need additional support. Use our support set for this.</b>					

Extra works (with edge finishing from 50x50 mm)					
Oblique side without edge finishing		per unit	HM-S	79,00	<b>95,59</b>
Rounded corner up to radius 300 mm, without edge finishing		per unit	HM-R30	180,00	<b>217,80</b>
Rounded corner from radius 300 mm, without edge finishing		per unit	HM-R31	331,00	<b>400,51</b>
Double cut-out (two sides), without edge finishing		per unit	HM-KOL-A	90,00	<b>108,90</b>
Triple cut-out (three sides), without edge finishing		per unit	HM-KOL3-A	117,00	<b>141,57</b>
Special reinforcement for dishwasher (600 x 600 mm a € 204 p/m²)		per unit	HM-ONDZ-VW	76,32	<b>92,35</b>
Full glued construction		per m²	HM-ONDZ-MAS	212,00	<b>256,52</b>
Extra reinforcement due to free-hanging parts from VF03, RR03 and VP03		per m²	HM-ONDZ-VERST	362,00	<b>438,02</b>
Glue seams (only possible in consultation)		per unit	HM-LIJEN	130,00	<b>157,30</b>
Cascade A (1000 mm length)		per unit	HM-CASCADE	526,00	<b>636,46</b>
Cascade B (1500 mm length)		per unit	HM-CASCADE2	652,00	<b>788,92</b>
area with 4 stainless steel pins, model small rectangle (400 x 150 mm)		per unit	HM-AFZ-4-VIERK	266,00	<b>321,86</b>
area with 5 stainless steel pins, large oval model (400 x 200 mm)		per unit	HM-AFZ-5-OVAAL	317,00	<b>383,57</b>
Drain grooves A (4 pcs. 400 mm)		per unit	HM-AFD4-400	266,00	<b>321,86</b>
Drain grooves A (4 pcs. 500 mm)		per unit	HM-AFD4-500	317,00	<b>383,57</b>
Always calculate the extra works and edge finishings separately!					



Classic - 12 mm thick (without edge finish)			order no.	€ excl. VAT	€ incl. VAT
Wall panels up to	50 mm high	per m <sup>1</sup>	HMNAW-1-005	42,00	<b>50,82</b>
Wall panels up to	100 mm high	per m <sup>1</sup>	HMNAW-1-010	80,00	<b>96,80</b>
Wall panels up to	200 mm high	per m <sup>1</sup>	HMNAW-1-020	167,00	<b>202,07</b>
Wall panels up to	300 mm high	per m <sup>1</sup>	HMNAW-1-030	230,00	<b>278,30</b>
Wall panels up to	400 mm high	per m <sup>1</sup>	HMNAW-1-040	311,00	<b>376,31</b>
Wall panels up to	500 mm high	per m <sup>1</sup>	HMNAW-1-050	373,00	<b>451,33</b>
Wall panels up to	600 mm high	per m <sup>1</sup>	HMNAW-1-060	404,00	<b>488,84</b>
Wall panels up to	700 mm high	per m <sup>1</sup>	HMNAW-1-070	487,00	<b>589,27</b>
Wall panels up to	800 mm high	per m <sup>1</sup>	HMNAW-1-080	635,00	<b>768,35</b>
Wall panels up to	900 mm high	per m <sup>1</sup>	HMNAW-1-090	723,00	<b>874,83</b>
Wall panels up to	1000 mm high	per m <sup>1</sup>	HMNAW-1-100	794,00	<b>960,74</b>
Wall panels up to	1100 mm high	per m <sup>1</sup>	HMNAW-1-110	872,00	<b>1.055,12</b>
Wall panels up to	1200 mm high	per m <sup>1</sup>	HMNAW-1-120	935,00	<b>1.131,35</b>
Wall panels up to	1350 mm high	per m <sup>1</sup>	HMNAW-1-135	1.043,00	<b>1.262,03</b>
Wall panels up to	1500 mm high	per m <sup>1</sup>	HMNAW-1-150	1.161,00	<b>1.404,81</b>
Premium 12 mm thick (without edge finish)					
Wall panels up to	50 mm high	per m <sup>1</sup>	HMNAW-2-005	57,00	<b>68,97</b>
Wall panels up to	100 mm high	per m <sup>1</sup>	HMNAW-2-010	94,00	<b>113,74</b>
Wall panels up to	200 mm high	per m <sup>1</sup>	HMNAW-2-020	191,00	<b>231,11</b>
Wall panels up to	300 mm high	per m <sup>1</sup>	HMNAW-2-030	286,00	<b>346,06</b>
Wall panels up to	400 mm high	per m <sup>1</sup>	HMNAW-2-040	410,00	<b>496,10</b>
Wall panels up to	500 mm high	per m <sup>1</sup>	HMNAW-2-050	487,00	<b>589,27</b>
Wall panels up to	600 mm high	per m <sup>1</sup>	HMNAW-2-060	573,00	<b>693,33</b>
Wall panels up to	700 mm high	per m <sup>1</sup>	HMNAW-2-070	680,00	<b>822,80</b>
Wall panels up to	800 mm high	per m <sup>1</sup>	HMNAW-2-080	804,00	<b>972,84</b>
Wall panels up to	900 mm high	per m <sup>1</sup>	HMNAW-2-090	900,00	<b>1.089,00</b>
Wall panels up to	1000 mm high	per m <sup>1</sup>	HMNAW-2-100	1.047,00	<b>1.266,87</b>
Wall panels up to	1100 mm high	per m <sup>1</sup>	HMNAW-2-110	1.092,00	<b>1.321,32</b>
Wall panels up to	1200 mm high	per m <sup>1</sup>	HMNAW-2-120	1.189,00	<b>1.438,69</b>
Wall panels up to	1350 mm high	per m <sup>1</sup>	HMNAW-2-135	1.332,00	<b>1.611,72</b>
Wall panels up to	1500 mm high	per m <sup>1</sup>	HMNAW-2-150	1.514,00	<b>1.831,94</b>
ultimo 12 mm thick (without edge finish)					
Wall panels up to	50 mm high	per m <sup>1</sup>	HMNAW-3-005	71,00	<b>85,91</b>
Wall panels up to	100 mm high	per m <sup>1</sup>	HMNAW-3-010	107,00	<b>129,47</b>
Wall panels up to	200 mm high	per m <sup>1</sup>	HMNAW-3-020	215,00	<b>260,15</b>
Wall panels up to	300 mm high	per m <sup>1</sup>	HMNAW-3-030	325,00	<b>393,25</b>
Wall panels up to	400 mm high	per m <sup>1</sup>	HMNAW-3-040	446,00	<b>539,66</b>
Wall panels up to	500 mm high	per m <sup>1</sup>	HMNAW-3-050	564,00	<b>682,44</b>
Wall panels up to	600 mm high	per m <sup>1</sup>	HMNAW-3-060	647,00	<b>782,87</b>
Wall panels up to	700 mm high	per m <sup>1</sup>	HMNAW-3-070	757,00	<b>915,97</b>
Wall panels up to	800 mm high	per m <sup>1</sup>	HMNAW-3-080	869,00	<b>1.051,49</b>
Wall panels up to	900 mm high	per m <sup>1</sup>	HMNAW-3-090	982,00	<b>1.188,22</b>
Wall panels up to	1000 mm high	per m <sup>1</sup>	HMNAW-3-100	1.104,00	<b>1.335,84</b>
Wall panels up to	1100 mm high	per m <sup>1</sup>	HMNAW-3-110	1.189,00	<b>1.438,69</b>
Wall panels up to	1200 mm high	per m <sup>1</sup>	HMNAW-3-120	1.308,00	<b>1.582,68</b>
Wall panels up to	1350 mm high	per m <sup>1</sup>	HMNAW-3-135	1.463,00	<b>1.770,23</b>
Wall panels up to	1500 mm high	per m <sup>1</sup>	HMNAW-3-150	1.619,00	<b>1.958,99</b>

Finish			order no.	€ excl. VAT	€ incl. VAT
Visible sides Matt		per m <sup>1</sup>	HM-NAW-ZOET	27,00	<b>32,67</b>
Polishing visible side - single facet (1F)		per m <sup>1</sup>	HM-NAW-1F	36,00	<b>43,56</b>
Polishing visible side - double facet (2F)		per m <sup>1</sup>	HM-NAW-2F	45,00	<b>54,45</b>
sawing the side of the worktop in mitre (45 degrees)		per m <sup>1</sup>	HM-NAW-I22	76,00	<b>91,96</b>

Cut-outs					
Wall sockets cut-outs (70 mm round)		per unit	HM-NAW-WCD	62,00	<b>75,02</b>
Other cut-outs (smaller than 490 x 450 mm)		per unit	HM-NAW-KPL	100,00	<b>121,00</b>

Additional machinings					
Oblique side without edge finishing		per unit	HM-NAW-S	79,00	<b>95,59</b>
Rounded corner up to radius 300 mm, without edge finishing		per unit	HM-NAW-R30	180,00	<b>217,80</b>
Rounded corner from radius 300 mm, without edge finishing		per unit	HM-NAW-R31	331,00	<b>400,51</b>
Double cut-out (two sides), without edge finishing		per unit	HM-NAW-KOL-A	90,00	<b>108,90</b>
Triple cut-out (three sides), without edge finishing		per unit	HM-NAW-KOLOM	117,00	<b>141,57</b>
Always calculate the extra works and edge finishings separately!					

Mounting aids					
Glue gun for filling mix Corian		per unit	HM-LIJM-COR	127,00	<b>153,67</b>
Filling glue		per unit	HM-VULMIX	36,00	<b>43,56</b>

Side panel type A semi freestanding					
	Side panels up to 300mm deep	per m <sup>1</sup>	HMSTOL-A-030	764,00	<b>924,44</b>
	Side panels up to 650mm deep	per m <sup>1</sup>	HMSTOL-A-065	1.086,00	<b>1.314,06</b>
	Side panels up to 900 mm deep	per m <sup>1</sup>	HMSTOL-A-090	1.521,00	<b>1.840,41</b>
	Side panels up to 1200 mm deep	per m <sup>1</sup>	HMSTOL-A-120	1.943,00	<b>2.351,03</b>
	Side panels up to 1500mm deep	per m <sup>1</sup>	HMSTOL-A-150	2.217,00	<b>2.682,57</b>
	Side panel width, 30 to 100 mm				

Side panel type B freestanding					
	Side panels up to 300mm deep	per m <sup>1</sup>	HMSTOL-B-030	1.025,00	<b>1.240,25</b>
	Side panels up to 650mm deep	per m <sup>1</sup>	HMSTOL-B-065	1.398,00	<b>1.691,58</b>
	Side panels up to 900 mm deep	per m <sup>1</sup>	HMSTOL-B-090	1.926,00	<b>2.330,46</b>
	Side panels up to 1200 mm deep	per m <sup>1</sup>	HMSTOL-B-120	2.565,00	<b>3.103,65</b>
	Side panels up to 1500mm deep	per m <sup>1</sup>	HMSTOL-B-150	2.937,00	<b>3.553,77</b>
	Side panel width, 30 to 100 mm				

- > The front- and backside are standard finished. So waterstop can be used in combination with base cabinets - both free standing or against de wall.
- > The visible components on the cabinet side, such as by the plinth and door are finished in Fenix. finished in Solid Surface.
- > The non-visible parts of type A on the cabinet side are finished in wood so the side panels can be easily installed with screws to the cabinet.
- > Type A is on the backside finished with 140 mm converted.
- > The tolerances in measurement between worktop, cabinet and side panel are very critical. For this reason, we recommend 2 mm overhang per visible side of the worktop relative to the side panel.
- > To guarantee a good connection between the worktop and these panel we advise you indicate on which side the side panel will be installed.
- > Side panels that serve as support for tables without lower cabinets are on request.
- > Calculate this per part: round off to the nearest 100 mm (above), minimum is 600 mm.
- > If you want to connect the side panel and the worktop, please contact our sales department first

After delivery, side panels can be seamlessly glued to the worktop (this can only be done by an experienced technician and based on subsequent calculation). In case the side panel should be produced with a facet, please indicate this on your order.

## Advantages



Acid-resistant



Heat resistant



Maintenance free



Hygienic



100% recyclable

## Icons



Price group for  
this product



Maximum length

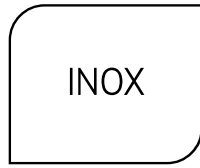


Maximum width



Irregularities in surface





# INOX

**Contents:**

- 11.3 Colour options
- 11.5 Product information
- 11.8 Core material 4 mm
- 11.10 Base material 1.2 mm
- 11.12 Wall panles, tile skirting and window sills
- 11.13 Extra works and side panels







Worktop Inox Wheathered Copper



Inox	colour sample	full panel
Colour: <b>Smooth</b> Thickness: 1,2 mm / 4 mm Surface: Smooth Max. dimensions: 4000 1500 Particularities:		
Colour: <b>K320</b> Thickness: 1,2 mm / 4 mm Surface: K320 Max. dimensions: 4000 1500 Particularities:		
Colour: <b>Directionless Brushed</b> Thickness: 1,2 mm / 4 mm Surface: Directionless Brushed Max. dimensions: 4000 1500 Particularities:		
Colour: <b>Hot rolled</b> Thickness: 4 mm Surface: Hot rolled Max. dimensions: 4000 1500 Particularities:		
COL-NOX		
Colour: <b>Brass Brown</b> Thickness: 4 mm Surface: COL-NOX Max. dimensions: 4000 1500 Particularities:		
Colour: <b>Haze</b> Thickness: 4 mm Surface: COL-NOX Max. dimensions: 4000 1500 Particularities:		
Colour: <b>Shimmer</b> Thickness: 4 mm Surface: COL-NOX Max. dimensions: 4000 1500 Particularities:		
Colour: <b>Wheathered Copper</b> Thickness: 4 mm Surface: COL-NOX Max. dimensions: 4000 1500 Particularities:		

Although the pictures in this chapter give you a good impression of our colours, there might be slightly differences in reality. Therefore, we recommend to always consult your samples.



Version	composition	thickness	maximum size	particularities
<b>Classic</b>	Inox 18/10	1,2 mm / 4 mm	4000 x 1500 mm	
K320	Inox 18/10	1,2 mm / 4 mm	4000 x 1500 mm	
Brushed randomly	Inox 18/10	1,2 mm / 4 mm	4000 x 1500 mm	
Hot rolled	Inox 18/10	4 mm	4000 x 1500 mm	
<b>Premium NOX</b>				
Brass Brown	Inox 18/10	4 mm	4000 x 1500 mm	
Haze	Inox 18/10	4 mm	4000 x 1500 mm	
Shimmer	Inox 18/10	4 mm	4000 x 1500 mm	
Wheathered Copper	Inox 18/10	4 mm	4000 x 1500 mm	

**Explanation icons**

Irregularities in surface

Note: These colors are sampled by default. For other colors or structures, please contact the sales department. Think of a longer delivery time, price on request.

**Slippery**

Matt brushed or fine brushed is a luxurious finish because there is no visible difference between core material and any post-processing. Scratches and damages are more visible.

**Brushed randomly**

A matte finish Inox randomly brushed is also called orbital or rotex brushed.

**K320**

K320 (grit 320 brushed) is a finish with a very low surface roughness. Very suitable for countertops, wall panles and side panels. Welded parts are grinding and brushing, resulting in some difference in finish.

**Hot rolled**

Hot rolled steel has a rawer appearance due to the manufacturing process. The surface is even duller and a lot less prone to scratches. This is the roughest form of steel. The mill scale cannot be reworked, so each sheet remains unique. Due to the structure, the worktop is more likely to show stains than a smooth version. Scratches and unevenness resulting from the production of the top are insurmountable and therefore inherent in the product. This emphasizes the rough and raw look.

**COL-NOX**

Colour Inox is a patented colouring technique for hot rolled steel. The rough rolling skin is coloured in the deeper parts, creating a unique appearance and preserving the properties of hot rolled steel.

## Material

### Composition

metal alloy with chromium and nickel as the main elements (ratio 18/10)

- > Inox top layer
- > underconstruction plywood or MDF
- > Wooden construction (bottom)

Inox can rust, albeit only on the surface and not by itself but by prolonged contact with base metals.

### product specification

(Max.) dimensions: 4000 x 1200 mm minus the edge height, all 13 mm versions max. 3000 x 1200 mm. Parts up to 6000 mm from one piece are possible. Please contact the sales department for this regarding packaging, delivery and additional costs

Thickness: 1,2 mm / 4 mm  
weight: approx. 18 kg/m<sup>2</sup> (based on a 40 mm thickened worktop)  
approx. 32 kg/m<sup>2</sup> (based on a 4 mm solid worktop)

version: Smooth  
K320  
randomly brushed  
Hot rolled (only 4 mm solid)

applications: custom worktops, wallpanels and side panels

## Properties

### Advantages

- > Sustainable
- > Heat resistant
- > Waterproof
- > hygienic: food residues are not absorbed
- > resistant to many non-domestic chemicals (except chlorine, salt solutions, acids and alkalis)
- > 100% recyclable

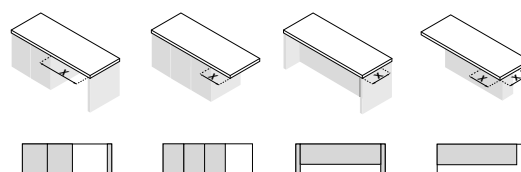
### Points of attention

- > use coasters to prevent loose of the glued construction
- > use cutting board (scratches irreparable)
- > never stand or sit on the worktop
- > differences in colour and/or structure in relation to the samples supplied is no reason for reclamation.
- > for warranty conditions and General Terms and

Conditions see: [www.dekkerzevenhuizen.nl/customerportal](http://www.dekkerzevenhuizen.nl/customerportal)

## Order

- > when calculating lengths, round up to 100 mm (min. 600 mm)
- > (standard) dimensional tolerance 3 mm (length, depth, height)
- > the worktop is all-around thickened for edge finishings of 13, 20, 40, 60, 80 and 100 mm high
- > For one piece corner parts with a glued joint, take into account transport and space for installation (possible restrictions on dimensions)
- > with 4 mm or 13 mm version no drawer possible under hob always specify brushing direction Inox steel wall panel
- > 4 mm or 13 mm-versions always fully support and provide additional support for PITT-cooking and other welded-in hobs or sinks
- > The worktop part can be reinforced from an edge height of 30 mm (VF03), which minimizes the sagging (up to 3 mm sagging falls within the tolerance) and it is immediately neatly finished on the underside. The kitchen drawing must indicate which part is freely hanging and where the support from the kitchen ends. Every situation is unique, but keep in mind as a general rule that for each free-hanging part, at least twice as large a part of extra reinforcement must be placed on the kitchen (average calculation factor is 1.7). If the design shows larger spans, a recess is planned in the vicinity of the free-hanging part, or another constructive issue arises, please contact the office staff. When a solution is chosen with the use of a frame, this standard will be visible at the bottom.

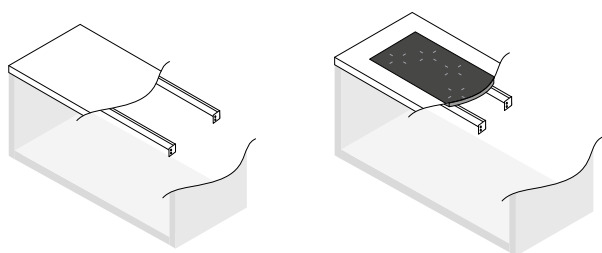


material-thickness (mm)	x = max. (mm):	x = max. (mm):	x = max. (mm):	x = max. (mm):
30 mm	800	200	200	200
40 mm	1200	350	350	300
60 mm	1500	400	350	300
80 mm	1800	450	350	300
100 mm	1800	450	350	300

**Note:** for 4mm solid worktops and 13/20 mm thickened (RV10/V01/V02/F01/F02) applies that these should always be fully supported!

- > To prevent bending of a solid (without underglue) or thickened kitchen worktop up to 20 mm (RV10 / V01 / V02 / F01 / F02), extra support is necessary. For large enclosures of 800 mm or more, we recommend using our support set.
- > (flush-mounted) hobs with an installation depth of  $\geq 5$  mm and/or a weight  $\geq 20$  kg must be additionally supported from the cabinet in order to be able to install (completely) tension-free. Use our support set for this.

This separate support set can be ordered under article number DIV-STEUN-GR.



- > calculate machinings and edge finishings always separately!
- > the following applies for all sides: keep a minimum of 2 mm overhang between the worktop and the waterfall
- > required distance between the cabinets and the wall is min. 2 mm (material may possibly expand)
- > the order should contain the colour, dimensions, all cut outs (including type of sink and/or hob, plus if necessary the diameter), front measure in case of cut-outs, front measure in case of high closet connections, space plus type of edging finishing and preferably a drawing of the kitchen
- > measuring the worktop, delivery and installation on the commission address is provided. Please mention this on your order incl. phone number reachable during the day (preferably cell-number) and desired dates.
- > we would like to receive molds at least 4 weeks before delivery. Molds must meet the following requirements: full size and of solid material (wood). Additionally, mention this on your order form.

Always send a drawing and an explanation from your order program. If you send both, we will proceed of the drawing. Always check your order confirmation, as this is binding!

## Modifications and cancellations

- > Indicated on the order confirmation.

*It is not possible to change or cancel tops with colours and sinks outside the standard collection (they will be ordered specially for you)*

## Delivery

- > delivery time is 5 weeks; this will be longer during holiday periods
- > with wallpanels, glued construction is supplied separately
- > installation instructions and maintenance advice are included in the leaflet. The warranty conditions can be found on our website.
- > During delivery of the worktops, provide physically suitable lifting assistance, good storage space and free walking space
- > 4 mm worktops should always be placed on the kitchen with sufficient lifting assistance (never only pick up at the points of the worktop due to warping/sagging)
- > Install 4 mm worktops always completely flat and glue them to the base units
- > Delivery at commission address, only upon request (please make own arrangements for transport to cellars and upper floors!)

Check your order carefully! Once the consignment note has been signed, complaints about any damage to the products will no longer be accepted.

## Measuring and installation

- > see chapter "service".

## Maintenance

- > clean your worktop daily with Inox Cleaner or with clean soapy water. You can order this cleaner online: [www.dekkerzevenhuizen.nl/shop](http://www.dekkerzevenhuizen.nl/shop). Always rinse well with lukewarm water, and dry your worktop with a dry, clean fiber cloth. Rinsing and drying is essential; it ensures that the remaining dirt and any soap and water residues are absorbed.
- > stains (fat, coffee, tea, red wine) can be treated with Inox cleaner. Let the cleaner soak in for a while and then clean your worktop with a slightly damp cloth or a melamine sponge. Rinse with lukewarm water and dry thoroughly.
- > retracted areas or stains of ink, paint, nicotine or felt pen can be removed with benzine or turpentine. Rinse

with lukewarm water and dry the worktop well.

- › lime stains can be removed with cleaning vinegar. Rinse well with lukewarm water and dry the worktop completely. Be careful with limestone natural stones such as marble, bluestone, etc.
- › Never use aggressive cleaning agents such as paint bites, brush, metal and oven cleaners, chlorine, sink unblockers or other chemical agents.
- › For more persistent stains (e.g. hydrochloric acid, S39, Dunclan, cement and tile cleaner, drain unblocker, silver polish and chlorine), repeat the treatment several times.

Note: NEVER use hard abrasives such as steel wool, sandpaper or diamonds. They can permanently damage the worktop surface.

### More information

Would you like more information and cleaning tips or read about special offers from professional cleaners? Then check out [www.dekkerzevenhuizen.com/maintenance](http://www.dekkerzevenhuizen.com/maintenance)

#### Inox Cleaner

article number: 290128


Inox cleaner for daily care. Easily removes dirt from the Inox and leaves a wonderful fresh scent after use.



[www.dekkerzevenhuizen.com/shop](http://www.dekkerzevenhuizen.com/shop)


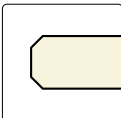


Worktop Inox Brass Brown

Classic - 4 mm solid				order no.	€ excl. VAT	€ incl. VAT
 4 mm solid, without edge finishing	worktops up to	100mm deep	per m <sup>1</sup>	RVS04-M-010	84,00	<b>101,64</b>
	worktops up to	200mm deep	per m <sup>1</sup>	RVS04-M-020	171,00	<b>206,91</b>
	worktops up to	300mm deep	per m <sup>1</sup>	RVS04-M-030	257,00	<b>310,97</b>
	worktops up to	400mm deep	per m <sup>1</sup>	RVS04-M-040	421,00	<b>509,41</b>
	worktops up to	500mm deep	per m <sup>1</sup>	RVS04-M-050	534,00	<b>646,14</b>
	worktops up to	600mm deep	per m <sup>1</sup>	RVS04-M-060	606,00	<b>733,26</b>
	worktops up to	700mm deep	per m <sup>1</sup>	RVS04-M-070	693,00	<b>838,53</b>
	worktops up to	800mm deep	per m <sup>1</sup>	RVS04-M-080	775,00	<b>937,75</b>
	worktops up to	900mm deep	per m <sup>1</sup>	RVS04-M-090	853,00	<b>1.032,13</b>
	worktops up to	1000mm deep	per m <sup>1</sup>	RVS04-M-100	931,00	<b>1.126,51</b>
	worktops up to	1100mm deep	per m <sup>1</sup>	RVS04-M-110	1.013,00	<b>1.225,73</b>
	worktops up to	1200mm deep	per m <sup>1</sup>	RVS04-M-120	1.090,00	<b>1.318,90</b>
	worktops up to	1350mm deep	per m <sup>1</sup>	RVS04-M-135	1.187,00	<b>1.436,27</b>
	worktops up to	1500mm deep	per m <sup>1</sup>	RVS04-M-150	1.318,00	<b>1.594,78</b>

Premium - 4 mm solid COL-NOX						
 4 mm solid COL-NOX, without edge finishing	worktops up to	100mm deep	per m <sup>1</sup>	RVS04-C-010	115,00	<b>139,15</b>
	worktops up to	200mm deep	per m <sup>1</sup>	RVS04-C-020	229,00	<b>277,09</b>
	worktops up to	300mm deep	per m <sup>1</sup>	RVS04-C-030	344,00	<b>416,24</b>
	worktops up to	400mm deep	per m <sup>1</sup>	RVS04-C-040	474,00	<b>573,54</b>
	worktops up to	500mm deep	per m <sup>1</sup>	RVS04-C-050	610,00	<b>738,10</b>
	worktops up to	600mm deep	per m <sup>1</sup>	RVS04-C-060	755,00	<b>913,55</b>
	worktops up to	700mm deep	per m <sup>1</sup>	RVS04-C-070	859,00	<b>1.039,39</b>
	worktops up to	800mm deep	per m <sup>1</sup>	RVS04-C-080	958,00	<b>1.159,18</b>
	worktops up to	900mm deep	per m <sup>1</sup>	RVS04-C-090	1.052,00	<b>1.272,92</b>
	worktops up to	1000mm deep	per m <sup>1</sup>	RVS04-C-100	1.147,00	<b>1.387,87</b>
	worktops up to	1100mm deep	per m <sup>1</sup>	RVS04-C-110	1.246,00	<b>1.507,66</b>
	worktops up to	1200mm deep	per m <sup>1</sup>	RVS04-C-120	1.341,00	<b>1.622,61</b>
	worktops up to	1350mm deep	per m <sup>1</sup>	RVS04-C-135	1.412,00	<b>1.708,52</b>
	worktops up to	1500mm deep	per m <sup>1</sup>	RVS04-C-150	1.631,00	<b>1.973,51</b>

Corner connections						
Corner connection 1	(angle connection)		per unit	RVS04-HV1	55,00	<b>66,55</b>
Corner connection 2	(mitre coupling)		per unit	RVS04-HV2	128,00	<b>154,88</b>







Double facet edge			order no.	€ excl. VAT	€ incl. VAT	
		2F	per m <sup>1</sup>	RVS04-2F	58,00	<b>70,18</b>






4 mm edge with facet edge

Facet Edge						
		RV10 *	per m <sup>1</sup>	RVS04-RV10	234,00	<b>283,14</b>

10 mm facet edge


Note: In the case of 4 mm Hot Rolled stainless steel, the visible side is polished and thus differs from the surface.

Cut outs					
Cut-out built-up hob up to 600 mm deep		per unit	RVS04-KOOK1	154,00	<b>186,34</b>
Cut-out built-on hob with a depth larger than 600 mm		per unit	RVS04-KOOK2	201,00	<b>243,21</b>
welding the hob (if possible) on request		per unit	RVS-KOOK-LAS	628,00	<b>759,88</b>
Cut out integrated hot plate (send a technical drawing please)		per unit	RVS04-UIT-KOOK-I	387,00	<b>468,27</b>
Surcharge for sinks outside the collection (.....=article number cut-out)		per unit	R-x....	100,00	<b>121,00</b>
Tap hole in worktop (mention diameter)		per unit	RVS04-KRG	24,50	<b>29,65</b>
Cut out for surface-mounted powerport / socket (Ø 70-120 mm)		per unit	RVS04-KPL-ROND	123,00	<b>148,83</b>



Additional machinings					
Oblique side without edge finishing		per unit	RVS04-S-A	79,00	95,59
Rounded corner up to radius 300 mm, without edge finishing		per unit	RVS04-R30	180,00	217,80
Rounded corner from radius 300 mm, without edge finishing		per unit	RVS04-R31	331,00	400,51
Double cut-out (two sides), without edge finishing		per unit	RVS04-H-A	90,00	108,90
Triple cut-out (three sides), without edge finishing		per unit	RVS04-K-A	117,00	141,57
Ground terminal		per unit	RVS-KLEM	21,00	25,41
Always calculate the edge finishing on extra works separately!					


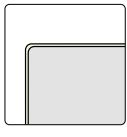
Always calculate the edge finishing on extra works separately!




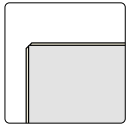
Classic - Smooth, K320, directionless brushed				order no.	€ excl. VAT	€ incl. VAT
	worktops up to	600mm deep	per m <sup>1</sup>	RVS-060	357,00	<b>431,97</b>
	worktops up to	700mm deep	per m <sup>1</sup>	RVS-070	475,00	<b>574,75</b>
	worktops up to	800mm deep	per m <sup>1</sup>	RVS-080	594,00	<b>718,74</b>
	worktops up to	900mm deep	per m <sup>1</sup>	RVS-090	712,00	<b>861,52</b>
	worktops up to	1000mm deep	per m <sup>1</sup>	RVS-100	829,00	<b>1.003,09</b>
	worktops up to	1100mm deep	per m <sup>1</sup>	RVS-110	948,00	<b>1.147,08</b>
	worktops up to	1200mm deep	per m <sup>1</sup>	RVS-120	1.066,00	<b>1.289,86</b>
	worktops up to	1350mm deep	per m <sup>1</sup>	RVS-135	1.185,00	<b>1.433,85</b>
	worktops up to	1500mm deep	per m <sup>1</sup>	RVS-150	1.532,00	<b>1.853,72</b>

1,2 mm Inox (glued) without edge finishing


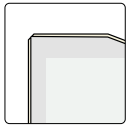
Corner connections						
Corner connection 1	(angle connection)		per unit	RVS-HV1	55,00	<b>66,55</b>
Corner connection 2	(mitre coupling)		per unit	RVS-HV2	128,00	<b>154,88</b>
Surcharge for mitre joint glued, delivered in one piece			per unit	RVS-LIJMNAAD	503,00	<b>608,63</b>
Min. thickness is 20 mm!						

Flat converted rounded side						
		V01 *	per m <sup>1</sup>	RVS-V01	130,00	<b>157,30</b>
		V02	per m <sup>1</sup>	RVS-V02	106,00	<b>128,26</b>
		V04	per m <sup>1</sup>	RVS-V04	130,00	<b>157,30</b>
		V06	per m <sup>1</sup>	RVS-V06	165,00	<b>199,65</b>
		V08	per m <sup>1</sup>	RVS-V08	202,00	<b>244,42</b>
		V10	per m <sup>1</sup>	RVS-V10	234,00	<b>283,14</b>
		* worktops V01 (max. dimensions 3000 x 1200 mm)				

13 mm to 100 mm with rounded edge

Flat converted incl. facet side						
		F01 *	per m <sup>1</sup>	RVS-F01	150,00	<b>181,50</b>
		F02	per m <sup>1</sup>	RVS-F02	126,00	<b>152,46</b>
		F04	per m <sup>1</sup>	RVS-F04	150,00	<b>181,50</b>
		F06	per m <sup>1</sup>	RVS-F06	185,00	<b>223,85</b>
		F08	per m <sup>1</sup>	RVS-F08	222,00	<b>268,62</b>
		F10	per m <sup>1</sup>	RVS-F10	254,00	<b>307,34</b>
		* worktops F01 (max. dimensions 3000 x 1200 mm)				

13 to 100 mm with facet

Waterstop						
		WK4	per m <sup>1</sup>	RVS-WK4	76,00	<b>91,96</b>










38 mm waterstop



(joint) connection with bolts (with WK4 edge finishing)

Other edge finishes on request.


In case of a high-cabinet finishing, always order and calculate the entire side/edge.





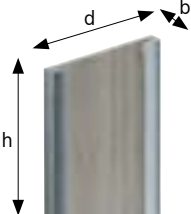
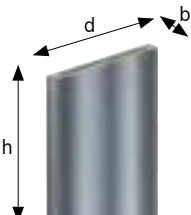
Cut-outs			order no.	€ excl. VAT	€ incl. VAT
Cut-out built-up hob up to 600 mm deep		per unit	RVS-KOOK1	154,00	<b>186,34</b>
Cut-out built-on hob with a depth larger than 600 mm		per unit	RVS-KOOK2	201,00	<b>243,21</b>
welding the hob (if possible) on request		per unit	RVS-KOOK-LAS	628,00	<b>759,88</b>
Cut out integrated hot plate (send a technical drawing please)		per unit	RVS-UIT-KOOK-I	387,00	<b>468,27</b>
Surcharge for sinks outside the collection (.....=article number cut-out)		per unit	R-x....	100,00	<b>121,00</b>
Tap hole in worktop (mention diameter)		per unit	RVS-KRG	24,50	<b>29,65</b>
Cut out for surface-mounted powerport / socket (Ø 70-120 mm)		per unit	RVS-KPL-ROND	123,00	<b>148,83</b>
WCD (socket) in the edge (possible from VF06)		per unit	RVS-WCD	123,00	<b>148,83</b>
Additional machinings					
Oblique side without edge finishing		per unit	RVS-S-A	79,00	<b>95,59</b>
Double cut-out (two sides), without edge finishing		per unit	RVS-H-A	90,00	<b>108,90</b>
Triple cut-out (three sides), without edge finishing		per unit	RVS-K-A	117,00	<b>141,57</b>
Tile edge additionally on raised edge or flat converted		per m <sup>1</sup>	RVS-TR-ACHT	17,00	<b>20,57</b>
Block profile backside/sides (40 mm high, 20 mm deep)		per m <sup>1</sup>	RVS-BP-040	134,00	<b>162,14</b>
Block profile backside/sides (100 mm high, 20 mm deep)		per m <sup>1</sup>	RVS-BP-100	179,00	<b>216,59</b>
Sealing block profile (per side)		per unit	RVS-BLOK-LAS	41,00	<b>49,61</b>
Surcharge for mitre joint glued, delivered in one piece		per unit	RVS-LIJMNAAD	503,00	<b>608,63</b>
Extra reinforcement (for free-hanging parts)		per m <sup>2</sup>	RVS-ONDZ-VERST	362,00	<b>438,02</b>
Ground terminal		per unit	RVS-KLEM	21,00	<b>25,41</b>

Always calculate the edge finishing on extra works separately!

Smooth, K320, randomly brushed ( 10 mm thick, edges folded)			order no.	€ excl. VAT	€ incl. VAT
Wall panels up to	50 mm high	per m <sup>1</sup>	RVSNAW-005	46,00	<b>55,66</b>
Wall panels up to	100 mm high	per m <sup>1</sup>	RVSNAW-010	64,00	<b>77,44</b>
Wall panels up to	200 mm high	per m <sup>1</sup>	RVSNAW-020	125,00	<b>151,25</b>
Wall panels up to	300 mm high	per m <sup>1</sup>	RVSNAW-030	194,00	<b>234,74</b>
Wall panels up to	400 mm high	per m <sup>1</sup>	RVSNAW-040	244,00	<b>295,24</b>
Wall panels up to	500 mm high	per m <sup>1</sup>	RVSNAW-050	297,00	<b>359,37</b>
Wall panels up to	600 mm high	per m <sup>1</sup>	RVSNAW-060	357,00	<b>431,97</b>
Wall panels up to	700 mm high	per m <sup>1</sup>	RVSNAW-070	438,00	<b>529,98</b>
Wall panels up to	800 mm high	per m <sup>1</sup>	RVSNAW-080	497,00	<b>601,37</b>
Wall panels up to	900 mm high	per m <sup>1</sup>	RVSNAW-090	557,00	<b>673,97</b>
Wall panels up to	1000 mm high	per m <sup>1</sup>	RVSNAW-100	618,00	<b>747,78</b>
Wall panels up to	1100 mm high	per m <sup>1</sup>	RVSNAW-110	678,00	<b>820,38</b>
Wall panels up to	1200 mm high	per m <sup>1</sup>	RVSNAW-120	738,00	<b>892,98</b>

Comes with separate undermount top



Finish			order no.	€ excl. VAT	€ incl. VAT
Welding the corners (four visible sides)		per m <sup>1</sup>	RVS-NAW-LAS	72,00	<b>87,12</b>
Cut-outs					
Cut-out wall socket		per unit	RVS-NAW-KRG070	40,00	<b>48,40</b>
Additional machinings					
Oblique side without edge finishing		per unit	RVS-NAW-S-A	79,00	<b>95,59</b>
Double cut-out (two sides), without edge finishing		per unit	RVS-NAW-KOL-A	90,00	<b>108,90</b>
Triple cut-out (three sides), without edge finishing		per unit	RVS-NAW-KOL3-A	117,00	<b>141,57</b>
Side panel type A semi freestanding					
	Depth up to 300 mm	per m <sup>1</sup>	RVS-STOL-A-030	672,00	<b>813,12</b>
	Depth up to 650 mm	per m <sup>1</sup>	RVS-STOL-A-065	934,00	<b>1.130,14</b>
	Depth up to 900 mm	per m <sup>1</sup>	RVS-STOL-A-090	1.120,00	<b>1.355,20</b>
	Depth up to 1200 mm	per m <sup>1</sup>	RVS-STOL-A-120	1.300,00	<b>1.573,00</b>
	Depth up to 1500 mm	per m <sup>1</sup>	RVS-STOL-A-150	1.622,00	<b>1.962,62</b>
	Side panel width, 30 to 100 mm				
Side panel type B freestanding					
	Depth up to 300 mm	per m <sup>1</sup>	RVS-STOL-B-030	901,00	<b>1.090,21</b>
	Depth up to 650 mm	per m <sup>1</sup>	RVS-STOL-B-065	1.164,00	<b>1.408,44</b>
	Depth up to 900 mm	per m <sup>1</sup>	RVS-STOL-B-090	1.530,00	<b>1.851,30</b>
	Depth up to 1200 mm	per m <sup>1</sup>	RVS-STOL-B-120	1.934,00	<b>2.340,14</b>
	Depth up to 1500 mm	per m <sup>1</sup>	RVS-STOL-B-150	2.267,00	<b>2.743,07</b>
	Side panel width, 30 to 100 mm				

- > The front- and backside are standard finished. So waterstop can be used in combination with base cabinets - both free standing or against the wall.
- > The visible parts on the cabinet side, such as by the plinth and door are finished with Inox.
- > The non-visible parts of type A on the cabinet side are finished in wood so the side panels can be easily installed with screws to the cabinet.
- > Type A is on the backside 140 mm glued-in finished. Type B is on the backside completely glued-in.
- > The tolerances in measurement between worktop, cabinet and side panel are very critical. For this reason, we recommend 2 mm overhang per visible side of the worktop relative to the side panel. When processing your order, we will do this automatically.

- > To guarantee a good connection between the worktop and these panel we advise you indicate on which side the side panel will be installed.
- > Side panels that serve as support for tables without lower cabinets are on request.
- > Calculate this per part: round off to the nearest 100 mm (above), minimum is 600 mm.
- > To connect worktop and side panel, please contact our sales department.

## Advantages



Natural material



Natural look



Unique colours and structures



Semi-undermount



Competitively priced

---

## Icons



Price group to which this article belongs.  
Some articles have a different discount, this  
is mentioned separately.



Maximum length



Maximum width



Colour and texture difference



New colour in the collection

## Approvals



FSC®-certificate



# SOLID WOOD

## **Contents:**

- 12.3 Colour options
- 12.6 Product information

### **30 mm**

- 12.8 Base material
- 12.9 Edge finishes
- 12.10 Extra works

### **40 mm**






















- 12.11 Base material
- 12.12 Edge finishes
- 12.13 Extra works

- 12.14 Side panels


























Worktop Solid Wood White Wash Beech

Easy		colour sample	full panel
Colour: <b>Beech</b> Thickness: 30 mm / 40 mm Surface: Oiled Max. dimensions: 4150 1200 Particularities: 			
Colour: <b>Beech White Wash</b> Thickness: 30 mm / 40 mm Surface: Oiled Max. dimensions: 4150 1200 Particularities: 			
Classic			
Colour: <b>Oak</b> Thickness: 30 mm / 40 mm Surface: Oiled Max. dimensions: 4150 1200 Particularities: 			
Colour: <b>Oak Carbon</b> Thickness: 30 mm / 40 mm Surface: Oiled Max. dimensions: 4150 1200 Particularities: 			
Colour: <b>Oak White Wash</b> Thickness: 30 mm / 40 mm Surface: Oiled Max. dimensions: 4150 1200 Particularities: 			
Premium			
Colour: <b>Oak Rustic</b> Thickness: 30 mm / 40 mm Surface: Oiled Max. dimensions: 4150 1200 Particularities: 			
Colour: <b>Oak Rustic White Wash</b> Thickness: 30 mm / 40 mm Surface: Oiled Max. dimensions: 4150 1200 Particularities: 			

Although the pictures in this chapter give you a good impression of our colours, there might be slight differences in reality. Therefore, we recommend to always consult your samples.

Premium		colour sample	full panel
Colour: <b>European Walnut</b> Thickness: 30 mm / 40 mm Surface: Oiled Max. dimensions: 4150 1200 Particularities: 			
Colour: <b>Iroko</b> Thickness: 30 mm / 40 mm Surface: Oiled Max. dimensions: 4150 1200 Particularities: 			
Colour: <b>Sapelli Mahogany</b> Thickness: 30 mm / 40 mm Surface: Oiled Max. dimensions: 4150 1200 Particularities: 			
Ultimo			
Colour: <b>Royal Oak Rustic</b> Thickness: 30 mm / 40 mm Surface: Oiled Max. dimensions: 3000 1200 Particularities: 			
Colour: <b>Royal Oak Rustic White Wash</b> Thickness: 30 mm / 40 mm Surface: Oiled Max. dimensions: 3000 1200 Particularities: 			
Colour: <b>Teak</b> Thickness: 30 mm / 40 mm Surface: Oiled Max. dimensions: 4150 1200 Particularities: 			
Colour: <b>Teak White Wash</b> Thickness: 30 mm / 40 mm Surface: Oiled Max. dimensions: 4150 1200 Particularities: 			

Although the pictures in this chapter give you a good impression of our colours, there might be slight differences in reality. Therefore, we recommend to always consult your samples.

Colour	thickness	surface texture	maximum size	particularities
<b>Easy</b>				
Beech	30 mm / 40 mm	Oiled	4150 x 1200 mm	
Beech White wash	30 mm / 40 mm	Oiled	4150 x 1200 mm	
<b>Classic</b>				
Oak	30 mm / 40 mm	Oiled	4150 x 1200 mm	
Oak Carbon	30 mm / 40 mm	Oiled	4150 x 1200 mm	
Oak White Wash	30 mm / 40 mm	Oiled	4150 x 1200 mm	
<b>Premium</b>				
Oak Rustic	30 mm / 40 mm	Oiled	4150 x 1200 mm	
Oak Rustic White Wash	30 mm / 40 mm	Oiled	4150 x 1200 mm	
European Walnut	30 mm / 40 mm	Oiled	4150 x 1200 mm	
Iroko	30 mm / 40 mm	Oiled	4150 x 1200 mm	
Sapelli Mahogany	30 mm / 40 mm	Oiled	4150 x 1200 mm	
<b>Ultimo</b>				
Royal Oak Rustic	30 mm / 40 mm	Oiled	3000 x 1200 mm	
Royal Oak Rustic White Wash	30 mm / 40 mm	Oiled	3000 x 1200 mm	
Teak	30 mm / 40 mm	Oiled	4150 x 1200 mm	
Teak White Wash	30 mm / 40 mm	Oiled	4150 x 1200 mm	

Note: when ordering a showroom worktop, you receive samples. Please contact your contact person for other types of wood. Think of a different delivery time, price on request.

## Explanation particulars



Colour and texture difference. Wood is a natural product and discolors with light. Therefore, your sample piece will always differ from the delivered worktop (more than with other materials!).



New colour in the collection

Make sure that you also periodically oil the sample pieces in the showroom, so that they remain an accurate representation of reality.

## Material

### Composition

finger-joint wood slats pressed together under high pressure and glued water-resistant

### Product description

(Max.) dimensions:	4150 x 1200 mm
thickness:	30 or 40 mm
weight:	23 of 38 kg/m <sup>2</sup>
slat width	Standard 40mm, Royal approx. 85mm
Version:	3 times sanded and oiled
Particularities:	wood from nursery forests; slats of AB quality only (inspected for colour, knots and fall wood damage). Rustic selected from AC quality with knot
applications:	customized worktops, side panels and windowsills

## Properties

### Advantages

- > warm natural look
- > natural properties are preserved due to the finishing with oil
- > each worktop is unique in terms of colour and pattern

### Important:

- > use cutting boards and coasters (scratches, dents and burns are irreparable)
- > wood is a natural product and discolours through light. Therefore, your sample always deviates from the worktop that is supplied (more compared to other materials!).
- > wood is a natural product that can expand and shrink. Damage as a result of this effect is no reason for complain.
- > We do not recommend the use of white wash on dark woods
- > stains caused during installation or by third parties and/or stains arising due to the use of the worktop are no reason for reclamation
- > never stand or sit on the worktop
- > for warranty and general terms and conditions see: [www.dekkerzevenhuizen.com/customerportal](http://www.dekkerzevenhuizen.com/customerportal).

## Order

- > when calculating lengths, round up to 100 mm (min. 600 mm)
- > the worktop is standard all-around thickened for edge

finishings of 60 and 80 mm

- > (Standard) dimensional tolerance 3 mm (length, depth, height)
- > calculate extra works and edge finishings always separately!
- > Ensure that there is sufficient overhang at the ends of the worktop - particularly at thickened worktops and side panels - due to the working of the wood. Keep a gap of min. 5 mm per side between the walls and cabinets due to the possibility of expansion. The worktops expands from front to back.
- > Mitre couplings are not possible; there is a risk of being open at the mitre joint due to disproportionate shrinking and expansion
- > your customer will need to maintain the solid wood worktop regularly. We would also like to support this. That is why we ask you to provide us with your customer's name and address when ordering the worktop. We will then send your customer a quarterly mailing reminding them that maintenance is essential for the life of the worktop
- > it is technically not justified to mount two single sinks next to each other (you would rather opt for a total unit)
- > The min. distance required between two cut-outs is 80 mm, the distance required between the cut-out and the sides is 100 mm
- > Due to moisture problems and the working of wood, flush-mounted sinks are not possible. For this reason, we only supply sinks (semi)-undermount.
- > the order should contain the color, dimensions, all cut outs (including type of sink and/or hob, plus if necessary the diameter), front measure in case of cut-outs, front measure in case of high closet connections, space plus type of edging finishing and preferably a drawing of the kitchen
- > for worktops without base cabinets (e.g. table/bar tops with more than 200 mm free-hanging parts), a stabilisation profile is used for every 500 mm length. In both cases, you have to enclose the kitchen drawing in order to be able to determine the correct position of the profiles



figure 1: stabilization profiles

- › Measuring the worktop, delivery and installation on the commission address is provided. Please mention this on your order incl. phone number reachable during the day (preferably cell-number) and desired dates.
- › We would like to receive molds at least 45 weeks before delivery. Molds must meet the following requirements: full size and of solid material (wood). Additionally, mention this on your order.

Always send a drawing and an explanation from your order program. If you send both, we will proceed of the drawing. Always check your order confirmation, as this is binding!

## Modifications and cancellations

- › Indicated on the order confirmation.

It is not possible to change or cancel tops with colours and sinks outside the standard collection (they will be ordered specially for you)

## Delivery

- › delivery time is 5 weeks; this will be longer during holiday periods
- › standard packed in carton
- › including maintenance set
- › installation instructions and maintenance advice are included in the leaflet. The warranty conditions can be found on our website.
- › During delivery of the worktops, provide physically suitable lifting assistance, good storage space and free walking space
- › delivery at commission address, only upon request (please make own arrangements for transport to cellars and upper floors!)

Check your order carefully! Once the consignment note has been signed, reclamations about any damage to the products will no longer be accepted.

## Measuring and installation

- › Store the worktop in a room at room temperature (20°C) for (min.) 24 hours. And with a humidity between 40% and 60% (for acclimatisation purposes)
- › Apply point-by-point silicone sealant to fasten the worktop to the base cabinets; screws are also an option, but only to fasten the front side (and work with slotted holes in the depth of the worktop!).
- › oil all cut-outs on the inside
- › Insulate the sides of the hob with heat-protection foil.

- › For other information, see chapter "service".

## 5. Maintenance

### Daily maintenance

Wipe the kitchen worktop daily with a damp cloth or regular soapy water to prevent most stains from settling in. Iron (particles), alkalis and acids (such as soaps and detergents) will have to be removed immediately from the worktop with plenty of water. However, moisture should not remain on the worktop for too long; therefore dry the spots well.

Do not use concentrated or abrasive agents and never treat the surface with steel wool. Be careful with metals such as tin.

### Periodic maintenance

To easily remove dirt and signs of use, you can use the special care oil for solid wood. This oil has been specially developed for the maintenance and treatment of solid wooden worktops. The oil strengthens and protects the wood against dirt and moisture, while leaving the wood structure intact.

Note: NEVER use hard abrasives such as steel wool, sandpaper or diamonds. They can permanently damage the worktop surface.

### Oiling

- › Regular oiling is necessary. You can test the frequency yourself: if you drop a drop of water on the worktop and it is absorbed, you have to re-oil it. If the water remains on the worktop like a ball, re-oiling is not necessary.
- › for the White Wash tops use special White Wash oil, the other tops can be maintained with Natural oil
- › Please oil when the worktop is dry and dust-free
- › dry used wipes well after oiling; due to the risk of ignition.

## More information!

Would you like more information and cleaning tips or read about special offers from professional cleaners?

Then check out [www.dekkerzevenhuizen.com/](http://www.dekkerzevenhuizen.com/)

### maintenance

#### Maintenance oil


article no. natural 290075


article no. White Wash 290074


[www.dekkerzevenhuizen.com/shop](http://www.dekkerzevenhuizen.com/shop)









Easy				order no.	€ excl. VAT	€ incl. VAT
	worktops up to	300mm deep	per m <sup>1</sup>	MH1-3CM-030	184,00	<b>222,64</b>
	worktops up to	600mm deep	per m <sup>1</sup>	MH1-3CM-060	297,00	<b>359,37</b>
	worktops up to	650mm deep	per m <sup>1</sup>	MH1-3CM-065	322,00	<b>389,62</b>
	worktops up to	700mm deep	per m <sup>1</sup>	MH1-3CM-070	375,00	<b>453,75</b>
	worktops up to	800mm deep	per m <sup>1</sup>	MH1-3CM-080	438,00	<b>529,98</b>
	worktops up to	900mm deep	per m <sup>1</sup>	MH1-3CM-090	493,00	<b>596,53</b>
	worktops up to	1000mm deep	per m <sup>1</sup>	MH1-3CM-100	548,00	<b>663,08</b>
	worktops up to	1100mm deep	per m <sup>1</sup>	MH1-3CM-110	598,00	<b>723,58</b>
	worktops up to	1200mm deep	per m <sup>1</sup>	MH1-3CM-120	658,00	<b>796,18</b>

Classic						
	worktops up to	300mm deep	per m <sup>1</sup>	MH2-3CM-030	259,00	<b>313,39</b>
	worktops up to	600mm deep	per m <sup>1</sup>	MH2-3CM-060	406,00	<b>491,26</b>
	worktops up to	650mm deep	per m <sup>1</sup>	MH2-3CM-065	439,00	<b>531,19</b>
	worktops up to	700mm deep	per m <sup>1</sup>	MH2-3CM-070	513,00	<b>620,73</b>
	worktops up to	800mm deep	per m <sup>1</sup>	MH2-3CM-080	592,00	<b>716,32</b>
	worktops up to	900mm deep	per m <sup>1</sup>	MH2-3CM-090	663,00	<b>802,23</b>
	worktops up to	1000mm deep	per m <sup>1</sup>	MH2-3CM-100	760,00	<b>919,60</b>
	worktops up to	1100mm deep	per m <sup>1</sup>	MH2-3CM-110	800,00	<b>968,00</b>
	worktops up to	1200mm deep	per m <sup>1</sup>	MH2-3CM-120	870,00	<b>1.052,70</b>

Premium						
	worktops up to	300mm deep	per m <sup>1</sup>	MH3-3CM-030	325,00	<b>393,25</b>
	worktops up to	600mm deep	per m <sup>1</sup>	MH3-3CM-060	479,00	<b>579,59</b>
	worktops up to	650mm deep	per m <sup>1</sup>	MH3-3CM-065	518,00	<b>626,78</b>
	worktops up to	700mm deep	per m <sup>1</sup>	MH3-3CM-070	594,00	<b>718,74</b>
	worktops up to	800mm deep	per m <sup>1</sup>	MH3-3CM-080	705,00	<b>853,05</b>
	worktops up to	900mm deep	per m <sup>1</sup>	MH3-3CM-090	793,00	<b>959,53</b>
	worktops up to	1000mm deep	per m <sup>1</sup>	MH3-3CM-100	901,00	<b>1.090,21</b>
	worktops up to	1100mm deep	per m <sup>1</sup>	MH3-3CM-110	953,00	<b>1.153,13</b>
	worktops up to	1200mm deep	per m <sup>1</sup>	MH3-3CM-120	1.029,00	<b>1.245,09</b>

Ultimo						
	worktops up to	300mm deep	per m <sup>1</sup>	MH4-3CM-030	439,00	<b>531,19</b>
	worktops up to	600mm deep	per m <sup>1</sup>	MH4-3CM-060	677,00	<b>819,17</b>
	worktops up to	650mm deep	per m <sup>1</sup>	MH4-3CM-065	728,00	<b>880,88</b>
	worktops up to	700mm deep	per m <sup>1</sup>	MH4-3CM-070	798,00	<b>965,58</b>
	worktops up to	800mm deep	per m <sup>1</sup>	MH4-3CM-080	901,00	<b>1.090,21</b>
	worktops up to	900mm deep	per m <sup>1</sup>	MH4-3CM-090	1.015,00	<b>1.228,15</b>
	worktops up to	1000mm deep	per m <sup>1</sup>	MH4-3CM-100	1.128,00	<b>1.364,88</b>
	worktops up to	1100mm deep	per m <sup>1</sup>	MH4-3CM-110	1.244,00	<b>1.505,24</b>
	worktops up to	1200mm deep	per m <sup>1</sup>	MH4-3CM-120	1.354,00	<b>1.638,34</b>

Corner connections						
Corner connection 1	(angle connection)		per unit	MH-3CM-HV1	90,00	<b>108,90</b>
Corner connection 3a	(slanted corner part with angled coupling)		per unit	MH-3CM-HV3A	1.148,00	<b>1.389,08</b>
Corner connection 4a	(full angle section with mitre joint)		per unit	MH-3CM-HV4A	1.680,00	<b>2.032,80</b>

Angled (with small facet)		order no.	€ excl. VAT	€ incl. VAT
	 HAA	per m <sup>1</sup> MH-3CM-HAA	60,00	<b>72,60</b>

Angled (with small facet)

Single round				
	 HRE	per m <sup>1</sup> MH-3CM-HRE	60,00	<b>72,60</b>

Single round

Double round				
	 HRD	per m <sup>1</sup> MH-3CM-HRD	60,00	<b>72,60</b>

Double round
















Angled thickened				
	 H06	per m <sup>1</sup> MH-3CM-H06	175,00	<b>211,75</b>

Angled thickened up to 60 mm

Single round thickened				
	 HE6	per m <sup>1</sup> MH-3CM-HE6	175,00	<b>211,75</b>








Single round thickened to 60 mm

Other edge finishes on request. For high cabinet finishes, always order/calculate the entire side.

Cut-outs			order no.	€ excl. VAT	€ incl. VAT
Cut-out built-up hob up to 600 mm deep		per unit	MH-3CM-KPL	105,00	<b>127,05</b>
Cut-out built-on hob with a depth larger than 600 mm		per unit	MH-3CM-KOOK-OP2	142,00	<b>171,82</b>
Cut-out semi-undermount sink square max. 450 x 450 mm		per unit	H-VIERK	202,00	<b>244,42</b>
Cut-out semi-undermount sink square max. 450 x 450 mm		per unit	H-VIERK-GR	293,00	<b>354,53</b>
Cut-out undermount sink		per unit	H-OND	293,00	<b>354,53</b>
Surcharge for sinks outside the collection (.....=article number cut-out)		per unit	.....B	100,00	<b>121,00</b>
Tap hole in worktop (mention diameter)		per unit	MH-3CM-KRG	42,00	<b>50,82</b>
Tap hole in the kitchen sink (mention diameter)		per unit	MH-3CM-KRG035	24,50	<b>29,65</b>
Cut out for surface-mounted powerport / socket (Ø 70-120 mm)		per unit	MH-3CM-KPL-ROND	99,00	<b>119,79</b>
Additional machinings					
Oblique side without edge finishing		per unit	MH-3CM-S	79,00	<b>95,59</b>
Rounded corner up to radius 300 mm, without edge finishing		per unit	MH-3CM-R30	180,00	<b>217,80</b>
Rounded corner from radius 300 mm, without edge finishing		per unit	MH-3CM-R31	180,00	<b>217,80</b>
Double cut-out (two sides), without edge finishing		per unit	MH-3CM-KOLOM	90,00	<b>108,90</b>
Triple cut-out (three sides), without edge finishing		per unit	MH-3CM-KOLOM3	117,00	<b>141,57</b>
area with 4 stainless steel pins, model small rectangle (400 x 150 mm)		per unit	H-AFZ-4-VIERK	242,00	<b>292,82</b>
area with 5 stainless steel pins, large oval model (400 x 200 mm)		per unit	H-AFZ-5-VIERK-GR	288,00	<b>348,48</b>
Solid thickened		per m <sup>2</sup>	MH-3CM-ONDZ-OPD	479,00	<b>579,59</b>
Maintenance product*		per order	MH-OLIE	35,95	<b>43,50</b>
Sanding and oiling bottom side		per m <sup>2</sup>	MH-3CM-ONDZ	130,00	<b>157,30</b>
Stabilization profile 50 mm wide (see product information)**		per m1	MH-3CM-ONDZ-VER	132,00	<b>159,72</b>
Always calculate an edge finishing on extra works seperately!					

\* Supplied as standard and calculated with every order

\*\* For tops without a substructure, we recommend using a stabilization profile per 500 mm length. This applies to all edge finishes.

Easy				order no.	€ excl. VAT	€ incl. VAT
	worktops up to	300mm deep	per m <sup>1</sup>	MH1-030	237,00	<b>286,77</b>
	worktops up to	600mm deep	per m <sup>1</sup>	MH1-060	377,00	<b>456,17</b>
	worktops up to	650mm deep	per m <sup>1</sup>	MH1-065	403,00	<b>487,63</b>
	worktops up to	700mm deep	per m <sup>1</sup>	MH1-070	461,00	<b>557,81</b>
	worktops up to	800mm deep	per m <sup>1</sup>	MH1-080	525,00	<b>635,25</b>
	worktops up to	900mm deep	per m <sup>1</sup>	MH1-090	587,00	<b>710,27</b>
	worktops up to	1000mm deep	per m <sup>1</sup>	MH1-100	651,00	<b>787,71</b>
	worktops up to	1100mm deep	per m <sup>1</sup>	MH1-110	715,00	<b>865,15</b>
	worktops up to	1200mm deep	per m <sup>1</sup>	MH1-120	779,00	<b>942,59</b>
40 mm Solid Wood without edge finishing						
Classic						
	worktops up to	300mm deep	per m <sup>1</sup>	MH2-030	325,00	<b>393,25</b>
	worktops up to	600mm deep	per m <sup>1</sup>	MH2-060	479,00	<b>579,59</b>
	worktops up to	650mm deep	per m <sup>1</sup>	MH2-065	518,00	<b>626,78</b>
	worktops up to	700mm deep	per m <sup>1</sup>	MH2-070	594,00	<b>718,74</b>
	worktops up to	800mm deep	per m <sup>1</sup>	MH2-080	705,00	<b>853,05</b>
	worktops up to	900mm deep	per m <sup>1</sup>	MH2-090	793,00	<b>959,53</b>
	worktops up to	1000mm deep	per m <sup>1</sup>	MH2-100	901,00	<b>1.090,21</b>
	worktops up to	1100mm deep	per m <sup>1</sup>	MH2-110	953,00	<b>1.153,13</b>
	worktops up to	1200mm deep	per m <sup>1</sup>	MH2-120	1.029,00	<b>1.245,09</b>
40 mm Solid Wood without edge finishing						
Premium						
	worktops up to	300mm deep	per m <sup>1</sup>	MH3-030	369,00	<b>446,49</b>
	worktops up to	600mm deep	per m <sup>1</sup>	MH3-060	627,00	<b>758,67</b>
	worktops up to	650mm deep	per m <sup>1</sup>	MH3-065	672,00	<b>813,12</b>
	worktops up to	700mm deep	per m <sup>1</sup>	MH3-070	738,00	<b>892,98</b>
	worktops up to	800mm deep	per m <sup>1</sup>	MH3-080	843,00	<b>1.020,03</b>
	worktops up to	900mm deep	per m <sup>1</sup>	MH3-090	945,00	<b>1.143,45</b>
	worktops up to	1000mm deep	per m <sup>1</sup>	MH3-100	1.087,00	<b>1.315,27</b>
	worktops up to	1100mm deep	per m <sup>1</sup>	MH3-110	1.173,00	<b>1.419,33</b>
	worktops up to	1200mm deep	per m <sup>1</sup>	MH3-120	1.271,00	<b>1.537,91</b>
40 mm Solid Wood without edge finishing						
Ultimo						
	worktops up to	300mm deep	per m <sup>1</sup>	MH4-030	496,00	<b>600,16</b>
	worktops up to	600mm deep	per m <sup>1</sup>	MH4-060	804,00	<b>972,84</b>
	worktops up to	650mm deep	per m <sup>1</sup>	MH4-065	867,00	<b>1.049,07</b>
	worktops up to	700mm deep	per m <sup>1</sup>	MH4-070	953,00	<b>1.153,13</b>
	worktops up to	800mm deep	per m <sup>1</sup>	MH4-080	1.117,00	<b>1.351,57</b>
	worktops up to	900mm deep	per m <sup>1</sup>	MH4-090	1.197,00	<b>1.448,37</b>
	worktops up to	1000mm deep	per m <sup>1</sup>	MH4-100	1.408,00	<b>1.703,68</b>
	worktops up to	1100mm deep	per m <sup>1</sup>	MH4-110	1.503,00	<b>1.818,63</b>
	worktops up to	1200mm deep	per m <sup>1</sup>	MH4-120	1.605,00	<b>1.942,05</b>
40 mm Solid Wood without edge finishing						
Corner connections						
Corner connection 1	(angle connection)		per unit	MH-HV1	90,00	<b>108,90</b>
Corner connection 3a	(slanted corner part with angled coupling)		per unit	MH-HV3A	1.294,00	<b>1.565,74</b>
Corner connection 4a	(full angle section with mitre joint)		per unit	MH-HV4A	2.021,00	<b>2.445,41</b>

Angled (with small facet)		order no.	€ excl. VAT	€ incl. VAT
	 HAA	per m <sup>1</sup> MH-HAA	60,00	<b>72,60</b>

Angled (with small facet)

Single round				
	 HRE	per m <sup>1</sup> MH-HRE	60,00	<b>72,60</b>

Single round

Double round				
	 HRD	per m <sup>1</sup> MH-HRD	60,00	<b>72,60</b>

Double round
















Angled thickened				
	 H08	per m <sup>1</sup> MH-H08	200,00	<b>242,00</b>

Angled thickened up to 80 mm

Single round thickened				
	 HE8	per m <sup>1</sup> MH-HE8	200,00	<b>242,00</b>

Single round thickened to 80 mm

Other edge finishes on request. For high cabinet finishes, always order/calculate the entire side.

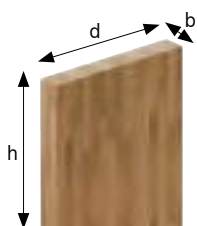
Cut-outs			order no.	€ excl. VAT	€ incl. VAT
Cut-out built-up hob up to 600 mm deep		per unit	MH-KPL	105,00	<b>127,05</b>
Cut-out built-on hob with a depth larger than 600 mm		per unit	MH-KOOK-OP2	142,00	<b>171,82</b>
Cut-out semi-undermount sink square max. 450 x 450 mm		per unit	H-VIERK	202,00	<b>244,42</b>
Cut-out semi-undermount sink square max. 450 x 450 mm		per unit	H-VIERK-GR	293,00	<b>354,53</b>
Cut-out undermount sink		per unit	H-OND	293,00	<b>354,53</b>
Surcharge for sinks outside the collection (.....=article number cut-out)		per unit	.....B	100,00	<b>121,00</b>
Tap hole in worktop (mention diameter)		per unit	MH-KRG	42,00	<b>50,82</b>
Tap hole in the kitchen sink (mention diameter)		per unit	MH-KRG035	24,50	<b>29,65</b>
Cut out for surface-mounted powerport / socket (Ø 70-120 mm)		per unit	MH-KPL-ROND	99,00	<b>119,79</b>
Additional machinings					
Oblique side without edge finishing		per unit	MH-S	79,00	<b>95,59</b>
Rounded corner up to radius 300 mm, without edge finishing		per unit	MH-R30	180,00	<b>217,80</b>
Rounded corner from radius 300 mm, without edge finishing		per unit	MH-R31	180,00	<b>217,80</b>
Double cut-out (two sides), without edge finishing		per unit	MH-KOLOM	90,00	<b>108,90</b>
Triple cut-out (three sides), without edge finishing		per unit	MH-KOLOM3	117,00	<b>141,57</b>
area with 4 stainless steel pins, model small rectangle (400 x 150 mm)		per unit	H-AFZ-4-VIERK	242,00	<b>292,82</b>
area with 5 stainless steel pins, large oval model (400 x 200 mm)		per unit	H-AFZ-5-VIERK-GR	288,00	<b>348,48</b>
Solid thickened		per m <sup>2</sup>	MH-ONDZ-OPD	479,00	<b>579,59</b>
Maintenance product*		per order	MH-OLIE	35,95	<b>43,50</b>
Sanding and oiling bottom side		per m <sup>2</sup>	MH-ONDZ	130,00	<b>157,30</b>
Stabilization profile 50 mm wide (see product information)**		per m1	MH-ONDZ-VER	132,00	<b>159,72</b>
Always calculate an edge finishing on extra works seperately!					

\* Supplied as standard and calculated with every order

\*\* For tops without a substructure, we recommend using a stabilization profile per 500 mm length. This applies to all edge finishes.



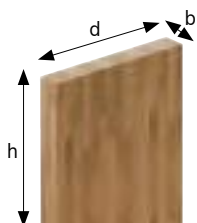
## Side panel 60 mm type B completely free-standing



order no.	€ excl. VAT	€ incl. VAT
Side panels up to 300mm deep per m <sup>1</sup> MH30-STOLB-030	716,00	<b>866,36</b>
Side panels up to 650mm deep per m <sup>1</sup> MH30-STOLB-060	999,00	<b>1.208,79</b>
Side panels up to 900 mm deep per m <sup>1</sup> MH30-STOLB-090	1.513,00	<b>1.830,73</b>
Side panels up to 1200 mm deep per m <sup>1</sup> MH30-STOLB-120	1.969,00	<b>2.382,49</b>

Side panels width 60 mm, base 30 mm thick

## Side panel 80 mm type B completely free-standing



Side panels up to 300mm deep per m <sup>1</sup> MH40-STOLB-030	883,00	<b>1.068,43</b>
Side panels up to 650mm deep per m <sup>1</sup> MH40-STOLB-060	1.201,00	<b>1.453,21</b>
Side panels up to 900 mm deep per m <sup>1</sup> MH40-STOLB-090	1.703,00	<b>2.060,63</b>
Side panels up to 1200 mm deep per m <sup>1</sup> MH40-STOLB-120	2.269,00	<b>2.745,49</b>

Side panel width 80 mm, base 40 mm thick

- > The tolerances in measurement between worktop, cabinet and side panel are very critical. For this reason, we recommend 2 mm overhang per visible side of the worktop. When processing your order, we will do this automatically.
- > To guarantee a good joint between the worktop and the side panel we advise to indicate on which side the side panel will be installed.
- > Side panels that serve as support for tables without lower cabinets are on request.
- > Calculate per part; round up to nearest 100 mm (above), minimum of 600 mm.
- > To connect worktop and side panel in mitre, please contact our inside sales.

## Maintenance oil



This oil has been specially developed for the maintenance and treatment of solid wood worktops. Comes with scouring pad.

Naturel	290075	35,95	<b>43,50</b>
White Wash	290074	35,95	<b>43,50</b>





Worktop Solid Wood Oak Carbon

## Advantages



Innovative design



Extensive colour collection



maintenance friendly



Acid-resistant

---

## Icons



Price group to which this article belongs.  
Some articles have a different discount, this  
is mentioned separately.



Maximum length



Maximum width



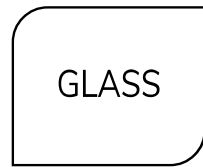
Stains are more visible



Scratches are more visible



New colour in the collection





















# GLASS

**Contents:**

- 13.3 Colour options
- 13.4 Structure overview
- 13.6 Product information
- 13.8 Base material
- 13.9 Extra works
- 13.10 Wall panels 6 mm
- 13.11 Edge finishes and standard wall panels



Wall panels Glass Caviar Black with structure Fiori Lucido


























Backs panels and worktops		colour sample	full panel
Colour: <b>Caviar Black</b> Thickness: 6 mm / 10 mm Surface: see, structures Max. dimensions: 3000 1200 Particularities:  			
Colour: <b>Lageto</b> Thickness: 6 mm / 10 mm Surface: see, structures Max. dimensions: 3000 1200 Particularities:			
Colour: <b>lingotti</b> Thickness: 6 mm / 10 mm Surface: see, structures Max. dimensions: 3000 1200 Particularities:			
Colour: <b>Mirror Bronze</b> Thickness: 6 mm Surface: see, structures Max. dimensions: 3000 1200 Particularities:			
Colour: <b>Mirror Grey</b> Thickness: 6 mm Surface: see, structures Max. dimensions: 3000 1200 Particularities:			
Colour: <b>Monto</b> Thickness: 6 mm / 10 mm Surface: see, structures Max. dimensions: 3000 1200 Particularities:			
Colour: <b>Ottono</b> Thickness: 6 mm / 10 mm Surface: see, structures Max. dimensions: 3000 1200 Particularities:			
Colour: <b>Quick Silver</b> Thickness: 6 mm / 10 mm Surface: see, structures Max. dimensions: 3000 1200 Particularities:			

Although the pictures in this chapter give you a good impression of our colours, there might be slightly differences in reality. Therefore, we recommend to always consult your samples.



The colours in the colour overview are available as a kitchen worktop and as a wall panel (with the exception of the Mirror Gray and Mirror Bronze, which are only available as a wall panel). The combination with the structure determines the price category:

- > Classic (gloss)
- > Premium (matt)
- > Ultimo (Filo, Fiori Lucido and Rain)

Classic	colour sample	full panel
Colour: <b>Extra Chiaro (gloss)</b>  Thickness: 6 mm / 10 mm Max. dimensions:   Particularities:		
Colour: <b>Santinato (mat)</b>  Thickness: 6 mm / 10 mm Max. dimensions:   Particularities:		
Colour: <b>Filo</b>  Thickness: 6 mm Max. dimensions:   Particularities:		
Colour: <b>Fiori Lucido</b>  Thickness: 6 mm Max. dimensions:   Particularities:		
Colour: <b>Rain</b> Thickness: 6 mm Max. dimensions:   Particularities:	 	

**Please note!** These colours are sampled as standard when a showroom top/back panel is ordered. Other colours based on RAL-, Sikkens-, PMS- or NCS-color number are available. Please contact your regular contact person for this. Please consider different delivery times, prices on request.

Although the pictures in this chapter give you a good impression of our colours, there might be slightly differences in reality. Therefore, we recommend to always consult your samples.

Colour:	thickness	RAL-/ NCS-colours	surface texture	maximum size	particularities
<b>Classic (glossy) - tops and back panels</b>					
Caviar Black	6 mm/10 mm	RAL 9005	Shine	3000 x 1200 mm	 
Lageto	6 mm/10 mm	RAL 2009005	Shine	3000 x 1200 mm	
lingotti 	6 mm/10 mm		Shine	3000 x 1200 mm	
Mirror Bronze 	6 mm		Shine	3000 x 1200 mm	
Mirror Grey 	6 mm		Shine	3000 x 1200 mm	
Monto	6 mm/10 mm	RAL 9016	Shine	3000 x 1200 mm	
Ottone 	6 mm/10 mm		Shine	3000 x 1200 mm	
Quick Silver	6 mm/10 mm	RAL 9006	Shine	3000 x 1200 mm	
<b>Premium (matt) - tops and back panels</b>					
Caviar Black	6 mm/10 mm	RAL 9005	Matt	3000 x 1200 mm	 
Lageto	6 mm/10 mm	RAL 2009005	Matt	3000 x 1200 mm	
lingotti 	6 mm/10 mm		Matt	3000 x 1200 mm	
Mirror Bronze 	6 mm		Matt	3000 x 1200 mm	
Mirror Grey 	6 mm		Matt	3000 x 1200 mm	
Monto	6 mm/10 mm	RAL 9016	Matt	3000 x 1200 mm	
Ottone 	6 mm/10 mm		Matt	3000 x 1200 mm	
Quick Silver	6 mm/10 mm	RAL 9006	Matt	3000 x 1200 mm	
<b>Ultimo - back panels</b>					
Caviar Black	6 mm	RAL 9005	Filo, Fiori Lucido, Rain	3000 x 1200 mm	 
Lageto	6 mm	RAL 2009005	Filo, Fiori Lucido, Rain	3000 x 1200 mm	
lingotti 	6 mm		Filo, Fiori Lucido, Rain	3000 x 1200 mm	
Monto	6 mm	RAL 9016	Filo, Fiori Lucido, Rain	3000 x 1200 mm	
Ottone 	6 mm		Filo, Fiori Lucido, Rain	3000 x 1200 mm	
Quick Silver	6 mm	RAL 9006	Filo, Fiori Lucido, Rain	3000 x 1200 mm	

**Explanation icons**

Stains are more visible



Scratches are more visible



New colour in the collection

**Flared colors 2023** (Available in additional collection)

Arancione

Oscuro Marrone

Caldo Grigio

Rosso

Milky Way

Whey



## Material

### Composition





thermally toughened glass with coated underside and glossy or matt surface

### Product description

#### 10 mm

(Max.) dimensions:	3000 x 1200 mm
thickness:	10 mm
weight:	30 kg / m <sup>2</sup> (based on a 10 mm thick blade)
surface structure:	 Gloss  Matt
Applications:	custom-made worktops, back panels and window sills

#### Wallpanels 6 mm

(Max.) sizes:	3000 x 1200 mm
thickness:	6 mm solid
Weight:	15 kg/m <sup>2</sup>
surface structure:	 Gloss  Matt  Fiori Lucido, flower pattern  Filo, line pattern Rain, line pattern
applications:	wallpanels

## Properties

### Advantages

- > homogeneous
- > Waterproof
- > low-maintenance
- > hygienic
- > more heat resistant than many other materials

### Important:

- > use cutting board and coasters (scratches and breakage / thermoshock irreparable)
- > not UV-resistant (color difference due to incidence of light possible in the long term)
- > not stain resistant, especially on matt and dark surfaces and with light (grazing light) stains are more visible
- > the thickness of the glass partly determines the colour. Therefore, take into account the colour difference between 6 and 10 mm glass
- > never stand or sit on the panel.
- > for warranty conditions and General Terms see: [www.dekkerzevenhuizen.com/customerportal](http://www.dekkerzevenhuizen.com/customerportal)

## Order

- > when calculating lengths, round up to 100 mm (min. 600 mm)
- > (standard) dimensional tolerance 3 mm (length, depth, height)
- > Due to the production process it is not possible to reserve material for a reorder. To avoid color difference, everything must be ordered at once
- > Always calculate machinings and edge finishings separately
- > The min. distance required between two cut-outs is 80 mm, the distance required between the cut-out and the sides is 100 mm
- > required distance between the cabinets and the wall is min. 2 mm (material may possibly expand)
- > for 10 mm solid worktops is it not possible to place a drawer under the hob
- > square cut-outs not possible (minimum radius is 13 mm)
- > the minimum length to be supplied is 300 mm, due to the production process
- > the minimum width to be supplied is 80 mm, due to the production process
- > a formula applies when calculating maximum dimensions. This is as follows: the maximum length is the width x 20. So if the width measure is 80 mm, then the maximum length measure (80 x 20) is 1600 mm in one piece
- > connecting seam never in extension of the hob cut-out, but at least 150 mm distance
- > hob cut-outs always with so-called corner holes due to a minimum radius of 13 mm in the corners
- > the minimum distance from hole to hole is 24 mm with 10 mm . worktops
- > the minimum distance from recess to outside of the worktop is 30mm for 6mm wall panels and 50mm for 10mm worktops
- > order provided with colour, dimensions, all cut-outs (incl. type of sink and/or hob plus any diameter), pre-measurement with cut-outs, cabinet size with high-cabinet connection, location plus type of edge finish (when stating position dishwasher, mounting strip is applied, except for 10 mm solid panels) and preferably a kitchen drawing
- > Measuring the worktop, delivery and installation on the commission address is possible. Please mention this on your order incl. phone number reachable during the day (preferably cell-number) and desired dates.

- › supply moulds at least four weeks before delivery week to true size and of sound material (wood), also state this on order form and tell date to driver (see Chapter 'Services and service')

Always send a drawing and an explanation from your order program. If you send both, we will use the drawing. Also always check your order confirmation, because it is binding.

Post-processing is impossible, so order correct size!

### Modifications and cancellations

- › Indicated on the order confirmation.

It is not possible to change or cancel tops with colours and sinks outside the standard collection (they will be ordered specially for you)

### Delivery

- › delivery time 6 weeks (longer during holiday periods)
- › standard in sturdy crate packaging
- › installation instructions and maintenance advice are included in the leaflet. The warranty conditions can be found on our website.

Check your order carefully! Once the consignment note has been signed, complaints about any damage to the products will no longer be accepted.


### Measuring and installation


- › see chapter "service".




### Maintenance

- › The worktop can be cleaned with a clean soapy water on a daily basis. Always rinse well with lukewarm water, and dry your worktop with a dry, clean fiber cloth. Rinsing and drying is essential: it ensures that the remaining dirt and soap- and water residues are absorbed.
- › You can also treat stubborn stains with a melamine sponge. Moisten these slightly and squeeze them out well for sufficient friction. Make sure that you have a wider surface treated. Intensive use on a small surface can lead to a difference in shine.
- › Remove retracted spots or stains of ink, paint, nicotine or felt-tip pen with benzene or turpentine. Rinse with lukewarm water and dry well.
- › Lime stains can be removed with cleaning vinegar. Rinse well with lukewarm water and dry the worktop completely. Be careful with limestone natural stones such as marble, bluestone, etc.
- › Never use aggressive cleaning agents such as paint bites, brush, metal and oven cleaners, chlorine, sink unblockers or other chemical agents.

Note: NEVER use hard abrasives such as steel wool, sandpaper or diamonds. They can permanently damage the worktop surface.

Classic glossy texture (10 mm)				order no.	€ excl. VAT	€ incl. VAT
	worktops up to	300mm deep	per m <sup>1</sup>	GLA10-1-030	286,00	<b>346,06</b>
	worktops up to	600mm deep	per m <sup>1</sup>	GLA10-1-060	518,00	<b>626,78</b>
	worktops up to	650mm deep	per m <sup>1</sup>	GLA10-1-065	547,00	<b>661,87</b>
	worktops up to	700mm deep	per m <sup>1</sup>	GLA10-1-070	606,00	<b>733,26</b>
	worktops up to	800mm deep	per m <sup>1</sup>	GLA10-1-080	677,00	<b>819,17</b>
	worktops up to	900mm deep	per m <sup>1</sup>	GLA10-1-090	736,00	<b>890,56</b>
	worktops up to	1000mm deep	per m <sup>1</sup>	GLA10-1-100	815,00	<b>986,15</b>
	worktops up to	1100mm deep	per m <sup>1</sup>	GLA10-1-110	862,00	<b>1.043,02</b>
	worktops up to	1200mm deep	per m <sup>1</sup>	GLA10-1-120	917,00	<b>1.109,57</b>











Premium matt structure (10 mm)						
	worktops up to	300mm deep	per m <sup>1</sup>	GLA10-2-030	349,00	<b>422,29</b>
	worktops up to	600mm deep	per m <sup>1</sup>	GLA10-2-060	641,00	<b>775,61</b>
	worktops up to	650mm deep	per m <sup>1</sup>	GLA10-2-065	679,00	<b>821,59</b>
	worktops up to	700mm deep	per m <sup>1</sup>	GLA10-2-070	745,00	<b>901,45</b>
	worktops up to	800mm deep	per m <sup>1</sup>	GLA10-2-080	810,00	<b>980,10</b>
	worktops up to	900mm deep	per m <sup>1</sup>	GLA10-2-090	901,00	<b>1.090,21</b>
	worktops up to	1000mm deep	per m <sup>1</sup>	GLA10-2-100	961,00	<b>1.162,81</b>
	worktops up to	1100mm deep	per m <sup>1</sup>	GLA10-2-110	1.038,00	<b>1.255,98</b>
	worktops up to	1200mm deep	per m <sup>1</sup>	GLA10-2-120	1.110,00	<b>1.343,10</b>






Corner connections						
Corner connection 1	(angle connection)		per unit	GLA10-HV1	55,00	<b>66,55</b>
Corner connection 3a	(slanted corner part with angled coupling)		per unit	GLA10-2-HV3A	879,00	<b>1.063,59</b>
Corner connection 4a	(full angle section with mitre joint)		per unit	GLA10-2-HV4A	1.059,00	<b>1.281,39</b>

Edge finishing double facet edge						
		2F		per m <sup>1</sup>	GLA10-2F	45,00

**54,45**

10 mm double facet edge










Cut-outs			order no.	€ excl. VAT	€ incl. VAT
Cut-out built-up hob up to 600 mm deep		per unit	GLA10-KPL-OP1	154,00	<b>186,34</b>
Cut-out built-on hob with a depth larger than 600 mm		per unit	GLA10-KPL-OP2	201,00	<b>243,21</b>
Cut out integrated hot plate (send a technical drawing please)		per unit	GLA-UIT-KOOK-I	387,00	<b>468,27</b>
(Flat built-in hobs with an installation depth of $\geq 3$ mm must first be tested for technical feasibility)					
Cut-out integrated sink max. 450 x 450 mm		per unit	GLA-UITVK	263,00	<b>318,23</b>
Cut-out integrated sink max. 450 x 450 mm		per unit	GLA-UITVKGR	348,00	<b>421,08</b>
Cut-out undermount sink max. 450 x 450 mm		per unit	GLA-ONDVK	457,00	<b>552,97</b>
Cut-out undermount sink larger than 450 x 450 mm		per unit	GLA-ONDVKGR	571,00	<b>690,91</b>
Surcharge for sinks outside the collection (.....=article number cut-out)		per unit	.....B	100,00	<b>121,00</b>
Tap hole in worktop (mention diameter)		per unit	GLA10-KRG	42,00	<b>50,82</b>
Tap hole in the kitchen sink (mention diameter)		per unit	GLA10-KRG035	24,50	<b>29,65</b>
Cut out for surface-mounted powerport / socket (Ø 70-120 mm)		per unit	GLA10-KPL-ROND	123,00	<b>148,83</b>
Please note: square cut-outs in glass are not possible. The minimum radius is 13 mm. For undermount containers with radius 10, the radius of the recess will be 13 mm					








Additional machinings					
Oblique side without edge finishing		per unit	GLA10-S-POL	79,00	<b>95,59</b>
Rounded corner up to radius 300 mm, without edge finishing		per unit	GLA10-R1-POL	180,00	<b>217,80</b>
Rounded corner from radius 300 mm, without edge finishing		per unit	GLA10-R2-POL	331,00	<b>400,51</b>
Double cut-out (two sides), without edge finishing		per unit	GLA10-KOL-A	140,00	<b>169,40</b>
Triple cut-out (three sides), without edge finishing		per unit	GLA10-KOL3-A	180,00	<b>217,80</b>
Surcharge for RAL / Sikkens / PMS colour (outside standard collection)		per unit	GLA-KBC	260,00	<b>314,60</b>
Cost of colour sample (for confirmation of special color)		per unit	GLA-MONSTER	130,00	<b>157,30</b>



Classic glossy structure			order no.	€ excl. VAT	€ incl. VAT
Wall panels up to	100 mm high	per m <sup>1</sup>	GLA06-NAW-1-010	61,00	<b>73,81</b>
Wall panels up to	200 mm high	per m <sup>1</sup>	GLA06-NAW-1-020	121,00	<b>146,41</b>
Wall panels up to	300 mm high	per m <sup>1</sup>	GLA06-NAW-1-030	167,00	<b>202,07</b>
Wall panels up to	400 mm high	per m <sup>1</sup>	GLA06-NAW-1-040	217,00	<b>262,57</b>
Wall panels up to	500 mm high	per m <sup>1</sup>	GLA06-NAW-1-050	261,00	<b>315,81</b>
Wall panels up to	600 mm high	per m <sup>1</sup>	GLA06-NAW-1-060	307,00	<b>371,47</b>
Wall panels up to	700 mm high	per m <sup>1</sup>	GLA06-NAW-1-070	354,00	<b>428,34</b>
Wall panels up to	800 mm high	per m <sup>1</sup>	GLA06-NAW-1-080	401,00	<b>485,21</b>
Wall panels up to	900 mm high	per m <sup>1</sup>	GLA06-NAW-1-090	445,00	<b>538,45</b>
Wall panels up to	1000 mm high	per m <sup>1</sup>	GLA06-NAW-1-100	482,00	<b>583,22</b>
Wall panels up to	1100 mm high	per m <sup>1</sup>	GLA06-NAW-1-110	525,00	<b>635,25</b>
Wall panels up to	1200 mm high	per m <sup>1</sup>	GLA06-NAW-1-120	578,00	<b>699,38</b>
Premium matt structure					
Wall panels up to	100 mm high	per m <sup>1</sup>	GLA06-NAW-2-010	75,00	<b>90,75</b>
Wall panels up to	200 mm high	per m <sup>1</sup>	GLA06-NAW-2-020	148,00	<b>179,08</b>
Wall panels up to	300 mm high	per m <sup>1</sup>	GLA06-NAW-2-030	215,00	<b>260,15</b>
Wall panels up to	400 mm high	per m <sup>1</sup>	GLA06-NAW-2-040	282,00	<b>341,22</b>
Wall panels up to	500 mm high	per m <sup>1</sup>	GLA06-NAW-2-050	351,00	<b>424,71</b>
Wall panels up to	600 mm high	per m <sup>1</sup>	GLA06-NAW-2-060	392,00	<b>474,32</b>
Wall panels up to	700 mm high	per m <sup>1</sup>	GLA06-NAW-2-070	441,00	<b>533,61</b>
Wall panels up to	800 mm high	per m <sup>1</sup>	GLA06-NAW-2-080	493,00	<b>596,53</b>
Wall panels up to	900 mm high	per m <sup>1</sup>	GLA06-NAW-2-090	529,00	<b>640,09</b>
Wall panels up to	1000 mm high	per m <sup>1</sup>	GLA06-NAW-2-100	578,00	<b>699,38</b>
Wall panels up to	1100 mm high	per m <sup>1</sup>	GLA06-NAW-2-110	619,00	<b>748,99</b>
Wall panels up to	1200 mm high	per m <sup>1</sup>	GLA06-NAW-2-120	654,00	<b>791,34</b>
Ultimo design back panels					
Wall panels up to	100 mm high	per m <sup>1</sup>	GLA06-NAW-3-010	91,00	<b>110,11</b>
Wall panels up to	200 mm high	per m <sup>1</sup>	GLA06-NAW-3-020	182,00	<b>220,22</b>
Wall panels up to	300 mm high	per m <sup>1</sup>	GLA06-NAW-3-030	269,00	<b>325,49</b>
Wall panels up to	400 mm high	per m <sup>1</sup>	GLA06-NAW-3-040	331,00	<b>400,51</b>
Wall panels up to	500 mm high	per m <sup>1</sup>	GLA06-NAW-3-050	401,00	<b>485,21</b>
Wall panels up to	600 mm high	per m <sup>1</sup>	GLA06-NAW-3-060	473,00	<b>572,33</b>
Wall panels up to	700 mm high	per m <sup>1</sup>	GLA06-NAW-3-070	544,00	<b>658,24</b>
Wall panels up to	800 mm high	per m <sup>1</sup>	GLA06-NAW-3-080	596,00	<b>721,16</b>
Wall panels up to	900 mm high	per m <sup>1</sup>	GLA06-NAW-3-090	651,00	<b>787,71</b>
Wall panels up to	1000 mm high	per m <sup>1</sup>	GLA06-NAW-3-100	701,00	<b>848,21</b>
Wall panels up to	1100 mm high	per m <sup>1</sup>	GLA06-NAW-3-110	755,00	<b>913,55</b>
Wall panels up to	1200 mm high	per m <sup>1</sup>	GLA06-NAW-3-120	811,00	<b>981,31</b>

Calculate per part: round to 100 mm, minimum price 600 mm.  
Minimum required for hardening: 0.3 m<sup>2</sup>.

Finish			order no.	€ excl. VAT	€ incl. VAT
Polishing visible side - double facet (2F)		per m <sup>1</sup>	GLA06-NAW-POL	45,00	<b>54,45</b>
<b>Cut-outs</b>					
Socket cut-outs (Ø70 mm)		per unit	GLA06-NAW-KR070	62,00	<b>75,02</b>
Hole for mounting (holes up to Ø10 mm)		per unit	GLA06-NAW-GAT	32,00	<b>38,72</b>
Other cut-outs (smaller than 490 x 450 mm)		per unit	GLA06-NAW-KPLOP	100,00	<b>121,00</b>
Wall panel completely magnetic		per m <sup>2</sup>	GLA06-NAW-ONDZM	130,00	<b>157,30</b>
<b>Additional machinings</b>					
Oblique side without edge finishing		per unit	GLA06-NAW-S-POL	79,00	<b>95,59</b>
Rounded corner up to radius 300 mm, without edge finishing		per unit	GLA06-NAW-R1	180,00	<b>217,80</b>
Rounded corner from radius 300 mm, without edge finishing		per unit	GLA06-NAW-R2	331,00	<b>400,51</b>
Double cut-out (two sides), without edge finishing		per unit	GLA06-NAW-KOL-A	140,00	<b>169,40</b>
Triple cut-out (three sides), without edge finishing		per unit	GLA06-NAW-KOL3A	180,00	<b>217,80</b>

Standard wall panels for behind the hob (glass) 6 mm					
Colour:	<b>Blanka</b> (Monto)				
Thickness:	6 mm				
Particularities:					
Colour:	<b>Nigro</b> (Caviar Black)				
Thickness:	6 mm				
Particularities:					
Colour:	<b>Verda</b> (Lageto)				
Thickness:	6 mm				
Particularities:					

6 mm back panels					
<b>Glossy surface</b>					
Blanka, 600 x 700 mm	per unit	300080	171,00	<b>206,91</b>	
Blanka, 900 x 700 mm	per unit	300081	239,00	<b>289,19</b>	
Nigro, 600 x 700 mm	per unit	300082	171,00	<b>206,91</b>	
Nigro, 900 x 700 mm	per unit	300083	239,00	<b>289,19</b>	
Verda, 600 x 700 mm	per unit	300084	171,00	<b>206,91</b>	
Verda, 900 x 700 mm	per unit	300085	239,00	<b>289,19</b>	

Note: not in combination with customization due to colour difference



## Advantages



Light weight



Heat resistant



Competitively priced



Easy make-to-measure



100% recyclable

---

## Icons



Price group to which this article belongs.  
Some articles have a different discount, this  
is mentioned separately.



Maximum length




Maximum width



Pattern direction is horizontal



Panels must be mounted in the same  
direction



















# ALUSPLASH

**Contents:**

- 14.3 Colour options
- 14.7 Product information
- 14.9 Custom wall panels
- 14.10 Finishing profiles
- 14.11 Extra works and standard panels
- 14.12 Standard panels
























Wall panel AluSplash Space Silver






















Classic (high gloss)		colour sample	full panel
<b>Colour:</b> Arctic White <b>Thickness:</b> 4 mm <b>Surface:</b> High gloss <b>Max. dimensions:</b> 4100 1500 <b>Particularities:</b> →			
<b>Colour:</b> Champaign Brushed <b>Thickness:</b> 4 mm <b>Surface:</b> High gloss <b>Max. dimensions:</b> 4100 1500 <b>Particularities:</b> →			
<b>Colour:</b> First Frost <b>Thickness:</b> 4 mm <b>Surface:</b> High gloss <b>Max. dimensions:</b> 4100 1500 <b>Particularities:</b> →			
<b>Colour:</b> Graphite Grey <b>Thickness:</b> 4 mm <b>Surface:</b> High gloss <b>Max. dimensions:</b> 4100 1500 <b>Particularities:</b> →			
<b>Colour:</b> Ivory Mist <b>Thickness:</b> 4 mm <b>Surface:</b> High gloss <b>Max. dimensions:</b> 4100 1500 <b>Particularities:</b> →			
<b>Colour:</b> Sandy Steps <b>Thickness:</b> 4 mm <b>Surface:</b> High gloss <b>Max. dimensions:</b> 4100 1500 <b>Particularities:</b> →			
<b>Colour:</b> Silver Brushed <b>Thickness:</b> 4 mm <b>Surface:</b> High gloss <b>Max. dimensions:</b> 4100 1500 <b>Particularities:</b> →			
<b>Colour:</b> Space Silver <b>Thickness:</b> 4 mm <b>Surface:</b> High gloss <b>Max. dimensions:</b> 4100 1500 <b>Particularities:</b> →			

Although the pictures in this chapter give you a good impression of our colours, there might be slight differences in reality. Therefore, we recommend to always consult your samples.



Classic (high gloss)		colour sample	full panel
Colour: <b>Stardust Black</b> Thickness: 4 mm Surface: High gloss Max. dimensions: 4100 1500 Particularities: 			
Colour: <b>Winter Dream</b> Thickness: 4 mm Surface: High gloss Max. dimensions: 4100 1500 Particularities: 			
Classic (matt)			
Colour: <b>Autumn Leaves</b> Thickness: 4 mm Surface: Mat Max. dimensions: 4100 1500 Particularities: 			
Colour: <b>Black Sand</b> Thickness: 4 mm Surface: Mat Max. dimensions: 4100 1500 Particularities: 			
Colour: <b>Glacier Blue</b> Thickness: 4 mm Surface: Mat Max. dimensions: 4100 1500 Particularities: 			
Colour: <b>Iceberg White</b> Thickness: 4 mm Surface: Mat Max. dimensions: 4100 1500 Particularities: 			
Colour: <b>Midnight Moon</b> Thickness: 4 mm Surface: Mat Max. dimensions: 4100 1500 Particularities: 			



Although the pictures in this chapter give you a good impression of our colours, there might be slight differences in reality. Therefore, we recommend to always consult your samples.

Classic (matt)		colour sample	full panel
Colour: <b>Pebble Stone</b> Thickness: 4 mm Surface: Mat Max. dimensions: 4100 1500 Particularities: 			
Colour: <b>Rustic Earth</b> Thickness: 4 mm Surface: Mat Max. dimensions: 4100 1500 Particularities: 			
Colour: <b>Smoked Ember</b> Thickness: 4 mm Surface: Mat Max. dimensions: 4100 1500 Particularities: 			
Premium (Essenza)			
Colour: <b>Astroid</b> Thickness: 4 mm Surface: Essenza Max. dimensions: 4100 1500 Particularities: 			
Colour: <b>Eclipse</b> Thickness: 4 mm Surface: Essenza Max. dimensions: 4100 1500 Particularities: 			
Colour: <b>Galaxy</b> Thickness: 4 mm Surface: Essenza Max. dimensions: 4100 1500 Particularities: 			
Colour: <b>Neutron</b> Thickness: 4 mm Surface: Essenza Max. dimensions: 4100 1500 Particularities: 			

Although the pictures in this chapter give you a good impression of our colours, there might be slight differences in reality. Therefore, we recommend to always consult your samples.


Colour	thickness	surface texture	maximum size	colour on backside	particularities
<b>Classic</b>					
Arctic White	4 mm	High gloss	4100 x 1500 mm	Sandy Steps	
Autumn Leaves	4 mm	Mat	4100 x 1500 mm	Black Sand	
Black Sand	4 mm	Mat	4100 x 1500 mm	Autumn Leaves	
Champaign Brushed	4 mm	High gloss	4100 x 1500 mm	-	 
First Frost	4 mm	High gloss	4100 x 1500 mm	Stardust Black	
Glacier Blue	4 mm	Mat	4100 x 1500 mm	Smoked Ember	
Graphite Grey	4 mm	High gloss	4100 x 1500 mm	Space Silver	
Iceberg White	4 mm	Mat	4100 x 1500 mm	Pebble Stone	
Ivory Mist	4 mm	High gloss	4100 x 1500 mm	Winter Dream	
Midnight Moon	4 mm	Mat	4100 x 1500 mm	Rustic Earth	
Pebble Stone	4 mm	Mat	4100 x 1500 mm	Iceberg White	
Rustic Earth	4 mm	Mat	4100 x 1500 mm	Midnight Moon	
Sandy Steps	4 mm	High gloss	4100 x 1500 mm	Arctic White	
Silver Brushed	4 mm	High gloss	4100 x 1500 mm	-	 
Smoked Ember	4 mm	Mat	4100 x 1500 mm	Glacier Blue	
Space Silver	4 mm	High gloss	4100 x 1500 mm	Graphite Grey	
Stardust Black	4 mm	High gloss	4100 x 1500 mm	First Frost	
Winter Dream	4 mm	High gloss	4100 x 1500 mm	Ivory Mist	
<b>Premium</b>					
Astroid	4 mm	Essenza	4100 x 1500 mm	Galaxy	
Eclipse	4 mm	Essenza	4100 x 1500 mm	Neutron	
Galaxy	4 mm	Essenza	4100 x 1500 mm	Astroid	
Neutron	4 mm	Essenza	4100 x 1500 mm	Eclipse	

## Explanation icons

-  Pattern direction is horizontal
-  Panels must be mounted in the same direction

## Discontinued colours 2023 (available while stocks last)

Lava Stone  
Sun Beam



\* contains a fine surface finishing (structure).

The Alusplash wallpanels are sensitive to scratches (no guarantee!) and are only suitable for the use as wallpanels.

Although the pictures in this chapter give you a good impression of our colours, there might be slightly differences in reality. Therefore, we recommend to always consult your samples.

## Material

### Composition

Sandwich panel of 2 x 0.5mm thick aluminium with a fire retardant mineral core in between. The panels have been treated with a high quality lacquer, after which a heat-resistant coating has been applied.

### Product description

(Max.) dimensions:	4100 x 1500 mm
thickness:	4 mm
weight:	7 kg/m <sup>2</sup>
Particularities:	The panels are fitted with a protective film.
Applications:	kitchen wallpanels, shower walls/ rooms (high-gloss colors only), interior decorating

## Properties

### Advantages

- > Very easy to edit yourself
- > heat resistant; suitable for mounting behind the (gas) hob\*\*
- > economically priced
- > edge finish in the same colour as the top possible
- > quick and easy installation
- > 100% recyclable
- > Light-weight
- > high-quality coating

\*\* if mounted correctly, see 'order'

### Important:

- > prevent metal or sharp objects (such as knives, pans, tins and other utensils) from bumping against the coated surface, as this would cause scratches and/or dents.
- > when having a gas hob, please make sure that the flame remains under the pan.
- > make sure that the spout of a kettle or kettle is not pointed directly at the panel. Hot steam, air and/or boiling water from the spout can discolor or damage the surface of the panel.
- > the AluSplash panel consists of two A-sides with different colours (except the Silver- and Champaign Brushed). The colour you ordered will be indicated with a sticker.
- > arrows on the protective film indicate the installation/ mounting direction. The panels must all be installed in the same orientation to avoid differences in gloss/ colour. Do not remove the protective film during assembly, but only after everything has been

completely assembled.

- > for warranty and general terms and conditions see: [www.dekkerzevenhuizen.com/customerportal](http://www.dekkerzevenhuizen.com/customerportal).

## Order

- > when calculating the price, round up the lengths to 100 mm (min. 600 mm)
- > (Standard) dimensional tolerance 2 mm (length, depth, height)
- > min. 1.5 mm space on each side of the wall panels to allow for contraction and expansion. This space can be sealed later
- > A minimum space of 30 mm is required between the edge of the hob and the wallpanel
- > Loose (finishing) profiles and treatments should be calculated separately
- > in the event of repeat or redelivery, there is a chance of color differences between the parts. This is no reason for reclamation
- > the order should contain: colour, sizes, all cut-outs and preferably a drawing of the kitchen

Always send a plan and an explanation from your order program. If you send both, we will proceed on the basis of the plan. Always check your order confirmation, as this is binding.

## Modifications and cancellations

- > Indicated on the order confirmation.

## Delivery

- > delivery time 4 weeks (longer during holiday periods)
- > Wall panels are standard packed in cardboard
- > Wallpanels should be lifted vertically, in order to prevent sagging
- > installation instructions and maintenance advice are included in the leaflet. The warranty conditions can be found on our website.
- > residual material from recesses never included or supplied
- > During delivery of the wallpanels, provide physically suitable lifting assistance, good storage space and free walking space
- > delivery at commission address, only upon request (please make own arrangements for transport to cellars and upper floors!)

Check your order carefully! Once the consignment note has been signed, reclamations about any damage to the products will no longer be accepted.

## Measuring and installation

These wall panels are very easy made-to-measure by using the following tools:

1. Circular saw (saw blades for metal)
2. Hole saw (for metal)
3. Jigsaw (saw blades for metal)

For details refer to the leaflet supplied with the product or the digital version on the website.

For the installation manual, see

[www.dekkerzevenhuizen.nl/alusplash](http://www.dekkerzevenhuizen.nl/alusplash)

## Maintenance

- > Wipe off daily with mild, gentle, non-abrasive cleaning agents, such as green Dreft soapy water.
- > treat periodically with Vuplex (for high-gloss colours) or Matte Max (for Essenza and matte colours). This ensures that dirt remains easy to remove and that possible scratches become less visible. Use a microfibre cloth for this.
- > Never use aggressive cleaning agents such as baking soda, paint stripping, brush, metal and oven cleaners, chlorine, sink unblockers or other chemicals.
- > Do not clean the wall panel while it is still hot: wait until it cooled down to room temperature.

Note: NEVER use hard abrasives such as steel wool, sandpaper or diamonds. They can permanently damage the surface.

### Vuplex

article number: 290147

This maintenance set contains a High Gloss Protector, a micro-fibre cloth and instructions for use. [www.dekkerzevenhuizen.com/shop](http://www.dekkerzevenhuizen.com/shop)



### Matt Max

article number: 290148

This maintenance set contains a Matt Protector and instructions for use. [www.dekkerzevenhuizen.com/shop](http://www.dekkerzevenhuizen.com/shop)



## TABLE DISPLAY FREE OF CHARGE


When ordering an AluSplash-wallpanel for your showroom, you will receive this display for free.



High gloss




Mat

Classic				order no.	€ excl. VAT	€ incl. VAT
	Wall panels up to	100 mm high	per m <sup>1</sup>	ASNAW-1-010	46,00	<b>55,66</b>
	Wall panels up to	200 mm high	per m <sup>1</sup>	ASNAW-1-020	86,00	<b>104,06</b>
	Wall panels up to	300 mm high	per m <sup>1</sup>	ASNAW-1-030	115,00	<b>139,15</b>
	Wall panels up to	400 mm high	per m <sup>1</sup>	ASNAW-1-040	147,00	<b>177,87</b>
	Wall panels up to	500 mm high	per m <sup>1</sup>	ASNAW-1-050	175,00	<b>211,75</b>
	Wall panels up to	600 mm high	per m <sup>1</sup>	ASNAW-1-060	187,00	<b>226,27</b>
	Wall panels up to	700 mm high	per m <sup>1</sup>	ASNAW-1-070	226,00	<b>273,46</b>
	Wall panels up to	800 mm high	per m <sup>1</sup>	ASNAW-1-080	267,00	<b>323,07</b>
	Wall panels up to	900 mm high	per m <sup>1</sup>	ASNAW-1-090	309,00	<b>373,89</b>
	Wall panels up to	1000 mm high	per m <sup>1</sup>	ASNAW-1-100	348,00	<b>421,08</b>
	Wall panels up to	1100 mm high	per m <sup>1</sup>	ASNAW-1-110	369,00	<b>446,49</b>
	Wall panels up to	1250 mm high	per m <sup>1</sup>	ASNAW-1-125	388,00	<b>469,48</b>
	Wall panels up to	1500 mm high	per m <sup>1</sup>	ASNAW-1-150	464,00	<b>561,44</b>

4 mm without edge finishing

Calculate per part: round up to 100 mm, minimum 600 mm.  
The maximum length is 4100 mm.

Premium						
	Wall panels up to	100 mm high	per m <sup>1</sup>	ASNAW-2-010	51,00	<b>61,71</b>
	Wall panels up to	200 mm high	per m <sup>1</sup>	ASNAW-2-020	96,00	<b>116,16</b>
	Wall panels up to	300 mm high	per m <sup>1</sup>	ASNAW-2-030	128,00	<b>154,88</b>
	Wall panels up to	400 mm high	per m <sup>1</sup>	ASNAW-2-040	165,00	<b>199,65</b>
	Wall panels up to	500 mm high	per m <sup>1</sup>	ASNAW-2-050	196,00	<b>237,16</b>
	Wall panels up to	600 mm high	per m <sup>1</sup>	ASNAW-2-060	210,00	<b>254,10</b>
	Wall panels up to	700 mm high	per m <sup>1</sup>	ASNAW-2-070	253,00	<b>306,13</b>
	Wall panels up to	800 mm high	per m <sup>1</sup>	ASNAW-2-080	299,00	<b>361,79</b>
	Wall panels up to	900 mm high	per m <sup>1</sup>	ASNAW-2-090	346,00	<b>418,66</b>
	Wall panels up to	1000 mm high	per m <sup>1</sup>	ASNAW-2-100	390,00	<b>471,90</b>
	Wall panels up to	1100 mm high	per m <sup>1</sup>	ASNAW-2-110	413,00	<b>499,73</b>
	Wall panels up to	1250 mm high	per m <sup>1</sup>	ASNAW-2-125	435,00	<b>526,35</b>
	Wall panels up to	1500 mm high	per m <sup>1</sup>	ASNAW-2-150	518,00	<b>626,78</b>

4 mm without edge finishing





Calculate per part: round up to 100 mm, minimum 600 mm.  
The maximum length is 4100 mm.

Edge finishing						
		Bent edge	per m <sup>1</sup>	ASNAW-PF004	25,00	<b>30,25</b>






bent edge

Corners are only folded and not closed.



Aluminum edge finishing profile			order no.	€ excl. VAT	€ incl. VAT
	Length 750 mm	per unit	ASNAW-AWPRAF-075	9,50	<b>11,50</b>
	Length 2050 mm	per unit	ASNAW-AWPRAF-205	23,00	<b>27,83</b>
	Length 4100 mm	per unit	ASNAW-AWPRAF-410	43,00	<b>52,03</b>
	Customized	per unit	ASNAW-AWPRAF-M1	14,50	<b>17,55</b>
Aluminium connection profile					
	Length 2050 mm	per unit	ASNAW-AWPBLAD-205	23,00	<b>27,83</b>
	Length 4100 mm	per unit	ASNAW-AWPBLAD-410	43,00	<b>52,03</b>
	Customized	per unit	ASNAW AWPBLAD-M1	14,50	<b>17,55</b>
Aluminum inner corner profile 90°					
	Customized	per unit	ASNAW-AWPBIN-M1	21,00	<b>25,41</b>
Aluminum outer corner profile 90°					
	Customized	per unit	ASNAW-AWPBUI-M1	23,00	<b>27,83</b>

The edge profiles are supplied separately and have double sided tape on the inside for easy attachment to the wall panel.  
The profile thickness is 1 mm

Extra works			order no.	€ excl. VAT	€ incl. VAT
Oblique side without edge finishing		per unit	ASNAW-S-GEEN	79,00	<b>95,59</b>
Double cut-out (two sides), without edge finishing		per unit	ASNAW-KOLOM	54,00	<b>65,34</b>
Triple cut-out (three sides), without edge finishing		per unit	ASNAW-KOLOM3	54,00	<b>65,34</b>
Corner or column cutouts are always with an inner radius of 10 mm					
Wall sockets cut-outs (70 mm round)		per unit	ASNAW-KRG070	62,00	<b>75,02</b>
Other cut-outs (smaller than 490 x 450 mm)		per unit	ASNAW-KPL	96,00	<b>116,16</b>

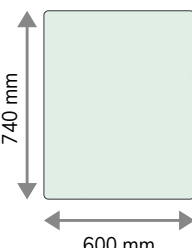





Standard wall panels (customize it yourself)					
<b>Classic</b>					
AluSplash panel	± 2050 x 750 mm	per unit	ASNAW-ST1-205075	294,00	<b>355,74</b>
AluSplash panel	± 4100 x 750 mm	per unit	ASNAW-ST1-410075	585,00	<b>707,85</b>
AluSplash panel	± 2050 x 1500 mm	per unit	ASNAW-ST1-205150	585,00	<b>707,85</b>
AluSplash panel	± 4100 x 1500 mm	per unit	ASNAW-ST1-410150	1.170,00	<b>1.415,70</b>
<b>Premium</b>					
AluSplash panel	± 2050 x 750 mm	per unit	ASNAW-ST2-205075	330,00	<b>399,30</b>
AluSplash panel	± 4100 x 750 mm	per unit	ASNAW-ST2-410075	654,00	<b>791,34</b>
AluSplash panel	± 2050 x 1500 mm	per unit	ASNAW-ST2-205150	654,00	<b>791,34</b>
AluSplash panel	± 4100 x 1500 mm	per unit	ASNAW-ST2-410150	1.311,00	<b>1.586,31</b>

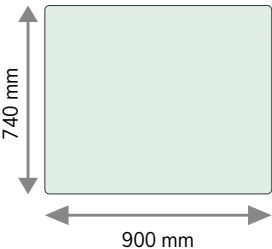





- > Packed in carton
  - > Size tolerance 2 mm
- Tip: finish your worktop with finishing profiles

These wall panels are very easy made-to-measure by using the following tools:

- > Circular saw (with saw blade for metal)
- > 2. Hole cutter (for metal)
- > Jigsaw (saw blades for metal)

Please visit [www.dekkerzevenhuizen.nl/alusplash](http://www.dekkerzevenhuizen.nl/alusplash) for the assembly instructions

Standard wall panels for behind the hob 600 x 740mm				order no.	€ excl. VAT	€ incl. VAT
	<b>Classic (high gloss)</b>					
	Graphite Grey		per unit	300311	153,00	<b>185,13</b>
	Silver Brushed		per unit	300310	153,00	<b>185,13</b>
	Stardust Black		per unit	300305	153,00	<b>185,13</b>
	<b>Classic (matt)</b>					
	Black Sand		per unit	300502	153,00	<b>185,13</b>
				Available from stock.		

Standard wall panels for behind the hob 900 x 740mm						
	<b>Classic (high gloss)</b>					
	Graphite Grey		per unit	300331	243,00	<b>294,03</b>
	Silver Brushed		per unit	300330	243,00	<b>294,03</b>
	Stardust Black		per unit	300325	243,00	<b>294,03</b>
	<b>Classic (matt)</b>					
	Black Sand		per unit	300522	243,00	<b>294,03</b>
				Available from stock.		

These panels are supplied with two finished sides in the color of the rear wall (edge finish PF), packed in cardboard. Other colors can be ordered via the custom items.



## Icons



The separate sinks fall into this price group (unless stated otherwise).



The accessories fall into this price group

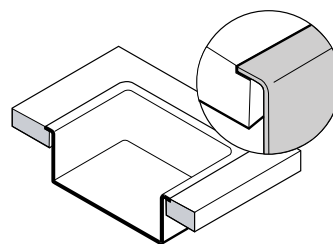


Sinks incl. cutout fall into the price group of the respective worktop material

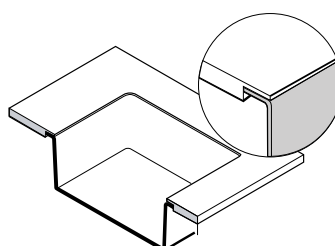


New sink in the collection

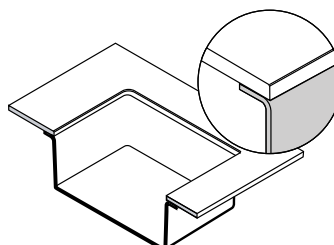
## Mounting methods



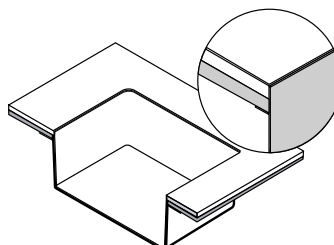
Flush-mounting (VIB)



Semi-undermount (SON)



Full undermount (OND)



Rimless (RIM)

# SINKS

## **Contents**

- 15.3 Overview
- 15.4 Product information

## **Lanesto stainless steel**

- 15.8 Lugano
- 15.12 Victoria
- 15.13 Orta
- 15.17 Giro
- 15.26 Destra
- 15.36 Como
- 15.38 Maggiore
- 15.42 Nordic

## **Lanesto pvd**

- 15.46 Urban

## **Lanesto other materials**

- 15.78 Lyse
- 15.80 Sogne 2.0
- 15.82 Corian
- 15.84 Phoenix

## **Lanesto stone**

- 15.86 Stone
- 15.92 Idro
- 15.100 Tile sinks

## **TopZero**

- 15.104 Global

## **Reginox**

- 15.112 Stainless steel sinks
- 15.130 Color-coated sinks

## **Franke**

- 15.138 Stainless steel sinks
- 15.145 Tectonite sinks
- 15.147 Parts and accessories





Sink Lanesto Urban 500 x 400 Copper, semi-undermount method

# SINKS Overview

Series	sink no.	dimension (mm)	radius	cupboard	page
<b>LANESTO Flush-mounted</b>					
Lugano	001	Ø440		450	15.08
Lugano	041	Ø440		450	15.09
Lugano	003	400 x 350	R=65	450*	15.10
Lugano	014	400 x 350	R=65	450*	15.11
Lugano	040	400 x 370	R=60	450*	15.12
Orta	046	400 x 400	R=50	450*	15.13
Orta	048	450 x 400	R=50	500*	15.14
Orta	047	500 x 400	R=50	600	15.15
Giro	910	400 x 340	R=20	450*	15.17
Giro	911	170 x 400	R=20	250	15.18
Giro	912	340 x 400	R=20	400*	15.19
Giro	913	400 x 400	R=20	450*	15.20
Giro	914	450 x 400	R=20	500*	15.21
Giro	916	500 x 400	R=20	600	15.22
Giro	915	550 x 400	R=20	600	15.23
Giro	918/919	340 x 400+170 x 400	R=20	600*	15.24
Destra	021	170 x 400	R=10	250	15.26
Destra	022	340 x 400	R=10	400*	15.27
Destra	025	400 x 400	R=10	450*	15.28
Destra	023	450 x 400	R=10	500*	15.29
Destra	024	500 x 400	R=10	600	15.30
Destra	026	740 x 400	R=10	800*	15.31
Destra	051/052	340 x 400+170 x 400	R=10	600*	15.32
Destra	060	340 x 340+340 x 340	R=10	800*	15.34
Como	072	400 x 400	R=0	450*	15.36
Como	073	500 x 400	R=0	600	15.37
Maggiore	050	360 x 420+160 x 300	R=80	600	15.38
Maggiore	042	340 x 400 with drainer	R=95	450*	15.39
Maggiore	044	340 x 340+340 x 340	R=95	800	15.40
Nordic	971	340 x 400+190 x 400	R=10	600*	15.42
Nordic	972	530 x 400+190 x 400	R=10	900	15.43
Nordic	973	360 x 400+360 x 400	R=10	800*	15.44
Urban	611	180 x 400	R=10	250	15.46
Urban	612	340 x 400	R=10	400*	15.48
Urban	613	400 x 400	R=10	450*	15.50
Urban	615	500 x 400	R=10	600	15.60
Urban	618	340 x 400+180 x 400	R=10	600*	15.72
Urban	620	340 x 340+340 x 340	R=10	800*	15.76
Lyse	606	430 x 370	R=10	600	15.79
Sogne 2.0	662ZVIB	400 x 380	R=10	500	15.80
Sogne 2.0	663ZVIB	500 x 380	R=10	600	15.81
<b>LANESTO Semi-undermount</b>					
Orta	056	400 x 400	R=50	450*	15.13
Orta	038	450 x 400	R=50	500*	15.14
Orta	037	500 x 400	R=50	600	15.15
Giro	930	400 x 340	R=20	450*	15.17
Giro	931	170 x 400	R=20	250	15.18
Giro	932	340 x 400	R=20	400*	15.19
Giro	933	400 x 400	R=20	450*	15.20
Giro	934	450 x 400	R=20	500*	15.21
Giro	936	500 x 400	R=20	600	15.22
Giro	935	550 x 400	R=20	600	15.23
Giro	938/939	340 x 400+170 x 400	R=20	600*	15.24
Destra	031	170 x 400	R=10	250	15.26
Destra	032	340 x 400	R=10	400*	15.27
Destra	035	400 x 400	R=10	450*	15.28
Destra	033	450 x 400	R=10	500*	15.29
Destra	034	500 x 400	R=10	600	15.30
Destra	036	740 x 400	R=10	800*	15.31
Destra	053/054	340 x 400+170 x 400	R=10	600*	15.32
Destra	060	340 x 340+340 x 340	R=10	800*	15.34
Como	082	400 x 400	R=0	450*	15.36
Como	083	500 x 400	R=0	600	15.37
Nordic	991	340 x 400+190 x 400	R=10	600*	15.42
Nordic	992	530 x 400+190 x 400	R=10	900	15.43
Nordic	993	360 x 400+360 x 400	R=10	800*	15.44
Urban	641	180 x 400	R=10	250	15.46
Urban	642	340 x 400	R=10	400*	15.48
Urban	643	400 x 400	R=10	450*	15.50
Urban	645	500 x 400	R=10	600	15.60

Series	sink no.	dimension (mm)	radius	cupboard	page
Urban	648	340 x 400+180 x 400	R=10	600*	15.70
Lyse	626	430 x 370	R=10	600	15.79
Sogne 2.0	662ZOPB	400 x 380	R=10	500	15.80
Sogne 2.0	663ZOPB	500 x 380	R=10	600	15.81
Corian	965	400 x 400	R=13	450	15.82
Corian	970	530 x 400	R=13	600	15.83
Fenix	FE5040	500 x 400	R=5	600	15.85
Stone	450	450 x 400	R=0	500	15.86
Stone	500	500 x 400	R=0	600	15.88
Stone	550	550 x 400	R=0	600	15.90
Idro	400	400 x 400	R=0	450	15.92
Idro	500	500 x 400	R=0	600	15.96
Tile sink	TB005	400 x 400	R=0	450	15.100
Tile sink	TB007	400 x 400	R=0	450	15.101
Tile sink	TB006	500 x 400	R=0	600	15.102
Tile sink	TB008	500 x 400	R=0	600	15.103
<b>TOPZERO Rimless</b>					
Global	950	400 x 340	R=20	450	15.105
Global	954	450 x 400	R=20	500	15.106
Global	955	550 x 400	R=20	600	15.110
<b>REGINOX Flush-mounted</b>					
IB	102	400 x 400	R=60	450*	15.112
IB	103	500 x 400	R=60	600	15.113
Ohio	105	400 x 400	R=26.5	450*	15.114
Ohio	106	500 x 400	R=26.5	600	15.115
New York	130	340 x 400	R=10	400*	15.116
New York	131	400 x 400	R=10	450*	15.117
New York	132	500 x 400	R=10	600	15.118
New York	133	340 x 400+180 x 400	R=10	600*	15.119
New York	134	180 x 400+340 x 400	R=10	600*	15.120
New Jersey	178	400 x 370	R=10	450*	15.121
New Jersey	179	500 x 370	R=10	600	15.122
New Jersey 100 mm	120	400 x 370	R=10	450*	15.123
New Jersey 100 mm	121	500 x 370	R=10	600	15.124
New Jersey 100 mm	122	340 x 370+180 x 370	R=10	600*	15.125
Morena	176	340 x 400+150 x 250	R=80	600*	15.126
Queen	177	330 x 400+160 x 300	R=80	600*	15.127
Princess	145	340 x 400 + 340 x 400	R=80	800	15.128
R-colour L18 390 OKG	149	Ø440		450	15.130
R-colour Colorado	184	400 x 350	R=65	450*	15.131
R-colour New York	113	400 x 400	R=10	450*	15.132
R-colour New York	114	500 x 400	R=10	600	15.133
R-colour Ohio	109	400 x 400	R=26.5	450*	15.134
R-colour Ohio	110	500 x 400	R=26.5	600	15.136
<b>REGINOX Semi-undermount</b>					
R-colour New York	113	400 x 400	R=10	450*	15.132
R-colour New York	114	500 x 400	R=10	600	15.133
R-colour Ohio	209	400 x 400	R=26.5	450*	15.134
R-colour Ohio	210	500 x 400	R=26.5	600	15.136
<b>FRANKE Flush-mounted</b>					
Bolero Plus BXX 210.40	484	400 x 400	R=12	450*	15.139
Bolero Plus BXX 210.50	485	500 x 400	R=12	600	15.140
Maris MRX 210.19	400	190 x 400	R=16	300	15.141
Maris MRX 210.34	405	340 x 400	R=16	400*	15.142
Maris MRX 210.40	402	400 x 400	R=16	450*	15.143
Maris MRX 210.50	403	500 x 400	R=16	600	15.144
<b>FRANKE Semi-undermount</b>					
Sirius Tect SID 210.50	680	500 x 410	R=10	600	15.145

\* Note: for flush installation in the materials below, the carcass will have to be sawn in order to mount the necessary clamps. If this is not desired, you can choose a larger cabinet. This does not apply to (semi-)substructure.

- > TopLaminate / DecorTop / Fenix 0.9
- > TopCore / Fenix 10
- > Solid Surface
- > Evora Quarz / Evora Granite (for edge finishing up to 30 mm high)
- > Evora Ceramics / Dekton (for edge finishing up to 30 mm high)

## Material

### Stainless steel

Stainless steel 18/10

### Fibertec

A polyester reinforced with long glass fibres.

### Tectonite®

A fiber reinforced polyester with a special gel coating.

### Quartztec

Quartz composite, coloured through and through.

### Corian

Solid surface consisting of, among other things, natural materials and acrylic or polyester resin.

### Fenix

Made of quartz, nanotech particles and acrylic.

### Stone

See product information for that material elsewhere in this book.

### Pvd

Stainless steel sink treated with environmentally friendly PVD technology (condensation of atoms or molecules from a gas or vapour.)

### Ceramic PVD

Stainless steel sink treated with special PVD technology, which gives the sink a matt look.

### Colour-coated

Stainless steel sink with a further developed powder / or gel coating. No warranty for (usage) scratches.

### Fybertec and Tectonite

- > lightweight (no support kit needed)
- > heat resistant (boiling water tap possible)
- > stain-resistant
- > UV-resistant
- > 100% recyclable
- > Fybertec is also suitable for flush mounting in TopLaminate/DecorTop and Fenix09.

### Quartztec and stone

- > heat resistant (boiling water tap possible, with the exception of composite)
- > stain-resistant
- > UV-resistant

### Corian and Fenix

- > stain-resistant
- > virtually maintenance-free
- > UV resistant (except Corian)

### Pvd

- > durable
- > heat resistant (boiling water tap possible)
- > stain-resistant
- > metallic sheen of stainless steel is retained
- > 100% recyclable
- > UV-resistant

### Ceramic PVD

- > durable
- > heat resistant (boiling water tap possible)
- > stain-resistant
- > matte appearance
- > 100% recyclable
- > UV-resistant

### Colour-coated

- > heat resistant (boiling water tap possible)
- > UV-resistant

## Important for all materials

- > Not scratch resistant (Fybertec, Tectonite, Fenix and stone are more scratch resistant than the other materials)
- > Be careful with sharp objects. For the (ceramic) PVD and colour-coated sinks, the stainless steel under the coating can become visible in the event of scratches (this is not covered by the warranty).
- > Avoid using paint, chemicals and rusty objects

## Properties

### Advantages

#### Stainless steel

- > durable
- > heat resistant (boiling water tap possible)
- > stain-resistant
- > 100% recyclable
- > UV-resistant

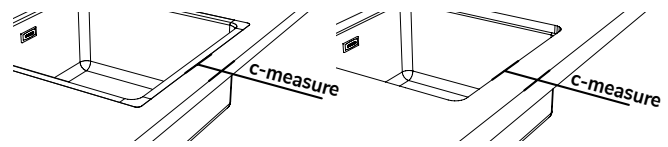
- > A nuance difference can occur between the color of the pvd sink, the matching faucet and the other accessories. This is caused by different production batches and is intensified by light
- > for other points of attention, see 'maintenance'.

## Order

- > only order from standard product range due to extra time (assessment of quality and assembly method, no guaranteed delivery time) and costs (CAD/CAM drawing, test sheets); contact the office staff for exceptions
- > delivery of sinks not possible
- > always specify the center size of the entire sink unit
- > for sinks with drainer section and other different models also indicate cabinet measurements (otherwise enclose kitchen drawing)
- > the mentioned cabinet width takes into account the space needed for the clamps and the net width of the cabinet. Smaller is possible, but then you might have to remove a piece from the body.
- > in solid wood never place two sinks directly next to each other (choose total unit!)
- > siphons are only supplied as standard with TopLaminate DecorTop and Fenix 09 (not with other tops), and with the exception of Lanesto Lugano 014
- > lanesto sinks include, if specified, the Magna cap (in separate bag with the drain kit). This can optionally be placed over the current plug, but is not removable once installed!
- > installation of surface-mounted sinks not possible (only cut-outs)
- > for warranty conditions and General Terms and Conditions see [www.dekkerzevenhuizen.com/customerportal](http://www.dekkerzevenhuizen.com/customerportal)

Always send a drawing and an explanation from your order program. If you send both, we will proceed of the drawing. Always check your order confirmation, as this is binding!.

The specified dimension (or c-dimension) for flush-mounted sinks is the measurement between the front of the worktop and the edge (the beginning) of the sink. For (semi) undermount sinks, the c-dimension is the measurement between the front of the worktop and the edge of the recess (the hole in the worktop). The dimensions stated are our standard c-dimensions per sink. If you want to deviate from this, please indicate this clearly on the order.



flush-mounted sink

(semi-)undermount sink

## Modifications and cancellations

- > Indicated on the order confirmation.

Modifications and cancellations of kitchen sinks outside of the default collection are not possible (they are ordered specially for you!)

## Delivery

After signing the consignment note, damage can no longer be claimed. We only deliver our sinks to the delivery addresses that are linked to your debtor number. Sending by post is not possible. It can be sent by courier at an additional cost.

## Mounting method

- > TopLaminate, DecorTop and Fenix 0.9: flush-mounted in plywood and Greengridz, note: not in chipboard (not waterproof). Semi-recessed only in straight plywood, with a minimum top thickness of 25 mm. Extra space to the left and right of the sink is 185 mm because of the inlaid plate. Note: not in Greengridz, chipboard and Fenix 09. Flat and semi-undermount sinks are delivered assembled and have a space-saving siphon (except for the Lanesto Lugano 014).
- > TopCore and Fenix 10: semi-undermount (approx. 3 mm below the top layer), flush installation and complete substructure are delivered assembled
- > Solid Surface: with flush-mounted and full-undermount models, the sink is supplied separately. With rimless, the sink is supplied mounted
- > Solid wood: with semi-undermount (approx. 8 mm below the top layer) and complete substructure, the sink is supplied separately
- > Granite and Composite: for flush-mounted and full-undermounted, the sink is supplied separately. With rimless and mitred units, the sink is delivered assembled
- > Glass: for flush mount and full undermount, the sink is supplied separately. Note: always use acid-free silicone sealant
- > Ceramics and Dekton: for flush installation and underbuild, the sink is supplied separately. With rimless and mitred, the sink is supplied assembled.

Please note: the protruding edge is more impact sensitive with substructure. Damage caused by, for example, knocking pans cannot be claimed. We therefore recommend choosing flush-mounted or TopZero sinks.

- > Stainless steel: seamlessly welded

For some sink models it is necessary to secure the mounting clips on the outside with spot welds (visible weld points on the inside unavoidable).

For surface-mounted sinks, see the sales book 'accessories'.

## Maintenance

### Stainless steel and (ceramic) pvd sinks

- > for daily maintenance, you do not need more than a sponge and some detergent.
- > Lime stains can be removed with a cleaning vinegar. Let it soak for 5 minutes and remove the lime with a melamine sponge. Then rinse with water and dry thoroughly.
- > to remove stains and to keep the shine of the sink even longer, treat the unit (min.) 1x per month with Inox Care (art. no. 290125). You can also order them online: [www.dekkerzevenhuizen.nl/shop](http://www.dekkerzevenhuizen.nl/shop). Apply a generous amount of the product to a damp soft cloth or sponge, rub the sink well with it, then rinse the unit with water. Then wipe the tray dry.
- > stainless steel (-pvd) cannot rust by itself. Rusting is always caused by external influences. Do you see rust spots? Then clean your sink with a wet scouring pad and some liquid detergent. Rinse with water, wipe dry and do not use the sink for 6 to 10 hours.

### Colour-coated sinks

- > for daily maintenance, you do not need more than a sponge and some detergent.
- > Lime stains can be removed with a cleaning vinegar. Let it soak for 5 minutes and remove the lime with a melamine sponge. Then rinse with water and dry thoroughly.

### Stone and other materials sinks

- > for daily maintenance, you do not need more than a sponge and some detergent.
- > for a lasting shine, once a week, dissolve any cleaning agent in warm water and let it soak in the tray for an hour. Then rinse well and rub the sink dry.
- > Lime stains can be removed with a cleaning vinegar. Let it soak for 5 minutes and remove the lime with a melamine sponge. Then rinse with water and dry thoroughly.
- > You can treat the Fybertec sink (Lanesto Lyse) once every 2 months with a mineral oil item no. 290146) so that possible scratches and scuffs will be less visible and the sink retains its shine. Always rub the entire surface with a soft cloth and let it dry for 5 minutes. Then remove the excess oil.

### Mineral oil

**article number: 290146**

With this oil, possible scratches and wear marks will be less visible and the sink retains its shine.

[www.dekkerzevenhuizen.nl/shop](http://www.dekkerzevenhuizen.nl/shop)



### Points of attention during maintenance:

#### General

- > to prevent water/lime stains; wipe your sink dry with a clean cloth after use (especially with coloured sinks)
- > it is better not to use stainless steel cleaners (except Inox Care). The same coating that is applied for protection can also cause stains on the surface.
- > do not use abrasives such as steel wool or a sharp brush, as these products can damage the surface.
- > acids, rusty objects and aggressive substances corrode the sink and can cause stains, rust spots or small holes in the sink. Examples include chlorine, sink unblockers, silver polish, paint, denture cleaner, S39, hydrogen peroxide and hydrochloric acid (solutions). If an aggressive substance does get into the sink, remove the substance immediately with plenty of water and soapy water. Then use Starglanz to refinish the sink. Again, rinse the area well with water and wipe the sink dry. It is recommended to repeat this treatment several times. It is usually pointless to clean the tray afterwards as the material has often already been damaged and the stains will continue to reappear.



- › chlorine and hydrochloric acid should not be kept in the sink cabinet; their vapors can act on the material of the sink.
- › make sure the bottles you keep in your sink cabinet are tightly closed so that the fumes from chlorine or hydrochloric acid, for example, cannot corrode the stainless steel.
- › beware of cooking hot oil, frying fat and pans that come directly from the fire. These can damage the sink.

### PVD sinks

- › beware of toothpaste and cement residue. Both corrode the sink if not washed away immediately.

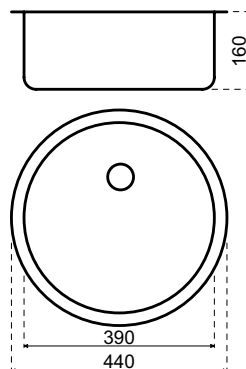




## Lanesto Lugano Ø440 Stop & Chain (001)

### Description

Front: *flush-mounted* 60 mm (with stainless steel 80 mm)  
*semi-undermount* 80 mm  
 Minimum cabinet width: 450 mm  
 Complete with plug and chain,.



installation method	material	order no.	€ excl. VAT	€ incl. VAT
flush installation				
	TopLaminate   DecorTop   Fenix 0.9	SDE-0001N	282,00	<b>341,22</b>
	TopCore / Fenix 10	TC/FE-VIB-0001N	366,00	<b>442,86</b>
	Solid Surface	SS-DE0001N	427,00	<b>516,67</b>
	Evora Quartz   Evora Granite	CO/GR-DE0001N	427,00	<b>516,67</b>
	Glass	GL-DE0001N	427,00	<b>516,67</b>
	Evora Ceramics   Dekton	CE/LA-DE0001N	427,00	<b>516,67</b>
semi-undermount				
	TopCore / Fenix 10	TC/FE-SON-0001N	366,00	<b>442,86</b>
	Solid Wood	MH-SON-0001N	366,00	<b>442,86</b>

### separate sink

Separate sink	311001N	164,00	<b>198,44</b>
---------------	---------	--------	---------------

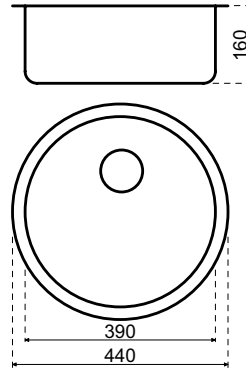
### service parts

Separate stop + chain	240017	17,00	<b>20,57</b>
Drain set	240020	14,00	<b>16,94</b>
Space-saving siphon	240060	17,00	<b>20,57</b>

## Lanesto Lugano Ø440 basket plug (041)

### Description

Front: *flush-mounted* 60 mm (with stainless steel 80 mm)  
*semi-undermount* 80 mm  
 Minimum cabinet width: 450 mm  
 Complete with Magna and basket plug and wall overflow.



installation method	material	order no.	€ excl. VAT	€ incl. VAT
flush installation				
	TopLaminate   DecorTop   Fenix 0.9	SDE-0041N	299,00	<b>361,79</b>
	TopCore / Fenix 10	TC/FE-VIB-0041N	383,00	<b>463,43</b>
	Solid Surface	SS-DE0041N	444,00	<b>537,24</b>
	Evora Quartz   Evora Granite	CO/GR-DE0041N	444,00	<b>537,24</b>
	Glass	GL-DE0041N	444,00	<b>537,24</b>
	Evora Ceramics   Dekton	CE/LA-DE0041N	444,00	<b>537,24</b>
semi-undermount				
	TopCore / Fenix 10	TC/FE-SON-0041N	383,00	<b>463,43</b>
	Solid Wood	MH-SON-0041N	383,00	<b>463,43</b>

### separate sink

Separate sink	311041N	181,00	<b>219,01</b>
---------------	---------	--------	---------------

### service parts

Strainer plug stainless steel	240018	18,00	<b>21,78</b>
Magnacap	240034	15,00	<b>18,15</b>
Drain set	240023	28,00	<b>33,88</b>
Space-saving siphon	240060	17,00	<b>20,57</b>

## Lanesto Lugano 400 x 350 (003)

### Description

Front: *flush-mounted* 70 mm (with stainless steel 80 mm)

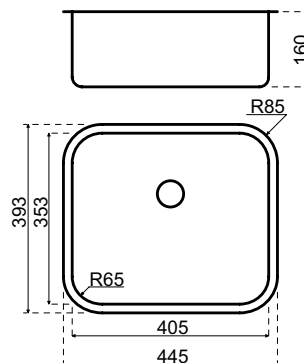
*semi-undermount* 80 mm

Minimum cabinet width: 450 mm\*

Complete with plug and chain..

\*In case of flush installation, cut the carcass to mount the necessary clamps.

For explanation see p.15.3



installation method	material	order no.	€ excl. VAT	€ incl. VAT
flush installation				
	TopLaminate   DecorTop   Fenix 0.9	SDE-0003N	252,00	<b>304,92</b>
	TopCore / Fenix 10	TC/FE-VIB-0003N	336,00	<b>406,56</b>
	Solid Surface	SS-DE0003N	397,00	<b>480,37</b>
	Evora Quartz   Evora Granite	CO/GR-DE0003N	397,00	<b>480,37</b>
	Glass	GL-DE0003N	397,00	<b>480,37</b>
	Evora Ceramics   Dekton	CE/LA-DE0003N	397,00	<b>480,37</b>
semi-undermount				
	TopCore / Fenix 10	TC/FE-SON-0003N	336,00	<b>406,56</b>
	Solid Wood	MH-SON-0003N	336,00	<b>406,56</b>

### separate sink

Separate sink	311003N	134,00	<b>162,14</b>
---------------	---------	--------	---------------

### service parts

Separate stop + chain	240017	17,00	<b>20,57</b>
Drain set	240020	14,00	<b>16,94</b>
Space-saving siphon	240060	17,00	<b>20,57</b>

## Lanesto Lugano 400 x 350 (014)

### Description

Front: *flush-mounted* 70 mm (with stainless steel 80 mm)

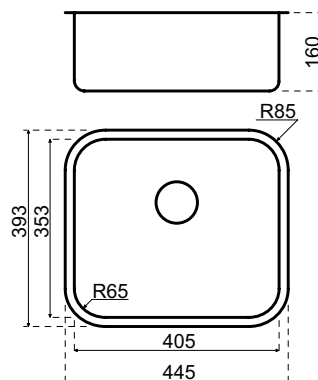
*semi-undermount* 80 mm

Minimum cabinet width: 450 mm\*

Complete with strainer plug and overflow.

\*In case of flush installation, cut the carcass to mount the necessary clamps.

For explanation see p.15.3



installation method	material	order no.	€ excl. VAT	€ incl. VAT
flush installation				
	TopLaminate   DecorTop   Fenix 0.9	SDE-0014	248,00	<b>300,08</b>
	TopCore / Fenix 10	TC/FE-VIB-0014	321,00	<b>388,41</b>
	Solid Surface	SS-DE0014	382,00	<b>462,22</b>
	Evora Quartz   Evora Granite	CO/GR-DE0014	382,00	<b>462,22</b>
	Glass	GL-DE0014	382,00	<b>462,22</b>
	Evora Ceramics   Dekton	CE/LA-DE0014	382,00	<b>462,22</b>
semi-undermount				
	TopCore / Fenix 10	TC/FE-SON-0014	321,00	<b>388,41</b>
	Solid Wood	MH-SON-0014	321,00	<b>388,41</b>

### separate sink

Separate sink	311014	119,00	<b>143,99</b>
---------------	--------	--------	---------------

### service parts

Strainer plug stainless steel	240018	18,00	<b>21,78</b>
Drain set	240051	28,00	<b>33,88</b>
Space-saving siphon	240060	17,00	<b>20,57</b>

## Lanesto Victoria 400 x 370 (040)

### Description

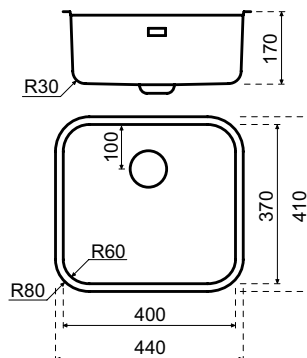
Front: *flush-mounted* 70 mm (with stainless steel 80 mm)  
*semi-undermount* 80 mm

Minimum cabinet width: 450 mm\*

Complete with Premieris plug and luxury overflow.

\*In case of flush installation, cut the carcass to mount the necessary clamps.

For explanation see p.15.3



installation method	material	order no.	€ excl. VAT	€ incl. VAT
flush installation				
	TopLaminate   DecorTop   Fenix 0.9	SDE-0040	271,00	<b>327,91</b>
	TopCore / Fenix 10	TC/FE-VIB-0040	352,00	<b>425,92</b>
	Solid Surface	SS-DE0040	413,00	<b>499,73</b>
	Evora Quartz   Evora Granite	CO/GR-DE0040	413,00	<b>499,73</b>
	Glass	GL-DE0040	413,00	<b>499,73</b>
	Evora Ceramics   Dekton	CE/LA-DE0040	413,00	<b>499,73</b>
semi-undermount				
	TopCore / Fenix 10	TC/FE-SON-0040	352,00	<b>425,92</b>
	Solid Wood	MH-SON-0040	352,00	<b>425,92</b>

### separate sink

material	order no.	€ excl. VAT	€ incl. VAT
Separate sink	311040	150,00	<b>181,50</b>

### service parts

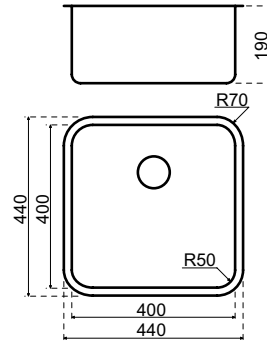
Strainer plug stainless steel	240041	22,00	<b>26,62</b>
Overflow plate	240027	14,00	<b>16,94</b>
Drain set	240052	35,00	<b>42,35</b>
Space-saving siphon	240060	17,00	<b>20,57</b>

## Lanesto Orta 400 x 400 (046/056)



### Description

Front: *flush-mounted* 60 mm (with stainless steel 80 mm)  
*semi-undermount* 80 mm  
*Undermount* 90 mm  
Minimum cabinet width: 450 mm\*  
Complete with Magna- and strainer plug and luxury overflow.  
\*In case of flush installation, cut the carcass to mount the necessary clamps.  
For explanation see p.15.3



installation method	material	order no.	€ excl. VAT	€ incl. VAT
flush installation				
	TopLaminate   DecorTop   Fenix 0.9	SDE-0046N	335,00	<b>405,35</b>
	TopCore / Fenix 10	TC/FE-VIB-0046N	388,00	<b>469,48</b>
	Solid Surface	SS-DE0046N	449,00	<b>543,29</b>
	Evora Quartz   Evora Granite	CO/GR-DE0046N	449,00	<b>543,29</b>
	Glass   Inox	GL/R-DE0046N	449,00	<b>543,29</b>
	Evora Ceramics   Dekton	CE/LA-DE0046N	449,00	<b>543,29</b>
semi-undermount				
	Straight plywood	HPL-OND-0056N	676,00	<b>817,96</b>
	TopCore / Fenix 10	TC/FE-SON-0046N	388,00	<b>469,48</b>
	Solid Wood	MH-SON-0046N	388,00	<b>469,48</b>
undermount				
	TopCore / Fenix 10	TC/FE-OND-0056N	479,00	<b>579,59</b>
	Solid Surface	SS-OND-DE0056N	534,00	<b>646,14</b>
	Solid Wood	MH-OND-0056N	479,00	<b>579,59</b>
	Evora Quartz   Evora Granite	CO/GR-OND-DE0056N	643,00	<b>778,03</b>
	Glass	GL-OND-DE0056N	643,00	<b>778,03</b>
	Evora Ceramics   Dekton *	CE/LA-OND-DE0056N	643,00	<b>778,03</b>
* Note: increased risk of damage from use due to chipping at the sink edge				
separate sink				
	Separate sink	311046N	186,00	<b>225,06</b>
service parts				
	Strainer plug stainless steel	240018	18,00	<b>21,78</b>
	Overflow plate	240027	14,00	<b>16,94</b>
	Magnacap	240034	15,00	<b>18,15</b>
	Drain set	240031	35,00	<b>42,35</b>
	Space-saving siphon	240060	17,00	<b>20,57</b>



## Lanesto Orta 450 x 400 (048/038)

### Description

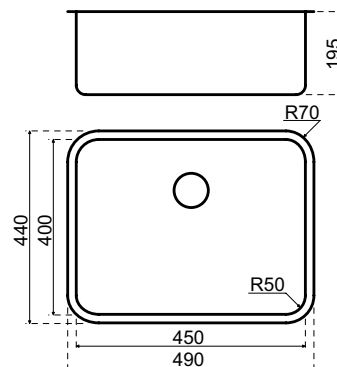
Front: *flush-mounted* 60 mm (with stainless steel 80 mm)  
*semi-undermount* 80 mm  
*Undermount* 90 mm

Minimum cabinet width: 500 mm\*

Complete with Magna- and strainer plug and luxury overflow.

\*In case of flush installation, cut the carcass to mount the necessary clamps.

For explanation see p.15.3

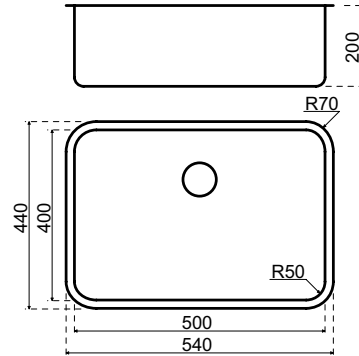


installation method	material	order no.	€ excl. VAT	€ incl. VAT
<b>flush installation</b>				
	TopLaminate   DecorTop   Fenix 0.9	SDE-0048	380,00	<b>459,80</b>
	TopCore / Fenix 10	TC/FE-VIB-0048	511,00	<b>618,31</b>
	Solid Surface	SS-DE0048	566,00	<b>684,86</b>
	Evora Quartz   Evora Granite	CO/GR-DE0048	566,00	<b>684,86</b>
	Glass   Inox	GL/R-DE0048	566,00	<b>684,86</b>
	Evora Ceramics   Dekton	CE/LA-DE0048	566,00	<b>684,86</b>
<b>semi-undermount</b>				
	Straight plywood	HPL-OND-0038	708,00	<b>856,68</b>
	TopCore / Fenix 10	TC/FE-SON-0048	511,00	<b>618,31</b>
	Solid Wood	MH-SON-0048	511,00	<b>618,31</b>
<b>undermount</b>				
	TopCore / Fenix 10	TC/FE-OND-0038	511,00	<b>618,31</b>
	Solid Surface	SS-OND-DE0038	566,00	<b>684,86</b>
	Solid Wood	MH-OND-0038	511,00	<b>618,31</b>
	Evora Quartz   Evora Granite	CO/GR-OND-DE0038	789,00	<b>954,69</b>
	Glass	GL-OND-DE0038	789,00	<b>954,69</b>
	Evora Ceramics   Dekton *	CE/LA-OND-DE0038	789,00	<b>954,69</b>
* Note: increased risk of damage from use due to chipping at the sink edge				
<b>separate sink</b>				
	Separate sink	311048	218,00	<b>263,78</b>
<b>service parts</b>				
	Strainer plug stainless steel	240018	18,00	<b>21,78</b>
	Overflow plate	240027	14,00	<b>16,94</b>
	Magnacap	240034	15,00	<b>18,15</b>
	Drain set	240031	35,00	<b>42,35</b>
	Space-saving siphon	240060	17,00	<b>20,57</b>

## Lanesto Orta 500 x 400 (047/037)

### Description

Front: *flush-mounted* 60 mm (with stainless steel 80 mm)  
*semi-undermount* 80 mm  
*Undermount* 90 mm  
 Minimum cabinet width: 600 mm  
 Complete with Magna- and strainer plug and luxury overflow.



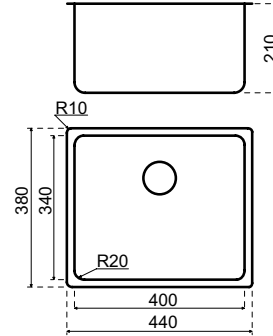
installation method	material	order no.	€ excl. VAT	€ incl. VAT
flush installation				
	TopLaminate   DecorTop   Fenix 0.9	SDE-0047	546,00	<b>660,66</b>
	TopCore / Fenix 10	TC/FE-VIB-0047	677,00	<b>819,17</b>
	Solid Surface	SS-DE0047	732,00	<b>885,72</b>
	Evora Quartz   Evora Granite	CO/GR-DE0047	732,00	<b>885,72</b>
	Glass   Inox	GL/R-DE0047	732,00	<b>885,72</b>
	Evora Ceramics   Dekton	CE/LA-DE0047	732,00	<b>885,72</b>
semi-undermount				
	Straight plywood	HPL-OND-0037	874,00	<b>1.057,54</b>
	TopCore / Fenix 10	TC/FE-SON-0047	677,00	<b>819,17</b>
	Solid Wood	MH-SON-0047	677,00	<b>819,17</b>
undermount				
	TopCore / Fenix 10	TC/FE-OND-0037	677,00	<b>819,17</b>
	Solid Surface	SS-OND-DE0037	732,00	<b>885,72</b>
	Solid Wood	MH-OND-0037	677,00	<b>819,17</b>
	Evora Quartz   Evora Granite	CO/GR-OND-DE0037	955,00	<b>1.155,55</b>
	Glass	GL-OND-DE0037	955,00	<b>1.155,55</b>
	Evora Ceramics   Dekton *	CE/LA-OND-DE0037	955,00	<b>1.155,55</b>
* Note: increased risk of damage from use due to chipping at the sink edge				
separate sink				
	Separate sink	311047	384,00	<b>464,64</b>
service parts				
	Strainer plug stainless steel	240018	18,00	<b>21,78</b>
	Overflow plate	240027	14,00	<b>16,94</b>
	Magnacap	240034	15,00	<b>18,15</b>
	Drain set	240031	35,00	<b>42,35</b>
	Space-saving siphon	240060	17,00	<b>20,57</b>



Lanesto Premieris plug

**Lanesto Giro 400 x 340 (910/930)**
**Description**

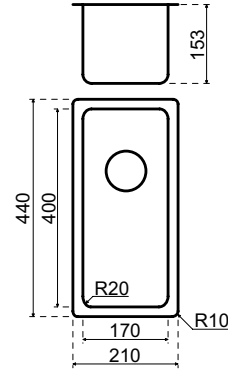
Front: *flush-mounted* 60 mm (with stainless steel 80 mm)  
*semi-undermount* 80 mm  
*Undermount* 90 mm  
Minimum cabinet width: 450 mm\*  
Complete with Premeris plug and luxury overflow.  
Especially suitable for shallow worktops and handleless kitchens.  
\* For flush installation, cut the carcass to mount the necessary clamps.  
For explanation see p.15.3



installation method	material	order no.	€ excl. VAT	€ incl. VAT
<b>flush installation</b>				
	TopLaminate   DecorTop   Fenix 0.9	SDE-0910	449,00	<b>543,29</b>
	TopCore / Fenix 10	TC/FE-VIB-0910	502,00	<b>607,42</b>
	Solid Surface	SS-DE0910	563,00	<b>681,23</b>
	Evora Quartz   Evora Granite	CO/GR-DE0910	563,00	<b>681,23</b>
	Glass   Inox	GL/R-DE0910	563,00	<b>681,23</b>
	Evora Ceramics   Dekton	CE/LA-DE0910	563,00	<b>681,23</b>
<b>semi-undermount</b>				
	Straight plywood	HPL-OND-0930	790,00	<b>955,90</b>
	TopCore / Fenix 10	TC/FE-SON-0910	502,00	<b>607,42</b>
	Solid Wood	MH-SON-0910	502,00	<b>607,42</b>
<b>Undermount</b>				
	TopCore / Fenix 10	TC/FE-OND-0930	593,00	<b>717,53</b>
	Solid Surface	SS-OND-DE0930	648,00	<b>784,08</b>
	Solid Wood	MH-OND-0930	593,00	<b>717,53</b>
	Evora Quartz   Evora Granite	CO/GR-OND-DE0930	757,00	<b>915,97</b>
	Glass	GL-OND-DE0930	757,00	<b>915,97</b>
	Evora Ceramics   Dekton *	CE/LA-OND-DE0930	757,00	<b>915,97</b>
* Note: increased risk of damage from use due to chipping at the sink edge				
<b>separate sink</b>				
	Separate sink	311910	300,00	<b>363,00</b>
<b>service parts</b>				
	Strainer plug stainless steel	240041	22,00	<b>26,62</b>
	Overflow plate	240027	14,00	<b>16,94</b>
	Drain set	240052	35,00	<b>42,35</b>
	Space-saving siphon	240060	17,00	<b>20,57</b>

**Lanesto Giro 170 x 400 (911/931)**
**Description**

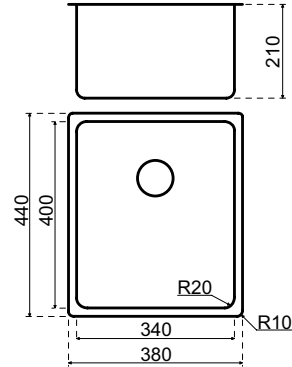
Front: *flush-mounted* 60 mm (with stainless steel 80 mm)  
*semi-undermount* 80 mm  
*Undermount* 90 mm  
 Minimum cabinet width: 250 mm  
 Complete with Premieris plug and luxury overflow.



installation method	material	order no.	€ excl. VAT	€ incl. VAT
<b>flush installation</b>				
	TopLaminate   DecorTop   Fenix 0.9	SDE-0911	401,00	<b>485,21</b>
	TopCore / Fenix 10	TC/FE-VIB-0911	454,00	<b>549,34</b>
	Solid Surface	SS-DE0911	515,00	<b>623,15</b>
	Evora Quartz   Evora Granite	CO/GR-DE0911	515,00	<b>623,15</b>
	Glass   Inox	GL/R-DE0911	515,00	<b>623,15</b>
	Evora Ceramics   Dekton	CE/LA-DE0911	515,00	<b>623,15</b>
<b>semi-undermount</b>				
	Straight plywood	HPL-OND-0931	742,00	<b>897,82</b>
	TopCore / Fenix 10	TC/FE-SON-0911	454,00	<b>549,34</b>
	Solid Wood	MH-SON-0911	454,00	<b>549,34</b>
<b>under-mounted</b>				
	TopCore / Fenix 10	TC/FE-OND-0931	545,00	<b>659,45</b>
	Solid Surface	SS-OND-DE0931	600,00	<b>726,00</b>
	Solid Wood	MH-OND-0931	545,00	<b>659,45</b>
	Evora Quartz   Evora Granite	CO/GR-OND-DE0931	709,00	<b>857,89</b>
	Glass	GL-OND-DE0931	709,00	<b>857,89</b>
	Evora Ceramics   Dekton *	CE/LA-OND-DE0931	709,00	<b>857,89</b>
* Note: increased risk of damage from use due to chipping at the sink edge				
<b>separate sink</b>				
	Separate sink	311911	252,00	<b>304,92</b>
<b>service parts</b>				
	Strainer plug stainless steel	240041	22,00	<b>26,62</b>
	Overflow plate	240027	14,00	<b>16,94</b>
	Drain set	240052	35,00	<b>42,35</b>
	Space-saving siphon	240060	17,00	<b>20,57</b>

**Lanesto Giro 340 x 400 (912/932)**
**Description**

Front: *flush-mounted* 60 mm (with stainless steel 80 mm)  
*semi-undermount* 80 mm  
*Undermount* 90 mm  
 Minimum cabinet width: 400 mm\*  
 Complete with Premieris plug and luxury overflow.  
 \*In case of flush installation, cut the carcass to mount the necessary clamps.  
 For explanation see p.15.3

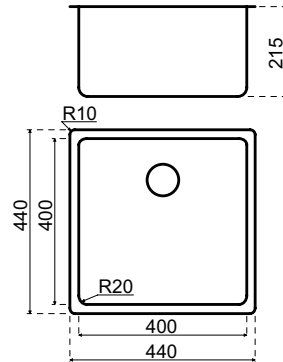


installation method	material	order no.	€ excl. VAT	€ incl. VAT
<b>flush installation</b>				
	TopLaminate   DecorTop   Fenix 0.9	SDE-0912	429,00	<b>519,09</b>
	TopCore / Fenix 10	TC/FE-VIB-0912	482,00	<b>583,22</b>
	Solid Surface	SS-DE0912	543,00	<b>657,03</b>
	Evora Quartz   Evora Granite	CO/GR-DE0912	543,00	<b>657,03</b>
	Glass   Inox	GL/R-DE0912	543,00	<b>657,03</b>
	Evora Ceramics   Dekton	CE/LA-DE0912	543,00	<b>657,03</b>
<b>semi-undermount</b>				
	Straight plywood	HPL-OND-0932	770,00	<b>931,70</b>
	TopCore / Fenix 10	TC/FE-SON-0912	482,00	<b>583,22</b>
	Solid Wood	MH-SON-0912	482,00	<b>583,22</b>
<b>under-mounted</b>				
	TopCore / Fenix 10	TC/FE-OND-0932	573,00	<b>693,33</b>
	Solid Surface	SS-OND-DE0932	628,00	<b>759,88</b>
	Solid Wood	MH-OND-0932	573,00	<b>693,33</b>
	Evora Quartz   Evora Granite	CO/GR-OND-DE0932	737,00	<b>891,77</b>
	Glass	GL-OND-DE0932	737,00	<b>891,77</b>
	Evora Ceramics   Dekton *	CE/LA-OND-DE0932	737,00	<b>891,77</b>
* Note: increased risk of damage from use due to chipping at the sink edge				
<b>separate sink</b>				
	Separate sink	311912	280,00	<b>338,80</b>
<b>service parts</b>				
	Strainer plug stainless steel	240041	22,00	<b>26,62</b>
	Overflow plate	240027	14,00	<b>16,94</b>
	Drain set	240052	35,00	<b>42,35</b>
	Space-saving siphon	240060	17,00	<b>20,57</b>



**Lanesto Giro 400 x 400 (913/933)**
**Description**

Front: *flush-mounted* 60 mm (with stainless steel 80 mm)  
*semi-undermount* 80 mm  
*Undermount* 90 mm  
Minimum cabinet width: 450 mm\*  
Complete with Premeris plug and luxury overflow.  
\*In case of flush installation, cut the carcass to mount the necessary clamps.  
For explanation see p.15.3



installation method	material	order no.	€ excl. VAT	€ incl. VAT
<b>flush installation</b>				
	TopLaminate   DecorTop   Fenix 0.9	SDE-0913	449,00	<b>543,29</b>
	TopCore / Fenix 10	TC/FE-VIB-0913	502,00	<b>607,42</b>
	Solid Surface	SS-DE0913	563,00	<b>681,23</b>
	Evora Quartz   Evora Granite	CO/GR-DE0913	563,00	<b>681,23</b>
	Glass   Inox	GL/R-DE0913	563,00	<b>681,23</b>
	Evora Ceramics   Dekton	CE/LA-DE0913	563,00	<b>681,23</b>
<b>semi-undermount</b>				
	Straight plywood	HPL-OND-0933	790,00	<b>955,90</b>
	TopCore / Fenix 10	TC/FE-SON-0913	502,00	<b>607,42</b>
	Solid Wood	MH-SON-0913	502,00	<b>607,42</b>
<b>Undermount</b>				
	TopCore / Fenix 10	TC/FE-OND-0933	593,00	<b>717,53</b>
	Solid Surface	SS-OND-DE0933	648,00	<b>784,08</b>
	Solid Wood	MH-OND-0933	593,00	<b>717,53</b>
	Evora Quartz   Evora Granite	CO/GR-OND-DE0933	757,00	<b>915,97</b>
	Glass	GL-OND-DE0933	757,00	<b>915,97</b>
	Evora Ceramics   Dekton *	CE/LA-OND-DE0933	757,00	<b>915,97</b>
* Note: increased risk of damage from use due to chipping at the sink edge				
<b>separate sink</b>				
	Separate sink	311913	300,00	<b>363,00</b>
<b>service parts</b>				
	Strainer plug stainless steel	240041	22,00	<b>26,62</b>
	Overflow plate	240027	14,00	<b>16,94</b>
	Drain set	240052	35,00	<b>42,35</b>
	Space-saving siphon	240060	17,00	<b>20,57</b>

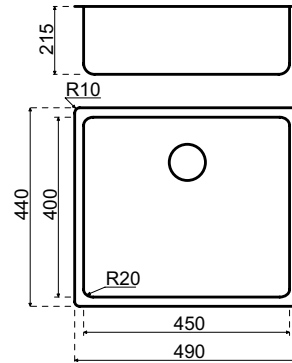
**Lanesto Giro 450 x 400 (914/934)**
**Description**

Front: *flush-mounted* 60 mm (with stainless steel 80 mm)  
*semi-undermount* 80 mm  
*Undermount* 90 mm  
Minimum cabinet width: 500 mm\*

Complete with Premieris plug and luxury overflow.

\*In case of flush installation, cut the carcass to mount the necessary clamps.

For explanation see p.15.3

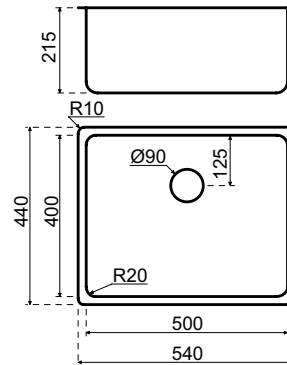


installation method	material	order no.	€ excl. VAT	€ incl. VAT
<b>flush installation</b>				
	TopLaminate   DecorTop   Fenix 0.9	SDE-0914	502,00	<b>607,42</b>
	TopCore / Fenix 10	TC/FE-VIB-0914	610,00	<b>738,10</b>
	Solid Surface	SS-DE0914	665,00	<b>804,65</b>
	Evora Quartz   Evora Granite	CO/GR-DE0914	665,00	<b>804,65</b>
	Glass   Inox	GL/R-DE0914	665,00	<b>804,65</b>
	Evora Ceramics   Dekton	CE/LA-DE0914	665,00	<b>804,65</b>
<b>semi-undermount</b>				
	Straight plywood	HPL-OND-0934	807,00	<b>976,47</b>
	TopCore / Fenix 10	TC/FE-SON-0914	610,00	<b>738,10</b>
	Solid Wood	MH-SON-0914	610,00	<b>738,10</b>
<b>undermount</b>				
	TopCore / Fenix 10	TC/FE-OND-0934	610,00	<b>738,10</b>
	Solid Surface	SS-OND-DE0934	665,00	<b>804,65</b>
	Solid Wood	MH-OND-0934	610,00	<b>738,10</b>
	Evora Quartz   Evora Granite	CO/GR-OND-DE0934	888,00	<b>1.074,48</b>
	Glass	GL-OND-DE0934	888,00	<b>1.074,48</b>
	Evora Ceramics   Dekton *	CE/LA-OND-DE0934	888,00	<b>1.074,48</b>
* Note: increased risk of damage from use due to chipping at the sink edge				
<b>separate sink</b>				
	Separate sink	311914	317,00	<b>383,57</b>
<b>service parts</b>				
	Strainer plug stainless steel	240041	22,00	<b>26,62</b>
	Overflow plate	240027	14,00	<b>16,94</b>
	Drain set	240052	35,00	<b>42,35</b>
	Space-saving siphon	240060	17,00	<b>20,57</b>

## Lanesto Giro 500 x 400 (916/936)

### Description

Front: *flush-mounted* 60 mm (with stainless steel 80 mm)  
*semi-undermount* 80 mm  
*Undermount* 90 mm  
 Minimum cabinet width: 600 mm  
 Complete with Premieris plug and luxury overflow.



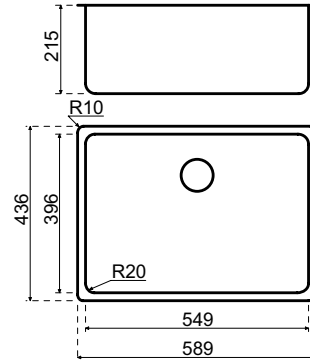
installation method	material	order no.	€ excl. VAT	€ incl. VAT
flush installation				
	TopLaminate   DecorTop   Fenix 0.9	SDE-0916	533,00	<b>644,93</b>
	TopCore / Fenix 10	TC/FE-VIB-0916	620,00	<b>750,20</b>
	Solid Surface	SS-DE0916	675,00	<b>816,75</b>
	Evora Quartz   Evora Granite	CO/GR-DE0916	675,00	<b>816,75</b>
	Glass   Inox	GL/R-DE0916	675,00	<b>816,75</b>
	Evora Ceramics   Dekton	CE/LA-DE0916	675,00	<b>816,75</b>
semi-undermount				
	Straight plywood	HPL-OND-0936	817,00	<b>988,57</b>
	TopCore / Fenix 10	TC/FE-SON-0916	620,00	<b>750,20</b>
	Solid Wood	MH-SON-0916	620,00	<b>750,20</b>
undermount				
	TopCore / Fenix 10	TC/FE-OND-0936	620,00	<b>750,20</b>
	Solid Surface	SS-OND-DE0936	675,00	<b>816,75</b>
	Solid Wood	MH-OND-0936	620,00	<b>750,20</b>
	Evora Quartz   Evora Granite	CO/GR-OND-DE0936	898,00	<b>1.086,58</b>
	Glass	GL-OND-DE0936	898,00	<b>1.086,58</b>
	Evora Ceramics   Dekton *	CE/LA-OND-DE0936	898,00	<b>1.086,58</b>
* Note: increased risk of damage from use due to chipping at the sink edge				
separate sink				
	Separate sink	311916	327,00	<b>395,67</b>
service parts				
	Strainer plug stainless steel	240041	22,00	<b>26,62</b>
	Overflow plate	240027	14,00	<b>16,94</b>
	Drain set	240052	35,00	<b>42,35</b>
	Space-saving siphon	240060	17,00	<b>20,57</b>

## Lanesto Giro 550 x 400 (915/935)

### Description

Front: *flush-mounted* 60 mm (with stainless steel 80 mm)  
*semi-undermount* 80 mm  
*Undermount* 90 mm  
Minimum cabinet width: 600 mm (700 mm \*)  
Complete with Premeris plug and luxury overflow.  
For worktops with an edge up to 30 mm high

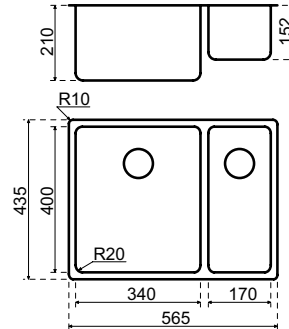
### Largest sink for 600 mm wide cabinets.



installation method	material	order no.	€ excl. VAT	€ incl. VAT
flush installation				
	TopLaminate   DecorTop   Fenix 0.9	SDE-0915	542,00	<b>655,82</b>
	TopCore / Fenix 10	TC/FE-VIB-0915	629,00	<b>761,09</b>
	Solid Surface	SS-DE0915	684,00	<b>827,64</b>
	Evora Quartz   Evora Granite	CO/GR-DE0915	684,00	<b>827,64</b>
	Glass   Inox	GL/R-DE0915	684,00	<b>827,64</b>
	Evora Ceramics   Dekton	CE/LA-DE0915	684,00	<b>827,64</b>
semi-undermount				
	Straight plywood	HPL-OND-0935	826,00	<b>999,46</b>
	TopCore / Fenix 10	TC/FE-SON-0915	629,00	<b>761,09</b>
	Solid Wood	MH-SON-0915	629,00	<b>761,09</b>
undermount				
	TopCore / Fenix 10	TC/FE-OND-0935	629,00	<b>761,09</b>
	Solid Surface	SS-OND-DE0935	684,00	<b>827,64</b>
	Solid Wood	MH-OND-0935	629,00	<b>761,09</b>
	Evora Quartz   Evora Granite	CO/GR-OND-DE0935	907,00	<b>1.097,47</b>
	Glass	GL-OND-DE0935	907,00	<b>1.097,47</b>
	Evora Ceramics   Dekton *	CE/LA-OND-DE0935	907,00	<b>1.097,47</b>
* Note: increased risk of damage from use due to chipping at the sink edge				
separate sink				
	Separate sink	311915	336,00	<b>406,56</b>
service parts				
	Strainer plug stainless steel	240041	22,00	<b>26,62</b>
	Overflow plate	240027	14,00	<b>16,94</b>
	Drain set	240052	35,00	<b>42,35</b>
	Space-saving siphon	240060	17,00	<b>20,57</b>

**Lanesto Giro 340 x 400 + 170 x 400 (918/938)**
**Description**

Front: *flush-mounted* 60 mm (with stainless steel 80 mm)  
*semi-undermount* 80 mm  
*Undermount* 90 mm  
 Minimum cabinet width: 600 mm\*  
 Complete with two Premeris plugs and luxury overflow.  
 \*In case of flush installation, cut the carcass to mount the necessary clamps.  
 For explanation see p.15.3



installation method	material	order no.	€ excl. VAT	€ incl. VAT
<b>flush installation</b>				
	TopLaminate   DecorTop   Fenix 0.9	SDE-0918	663,00	<b>802,23</b>
	TopCore / Fenix 10	TC/FE-VIB-0918	750,00	<b>907,50</b>
	Solid Surface	SS-DE0918	805,00	<b>974,05</b>
	Evora Quartz   Evora Granite	CO/GR-DE0918	805,00	<b>974,05</b>
	Glass   Inox	GL-DE0918	805,00	<b>974,05</b>
	Evora Ceramics   Dekton	CE/LA-DE0918	805,00	<b>974,05</b>
<b>semi-undermount</b>				
	Straight plywood	HPL-OND-0938	947,00	<b>1.145,87</b>
	TopCore / Fenix 10	TC/FE-SON-0918	750,00	<b>907,50</b>
	Solid Wood	MH-SON-0918	750,00	<b>907,50</b>
<b>under-mounted</b>				
	TopCore / Fenix 10	TC/FE-OND-0938	750,00	<b>907,50</b>
	Solid Surface	SS-OND-DE0938	805,00	<b>974,05</b>
	Solid Wood	MH-OND-0938	750,00	<b>907,50</b>
	Evora Quartz   Evora Granite	CO/GR-OND-DE0938	1.028,00	<b>1.243,88</b>
	Glass	GL-OND-DE0938	1.028,00	<b>1.243,88</b>
	Evora Ceramics   Dekton *	CE/LA-OND-DE0938	1.028,00	<b>1.243,88</b>
* Note: increased risk of damage from use due to chipping at the sink edge				
<b>separate sink</b>				
	Separate sink	311918	457,00	<b>552,97</b>
<b>service parts</b>				
	Strainer plug stainless steel	240041	22,00	<b>26,62</b>
	Overflow plate	240027	14,00	<b>16,94</b>
	Drain set (order 2x)	240052	35,00	<b>42,35</b>
	Space-saving siphon	240070	28,00	<b>33,88</b>

**Lanesto Giro 170 x 400 + 340 x 400 (919/939)**
**Description**

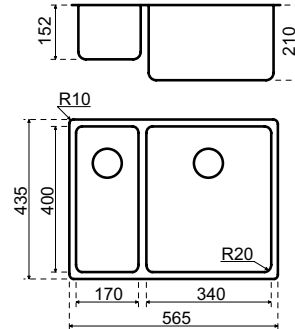
Front: *flush-mounted* 60 mm (with stainless steel 80 mm)  
*semi-undermount* 80 mm  
*Undermount* 90 mm

Minimum cabinet width: 600 mm\*

Complete with two Premeris plugs and luxury overflow.

\*In case of flush installation, cut the carcass to mount the necessary clamps.

For explanation see p.15.3

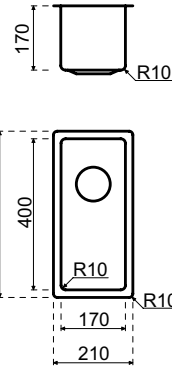


installation method	material	order no.	€ excl. VAT	€ incl. VAT
<b>flush installation</b>				
	TopLaminate   DecorTop   Fenix 0.9	SDE-0919	663,00	<b>802,23</b>
	TopCore / Fenix 10	TC/FE-VIB-0919	750,00	<b>907,50</b>
	Solid Surface	SS-DE0919	805,00	<b>974,05</b>
	Evora Quartz   Evora Granite	CO/GR-DE0919	805,00	<b>974,05</b>
	Glass   Inox	GL-DE0919	805,00	<b>974,05</b>
	Evora Ceramics   Dekton	CE/LA-DE0919	805,00	<b>974,05</b>
<b>semi-undermount</b>				
	Straight plywood	HPL-OND-0939	947,00	<b>1.145,87</b>
	TopCore / Fenix 10	TC/FE-SON-0919	750,00	<b>907,50</b>
	Solid Wood	MH-SON-0919	750,00	<b>907,50</b>
<b>under-mounted</b>				
	TopCore / Fenix 10	TC/FE-OND-0939	750,00	<b>907,50</b>
	Solid Surface	SS-OND-DE0939	805,00	<b>974,05</b>
	Solid Wood	MH-OND-0939	750,00	<b>907,50</b>
	Evora Quartz   Evora Granite	CO/GR-OND-DE0939	1.028,00	<b>1.243,88</b>
	Glass	GL-OND-DE0939	1.028,00	<b>1.243,88</b>
	Evora Ceramics   Dekton *	CE/LA-OND-DE0939	1.028,00	<b>1.243,88</b>
* Note: increased risk of damage from use due to chipping at the sink edge				
<b>separate sink</b>				
	Separate sink	311919	457,00	<b>552,97</b>
<b>service parts</b>				
	Strainer plug stainless steel	240041	22,00	<b>26,62</b>
	Overflow plate	240027	14,00	<b>16,94</b>
	Drain set (order 2x)	240052	35,00	<b>42,35</b>
	Space-saving siphon	240070	28,00	<b>33,88</b>

## Lanesto Destra 170 x 400 (021/031)

### Description

Front: *flush-mounted* 60 mm (with stainless steel 80 mm)  
*semi-undermount* 80 mm  
*Undermount* 90 mm  
Minimum cabinet width: 250 mm  
Complete with Premeris plug and luxury overflow.



installation method	material	order no.	€ excl. VAT	€ incl. VAT
<b>flush installation</b>				
	TopLaminate   DecorTop   Fenix 0.9	SDE-0021N	497,00	<b>601,37</b>
	TopCore / Fenix 10	TC/FE-VIB-0021N	550,00	<b>665,50</b>
	Solid Surface	SS-DE0021N	611,00	<b>739,31</b>
	Evora Quartz   Evora Granite	CO/GR-DE0021N	611,00	<b>739,31</b>
	Glass   Inox	GL/R-DE0021N	611,00	<b>739,31</b>
	Evora Ceramics   Dekton	CE/LA-DE0021N	611,00	<b>739,31</b>
<b>semi-undermount</b>				
	Straight plywood	HPL-OND-0031N	838,00	<b>1.013,98</b>
	TopCore / Fenix 10	TC/FE-SON-0021N	550,00	<b>665,50</b>
	Solid Wood	MH-SON-0021N	550,00	<b>665,50</b>
<b>under-mounted</b>				
	TopCore / Fenix 10	TC/FE-OND-0031N	641,00	<b>775,61</b>
	Solid Surface	SS-OND-DE0031N	696,00	<b>842,16</b>
	Solid Wood	MH-OND-0031N	641,00	<b>775,61</b>
	Evora Quartz   Evora Granite	CO/GR-OND-DE0031N	805,00	<b>974,05</b>
	Glass	GL-OND-DE0031N	805,00	<b>974,05</b>
	Evora Ceramics   Dekton *	CE/LA-OND-DE0031N	805,00	<b>974,05</b>
* Note: increased risk of damage from use due to chipping at the sink edge				
<b>separate sink</b>				
	Separate sink	311021N	348,00	<b>421,08</b>
<b>service parts</b>				
	Strainer plug stainless steel	240041	22,00	<b>26,62</b>
	Overflow plate	240027	14,00	<b>16,94</b>
	Drain set	240052	35,00	<b>42,35</b>
	Space-saving siphon	240060	17,00	<b>20,57</b>

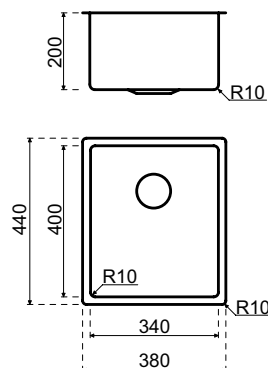


## Lanesto Destra 340 x 400 (022/032)

### Description

Front: *flush-mounted* 60 mm (with stainless steel 80 mm)  
*semi-undermount* 80 mm  
*Undermount* 90 mm  
Minimum cabinet width: 400\* mm

Complete with Premieris plug and luxury overflow.  
In case of flush installation, cut the carcass to mount the necessary clamps.  
For explanation see p.15.3

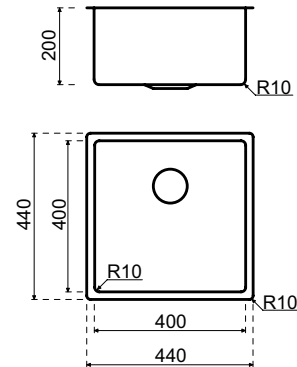


installation method	material	order no.	€ excl. VAT	€ incl. VAT
flush installation				
	TopLaminate   DecorTop   Fenix 0.9	SDE-0022N	519,00	<b>627,99</b>
	TopCore / Fenix 10	TC/FE-VIB-0022N	572,00	<b>692,12</b>
	Solid Surface	SS-DE0022N	633,00	<b>765,93</b>
	Evora Quartz   Evora Granite	CO/GR-DE0022N	633,00	<b>765,93</b>
	Glass   Inox	GL/R-DE0022N	633,00	<b>765,93</b>
	Evora Ceramics   Dekton	CE/LA-DE0022N	633,00	<b>765,93</b>
semi-undermount				
	Straight plywood	HPL-OND-0032N	860,00	<b>1.040,60</b>
	TopCore / Fenix 10	TC/FE-SON-0022N	572,00	<b>692,12</b>
	Solid Wood	MH-SON-0022N	572,00	<b>692,12</b>
Undermount				
	TopCore / Fenix 10	TC/FE-OND-0032N	663,00	<b>802,23</b>
	Solid Surface	SS-OND-DE0032N	718,00	<b>868,78</b>
	Solid Wood	MH-OND-0032N	663,00	<b>802,23</b>
	Evora Quartz   Evora Granite	CO/GR-OND-DE0032N	827,00	<b>1.000,67</b>
	Glass	GL-OND-DE0032N	827,00	<b>1.000,67</b>
	Evora Ceramics   Dekton *	CE/LA-OND-DE0032N	827,00	<b>1.000,67</b>
* Note: increased risk of damage from use due to chipping at the sink edge				
separate sink				
	Separate sink	311022N	370,00	<b>447,70</b>
service parts				
	Strainer plug stainless steel	240041	22,00	<b>26,62</b>
	Overflow plate	240027	14,00	<b>16,94</b>
	Drain set	240052	35,00	<b>42,35</b>
	Space-saving siphon	240060	17,00	<b>20,57</b>

## Lanesto Destra 400 x 400 (025/035)

### Description

Front: *flush-mounted* 60 mm (with stainless steel 80 mm)  
*semi-undermount* 80 mm  
*Undermount* 90 mm  
 Minimum cabinet width: 450 mm\*  
 Complete with Premeris plug and luxury overflow.  
 \*In case of flush installation, cut the carcass to mount the necessary clamps.  
 For explanation see p.15.3



installation method	material	order no.	€ excl. VAT	€ incl. VAT
flush installation				
	TopLaminate   DecorTop   Fenix 0.9	SDE-0025N	531,00	<b>642,51</b>
	TopCore / Fenix 10	TC/FE-VIB-0025N	584,00	<b>706,64</b>
	Solid Surface	SS-DE0025N	645,00	<b>780,45</b>
	Evora Quartz   Evora Granite	CO/GR-DE0025N	645,00	<b>780,45</b>
	Glass   Inox	GL/R-DE0025N	645,00	<b>780,45</b>
	Evora Ceramics   Dekton	CE/LA-DE0025N	645,00	<b>780,45</b>
semi-undermount				
	Straight plywood	HPL-OND-0035N	872,00	<b>1.055,12</b>
	TopCore / Fenix 10	TC/FE-SON-0025N	584,00	<b>706,64</b>
	Solid Wood	MH-SON-0025N	584,00	<b>706,64</b>
undermount				
	TopCore / Fenix 10	TC/FE-OND-0035N	675,00	<b>816,75</b>
	Solid Surface	SS-OND-DE0035N	730,00	<b>883,30</b>
	Solid Wood	MH-OND-0035N	675,00	<b>816,75</b>
	Evora Quartz   Evora Granite	CO/GR-OND-DE0035N	839,00	<b>1.015,19</b>
	Glass	GL-OND-DE0035N	839,00	<b>1.015,19</b>
	Evora Ceramics   Dekton *	CE/LA-OND-DE0035N	839,00	<b>1.015,19</b>
* Note: increased risk of damage from use due to chipping at the sink edge				
separate sink				
	Separate sink	311025N	382,00	<b>462,22</b>
service parts				
	Strainer plug stainless steel	240041	22,00	<b>26,62</b>
	Overflow plate	240027	14,00	<b>16,94</b>
	Drain set	240052	35,00	<b>42,35</b>
	Space-saving siphon	240060	17,00	<b>20,57</b>

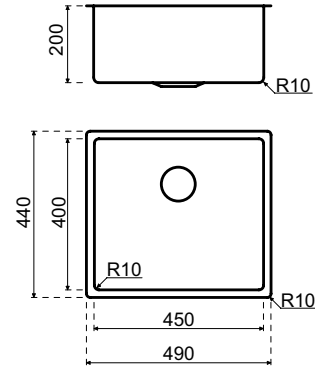
## Lanesto Destra 450 x 400 (023/033)

### Description

Front: *flush-mounted* 60 mm (with stainless steel 80 mm)  
*semi-undermount* 80 mm  
*Undermount* 90 mm  
Minimum cabinet width: 500 mm\*

Complete with Premieris plug and luxury overflow.  
\*In case of flush installation, cut the carcass to mount the necessary clamps.

For explanation see p.15.3



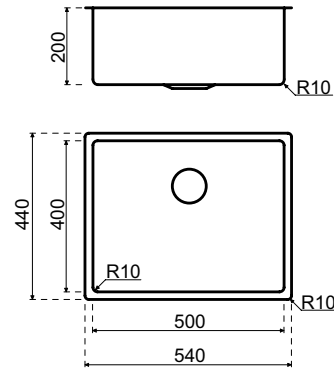
installation method	material	order no.	€ excl. VAT	€ incl. VAT
<b>flush installation</b>				
	TopLaminate   DecorTop   Fenix 0.9	SDE-0023N	560,00	<b>677,60</b>
	TopCore / Fenix 10	TC/FE-VIB-0023N	686,00	<b>830,06</b>
	Solid Surface	SS-DE0023N	741,00	<b>896,61</b>
	Evora Quartz   Evora Granite	CO/GR-DE0023N	741,00	<b>896,61</b>
	Glass   Inox	GL/R-DE0023N	741,00	<b>896,61</b>
	Evora Ceramics   Dekton	CE/LA-DE0023N	741,00	<b>896,61</b>
<b>semi-undermount</b>				
	Straight plywood	HPL-OND-0033N	883,00	<b>1.068,43</b>
	TopCore / Fenix 10	TC/FE-SON-0023N	686,00	<b>830,06</b>
	Solid Wood	MH-SON-0023N	686,00	<b>830,06</b>
<b>undermount</b>				
	TopCore / Fenix 10	TC/FE-OND-0033N	686,00	<b>830,06</b>
	Solid Surface	SS-OND-DE0033N	741,00	<b>896,61</b>
	Solid Wood	MH-OND-0033N	686,00	<b>830,06</b>
	Evora Quartz   Evora Granite	CO/GR-OND-DE0033N	964,00	<b>1.166,44</b>
	Glass	GL-OND-DE0033N	964,00	<b>1.166,44</b>
	Evora Ceramics   Dekton *	CE/LA-OND-DE0033N	964,00	<b>1.166,44</b>
* Note: increased risk of damage from use due to chipping at the sink edge				
<b>separate sink</b>				
	Separate sink	311023N	393,00	<b>475,53</b>
<b>service parts</b>				
	Strainer plug stainless steel	240041	22,00	<b>26,62</b>
	Overflow plate	240027	14,00	<b>16,94</b>
	Drain set	240052	35,00	<b>42,35</b>
	Space-saving siphon	240060	17,00	<b>20,57</b>

## Lanesto Destra 500 x 400 (024/034)



### Description

Front: *flush-mounted* 60 mm (with stainless steel 80 mm)  
*semi-undermount* 80 mm  
*Undermount* 90 mm  
 Minimum cabinet width: 600 mm  
 Complete with Premieris plug and luxury overflow.



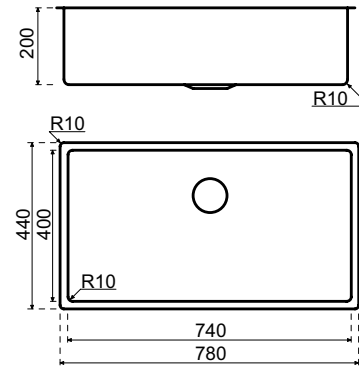
installation method	material	order no.	€ excl. VAT	€ incl. VAT
flush installation				
	TopLaminate   DecorTop   Fenix 0.9	SDE-0024N	578,00	<b>699,38</b>
	TopCore / Fenix 10	TC/FE-VIB-0024N	704,00	<b>851,84</b>
	Solid Surface	SS-DE0024N	759,00	<b>918,39</b>
	Evora Quartz   Evora Granite	CO/GR-DE0024N	759,00	<b>918,39</b>
	Glass   Inox	GL/R-DE0024N	759,00	<b>918,39</b>
	Evora Ceramics   Dekton	CE/LA-DE0024N	759,00	<b>918,39</b>
semi-undermount				
	Straight plywood	HPL-OND-0034N	901,00	<b>1.090,21</b>
	TopCore / Fenix 10	TC/FE-SON-0024N	704,00	<b>851,84</b>
	Solid Wood	MH-SON-0024N	704,00	<b>851,84</b>
Undermount				
	TopCore / Fenix 10	TC/FE-OND-0034N	704,00	<b>851,84</b>
	Solid Surface	SS-OND-DE0034N	759,00	<b>918,39</b>
	Solid Wood	MH-OND-0034N	704,00	<b>851,84</b>
	Evora Quartz   Evora Granite	CO/GR-OND-DE0034N	982,00	<b>1.188,22</b>
	Glass	GL-OND-DE0034N	982,00	<b>1.188,22</b>
	Evora Ceramics   Dekton *	CE/LA-OND-DE0034N	982,00	<b>1.188,22</b>
* Note: increased risk of damage from use due to chipping at the sink edge				
separate sink				
	Separate sink	311024N	411,00	<b>497,31</b>
service parts				
	Strainer plug stainless steel	240041	22,00	<b>26,62</b>
	Overflow plate	240027	14,00	<b>16,94</b>
	Drain set	240052	35,00	<b>42,35</b>
	Space-saving siphon	240060	17,00	<b>20,57</b>

## Lanesto Destra 740 x 400 (026/036)



### Description

Front: *flush-mounted* 60 mm (with stainless steel 80 mm)  
*semi-undermount* 80 mm  
*Undermount* 90 mm  
 Minimum cabinet width: 800 mm\*  
 Complete with Premieris plug and luxury overflow.  
 \*In case of flush installation, cut the carcass to mount the necessary clamps.  
 For explanation see p.15.3



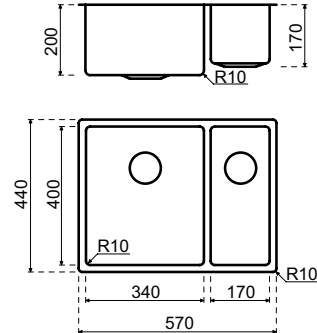
installation method	material	order no.	€ excl. VAT	€ incl. VAT
<b>flush installation</b>				
	TopLaminate   DecorTop   Fenix 0.9	SDE-0026N	667,00	<b>807,07</b>
	TopCore / Fenix 10	TC/FE-VIB-0026N	755,00	<b>913,55</b>
	Solid Surface	SS-DE0026N	810,00	<b>980,10</b>
	Evora Quartz   Evora Granite	CO/GR-DE0026N	810,00	<b>980,10</b>
	Glass   Inox	GL/R-DE0026N	810,00	<b>980,10</b>
	Evora Ceramics   Dekton	CE/LA-DE0026N	810,00	<b>980,10</b>
<b>semi-undermount</b>				
	Straight plywood	HPL-OND-0036N	952,00	<b>1.151,92</b>
	TopCore / Fenix 10	TC/FE-SON-0026N	755,00	<b>913,55</b>
	Solid Wood	MH-SON-0026N	755,00	<b>913,55</b>
<b>under-mounted</b>				
	TopCore / Fenix 10	TC/FE-OND-0036N	755,00	<b>913,55</b>
	Solid Surface	SS-OND-DE0036N	810,00	<b>980,10</b>
	Solid Wood	MH-OND-0036N	755,00	<b>913,55</b>
	Evora Quartz   Evora Granite	CO/GR-OND-DE0036N	1.033,00	<b>1.249,93</b>
	Glass	GL-OND-DE0036N	1.033,00	<b>1.249,93</b>
	Evora Ceramics   Dekton *	CE/LA-OND-DE0036N	1.033,00	<b>1.249,93</b>
* Note: increased risk of damage from use due to chipping at the sink edge				
<b>separate sink</b>				
	Separate sink	311026N	462,00	<b>559,02</b>
<b>service parts</b>				
	Strainer plug stainless steel	240041	22,00	<b>26,62</b>
	Overflow plate	240027	14,00	<b>16,94</b>
	Drain set	240052	35,00	<b>42,35</b>
	Space-saving siphon	240060	17,00	<b>20,57</b>

## Lanesto Destra 340 x 400 + 170 x 400 (051/053)



### Description

Front: *flush-mounted* 60 mm (with stainless steel 80 mm)  
*semi-undermount* 80 mm  
*Undermount* 90 mm  
Minimum cabinet width: 600 mm\*  
Complete with two Premeris plugs and luxury overflow.  
\*In case of flush installation, cut the carcass to mount the necessary clamps.  
For explanation see p.15.3



installation method	material	order no.	€ excl. VAT	€ incl. VAT
flush installation				
	TopLaminate   DecorTop   Fenix 0.9	SDE-0051N	726,00	<b>878,46</b>
	TopCore / Fenix 10	TC/FE-VIB-0051N	814,00	<b>984,94</b>
	Solid Surface	SS-DE0051N	869,00	<b>1.051,49</b>
	Evora Quartz   Evora Granite	CO/GR-DE0051N	869,00	<b>1.051,49</b>
	Glass   Inox	GL-DE0051N	869,00	<b>1.051,49</b>
	Evora Ceramics   Dekton	CE/LA-DE0051N	869,00	<b>1.051,49</b>
semi-undermount				
	Straight plywood	HPL-OND-0053N	1.011,00	<b>1.223,31</b>
	TopCore / Fenix 10	TC/FE-SON-0051N	814,00	<b>984,94</b>
	Solid Wood	MH-SON-0051N	814,00	<b>984,94</b>
undermount				
	TopCore / Fenix 10	TC/FE-OND-0053N	814,00	<b>984,94</b>
	Solid Surface	SS-OND-DE0053N	869,00	<b>1.051,49</b>
	Solid Wood	MH-OND-0053N	814,00	<b>984,94</b>
	Evora Quartz   Evora Granite	CO/GR-OND-DE0053N	1.092,00	<b>1.321,32</b>
	Glass	GL-OND-DE0053N	1.092,00	<b>1.321,32</b>
	Evora Ceramics   Dekton *	CE/LA-OND-DE0053N	1.092,00	<b>1.321,32</b>
* Note: increased risk of damage from use due to chipping at the sink edge				
separate sink				
	Separate sink	311051N	521,00	<b>630,41</b>
service parts				
	Strainer plug stainless steel	240041	22,00	<b>26,62</b>
	Overflow plate	240027	14,00	<b>16,94</b>
	Drain set (order 2x)	240052	35,00	<b>42,35</b>
	Space-saving siphon	240070	28,00	<b>33,88</b>

## Lanesto Destra 170 x 400 + 340 x 400 (052/054)



### Description

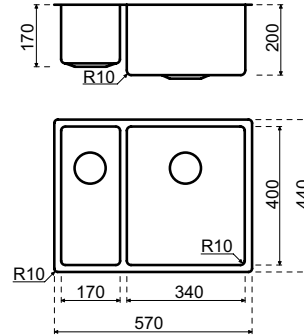
Front: *flush-mounted* 60 mm (with stainless steel 80 mm)  
*semi-undermount* 80 mm  
*Undermount* 90 mm

Minimum cabinet width: 600 mm\*

Complete with two Premeris plugs and luxury overflow.

\*In case of flush installation, cut the carcass to mount the necessary clamps.

For explanation see p.15.3



installation method	material	order no.	€ excl. VAT	€ incl. VAT
flush installation				
	TopLaminate   DecorTop   Fenix 0.9	SDE-0052N	726,00	<b>878,46</b>
	TopCore / Fenix 10	TC/FE-VIB-0052N	814,00	<b>984,94</b>
	Solid Surface	SS-DE0052N	869,00	<b>1.051,49</b>
	Evora Quartz   Evora Granite	CO/GR-DE0052N	869,00	<b>1.051,49</b>
	Glass   Inox	GL-DE0052N	869,00	<b>1.051,49</b>
	Evora Ceramics   Dekton	CE/LA-DE0052N	869,00	<b>1.051,49</b>
semi-undermount				
	Straight plywood	HPL-OND-0054N	1.011,00	<b>1.223,31</b>
	TopCore / Fenix 10	TC/FE-SON-0052N	814,00	<b>984,94</b>
	Solid Wood	MH-SON-0052N	814,00	<b>984,94</b>
undermount				
	TopCore / Fenix 10	TC/FE-OND-0054N	814,00	<b>984,94</b>
	Solid Surface	SS-OND-DE0054N	869,00	<b>1.051,49</b>
	Solid Wood	MH-OND-0054N	814,00	<b>984,94</b>
	Evora Quartz   Evora Granite	CO/GR-OND-DE0054N	1.092,00	<b>1.321,32</b>
	Glass	GL-OND-DE0054N	1.092,00	<b>1.321,32</b>
	Evora Ceramics   Dekton *	CE/LA-OND-DE0054N	1.092,00	<b>1.321,32</b>
* Note: increased risk of damage from use due to chipping at the sink edge				
separate sink				
	Separate sink	311052N	521,00	<b>630,41</b>
service parts				
	Strainer plug stainless steel	240041	22,00	<b>26,62</b>
	Overflow plate	240027	14,00	<b>16,94</b>
	Drain set (order 2x)	240052	35,00	<b>42,35</b>
	Space-saving siphon	240070	28,00	<b>33,88</b>

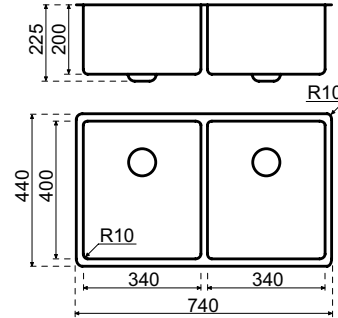


## Lanesto Destra 340x400 + 340x400 (060)

### Description

Front: *flush-mounted* 60 mm (with stainless steel 80 mm)  
*semi-undermount* 80 mm  
*Undermount* 90 mm  
Minimum cabinet width: 800 mm\*  
Complete with Premieris plug and luxury overflow.  
Tap hole not possible

\*In case of flush installation, cut the carcass to mount the necessary clamps.  
For explanation see p.15.3



installation method	material	order no.	€ excl. VAT	€ incl. VAT
<b>flush installation</b>				
	TopLaminate   DecorTop   Fenix 0.9	SDE-0060	804,00	<b>972,84</b>
	TopCore / Fenix 10	TC/FE-VIB-0060	892,00	<b>1.079,32</b>
	Solid Surface	SS-VIB-DE0060	947,00	<b>1.145,87</b>
	Evora Quartz   Evora Granite	CO/GR-VIB-DE0060	947,00	<b>1.145,87</b>
	Glass   Inox	GL/R-VIB-DE0060	947,00	<b>1.145,87</b>
	Evora Ceramics   Dekton	CE/LA-VIB-DE0060	947,00	<b>1.145,87</b>
<b>semi-undermount</b>				
	Straight plywood	HPL-OND-0060	1.089,00	<b>1.317,69</b>
	TopCore / Fenix 10	TC/FE-SON-0060	892,00	<b>1.079,32</b>
	Solid Wood	MH-SON-0060	892,00	<b>1.079,32</b>
<b>under-mounted</b>				
	TopCore / Fenix 10	TC/FE-OND-0060	892,00	<b>1.079,32</b>
	Solid Surface	SS-OND-DE0060	947,00	<b>1.145,87</b>
	Solid Wood	MH-OND-0060	892,00	<b>1.079,32</b>
	Evora Quartz   Evora Granite	CO/GR-OND-DE0060	1.170,00	<b>1.415,70</b>
	Glass	GL-OND-DE0060	1.170,00	<b>1.415,70</b>
	Evora Ceramics   Dekton *	CE/LA-OND-DE0060	1.170,00	<b>1.415,70</b>
* Note: increased risk of damage from use due to chipping at the sink edge				
<b>separate sink</b>				
	Separate sink	311060	599,00	<b>724,79</b>
<b>service parts</b>				
	Strainer plug stainless steel	240041	22,00	<b>26,62</b>
	Overflow plate	240027	14,00	<b>16,94</b>
	Drain set (order 2x)	240052	35,00	<b>42,35</b>
	Space-saving siphon	240070	28,00	<b>33,88</b>

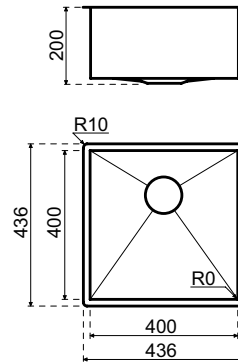


Sink Lanesto Destra 500 x 400, flush mounting method

## Lanesto Como 400x400 (072/082)

### Description

Front: *flush-mounted* 60 mm (with stainless steel 80 mm)  
*semi-undermount* 80 mm  
*Undermount* 90 mm  
Minimum cabinet width: 450 mm\*  
Complete with Magnacap and strainer plug and luxury overflow.  
In case of flush installation, cut the carcass to mount the necessary clamps.  
For explanation see p.15.3

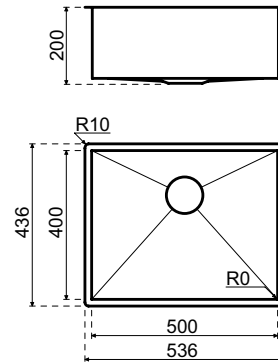


installation method	material	order no.	€ excl. VAT	€ incl. VAT
<b>flush installation</b>				
	TopLaminate   DecorTop   Fenix 0.9	SDE-0072N	615,00	<b>744,15</b>
	TopCore / Fenix 10	TC/FE-VIB-0072N	668,00	<b>808,28</b>
	Solid Surface	SS-DE0072N	729,00	<b>882,09</b>
	Evora Quartz   Evora Granite	CO/GR-DE0072N	729,00	<b>882,09</b>
	Glass   Inox	GL/R-DE0072N	729,00	<b>882,09</b>
	Evora Ceramics   Dekton	CE/LA-DE0072N	729,00	<b>882,09</b>
<b>semi-undermount</b>				
	Straight plywood	HPL-OND-0082N	956,00	<b>1.156,76</b>
	TopCore / Fenix 10	TC/FE-SON-0072N	668,00	<b>808,28</b>
	Solid Wood	MH-SON-0072N	668,00	<b>808,28</b>
<b>under-mounted</b>				
	TopCore / Fenix 10	TC/FE-OND-0082N	759,00	<b>918,39</b>
	Solid Surface	SS-OND-DE0082N	814,00	<b>984,94</b>
	Solid Wood	MH-OND-0082N	759,00	<b>918,39</b>
	Evora Quartz   Evora Granite	CO/GR-OND-DE0082N	923,00	<b>1.116,83</b>
	Glass	GL-OND-DE0082N	923,00	<b>1.116,83</b>
	Evora Ceramics   Dekton *	CE/LA-OND-DE0082N	923,00	<b>1.116,83</b>
* Note: increased risk of damage from use due to chipping at the sink edge				
<b>separate sink</b>				
	Separate sink	311072N	466,00	<b>563,86</b>
<b>service parts</b>				
	Strainer plug stainless steel	240018	18,00	<b>21,78</b>
	Overflow plate	240027	14,00	<b>16,94</b>
	Magnacap	240034	15,00	<b>18,15</b>
	Drain set	240031	35,00	<b>42,35</b>
	Space-saving siphon	240060	17,00	<b>20,57</b>

## Lanesto Como 500 x 400 (073/083)

### Description

Front: *flush-mounted* 60 mm (with stainless steel 80 mm)  
*semi-undermount* 80 mm  
*Undermount* 90 mm  
Minimum cabinet width: 600 mm  
Complete with Magna- and strainer plug and luxury overflow.



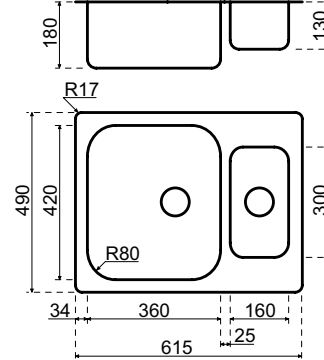
installation method	material	order no.	€ excl. VAT	€ incl. VAT
<b>flush installation</b>				
	TopLaminate   DecorTop   Fenix 0.9	SDE-0073N	729,00	<b>882,09</b>
	TopCore / Fenix 10	TC/FE-VIB-0073N	817,00	<b>988,57</b>
	Solid Surface	SS-DE0073N	872,00	<b>1.055,12</b>
	Evora Quartz   Evora Granite	CO/GR-DE0073N	872,00	<b>1.055,12</b>
	Glass   Inox	GL/R-DE0073N	872,00	<b>1.055,12</b>
	Evora Ceramics   Dekton	CE/LA-DE0073N	872,00	<b>1.055,12</b>
<b>semi-undermount</b>				
	Straight plywood	HPL-OND-0083N	1.014,00	<b>1.226,94</b>
	TopCore / Fenix 10	TC/FE-SON-0073N	817,00	<b>988,57</b>
	Solid Wood	MH-SON-0073N	817,00	<b>988,57</b>
<b>undermount</b>				
	TopCore / Fenix 10	TC/FE-OND-0083N	817,00	<b>988,57</b>
	Solid Surface	SS-OND-DE0083N	872,00	<b>1.055,12</b>
	Solid Wood	MH-OND-0083N	817,00	<b>988,57</b>
	Evora Quartz   Evora Granite	CO/GR-OND-DE0083N	1.095,00	<b>1.324,95</b>
	Glass	GL-OND-DE0083N	1.095,00	<b>1.324,95</b>
	Evora Ceramics   Dekton *	CE/LA-OND-DE0083N	1.095,00	<b>1.324,95</b>
* Note: increased risk of damage from use due to chipping at the sink edge				
<b>separate sink</b>				
	Separate sink	311073N	524,00	<b>634,04</b>
<b>service parts</b>				
	Strainer plug stainless steel	240018	18,00	<b>21,78</b>
	Overflow plate	240027	14,00	<b>16,94</b>
	Magnacap	240034	15,00	<b>18,15</b>
	Drain set	240031	35,00	<b>42,35</b>
	Space-saving siphon	240060	17,00	<b>20,57</b>

## Lanesto Maggiore one and a half (050)

### Description

Front: *flush-mounted* 60 mm (with stainless steel 80 mm)  
*semi-undermount* 80 mm  
 Minimum cabinet width: 600 mm  
 Complete with stainless steel insert, two Magna- and strainer plugs, luxury overflow and siphon<sup>1</sup>.

Sink is reversible. Tap hole possible.



installation method	material	order no.	€ excl. VAT	€ incl. VAT
flush installation				
	TopLaminate   DecorTop   Fenix 0.9	SDE-0050N	624,00	<b>755,04</b>
	TopCore / Fenix 10	TC/FE-VIB-0050N	712,00	<b>861,52</b>
	Solid Surface	SS-DE0050N	767,00	<b>928,07</b>
	Evora Quartz   Evora Granite	CO/GR-DE0050N	767,00	<b>928,07</b>
	Glass	GL-DE0050N	767,00	<b>928,07</b>
	Evora Ceramics   Dekton	CE/LA-DE0050N	767,00	<b>928,07</b>
semi-undermount				
	TopCore / Fenix 10	TC/FE-SON-0050N	712,00	<b>861,52</b>
	Solid Wood	MH-SON-0050N	712,00	<b>861,52</b>

### separate sink

Separate sink	SDE-0050NL	419,00	<b>506,99</b>
---------------	------------	--------	---------------

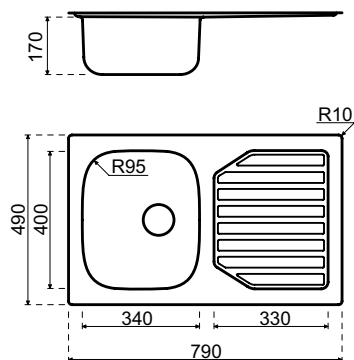
### service parts

Strainer plug stainless steel	240018	18,00	<b>21,78</b>
Overflow plate	240027	14,00	<b>16,94</b>
Magnacap	240034	15,00	<b>18,15</b>
Drain set with overflow	240031	35,00	<b>42,35</b>
Drain set without overflow	240022	24,00	<b>29,04</b>
Space-saving siphon	240070	28,00	<b>33,88</b>
Stainless steel insert	311066N	70,00	<b>84,70</b>

## Lanesto Maggiore with drainer (042)

### Description

Front: *flush-mounted* 60 mm (with stainless steel 80 mm)  
*semi-undermount* 80 mm  
 Minimum cabinet width: 450 mm\*  
 Complete with Magna- and strainer plug and luxury overflow.  
 \*Tap hole possible. Not suitable for a high tap.  
 In case of flush installation, cut the carcass to mount the necessary clamps.  
 For explanation see p.15.3



installation method	material	order no.	€ excl. VAT	€ incl. VAT
flush installation				
	TopLaminate   DecorTop   Fenix 0.9	SDE-0042N	530,00	<b>641,30</b>
	TopCore / Fenix 10	TC/FE-VIB-0042N	626,00	<b>757,46</b>
	Solid Surface	SS-DE0042N	681,00	<b>824,01</b>
	Evora Quartz   Evora Granite	CO/GR-DE0042N	681,00	<b>824,01</b>
	Glass	GL-DE0042N	681,00	<b>824,01</b>
	Evora Ceramics   Dekton	CE/LA-DE0042N	681,00	<b>824,01</b>
semi-undermount				
	TopCore / Fenix 10	TC/FE-SON-0042N	626,00	<b>757,46</b>
	Solid Wood	MH-SON-0042N	626,00	<b>757,46</b>

## separate sink

Separate sink	311042N	333,00	<b>402,93</b>
---------------	---------	--------	---------------

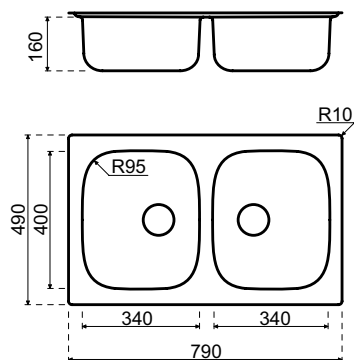
## service parts

Strainer plug stainless steel	240018	18,00	<b>21,78</b>
Overflow plate	240027	14,00	<b>16,94</b>
Magnacap	240034	15,00	<b>18,15</b>
Drain set	240031	35,00	<b>42,35</b>
Space-saving siphon	240060	17,00	<b>20,57</b>

## Lanesto Maggiore 340 x 400 + 340 x 400 (044)

### Description

Front: *flush-mounted* 60 mm (with stainless steel 80 mm)  
*semi-undermount* 80 mm  
 Minimum cabinet width: 800 mm  
 Complete with two Magna and two basket plugs and luxury overflow.  
 Tap hole possible. Not suitable for a high tap.



installation method	material	order no.	€ excl. VAT	€ incl. VAT
flush installation				
	TopLaminate   DecorTop   Fenix 0.9	SDE-0044N	619,00	<b>748,99</b>
	TopCore / Fenix 10	TC/FE-VIB-0044N	747,00	<b>903,87</b>
	Solid Surface	SS-DE0044N	802,00	<b>970,42</b>
	Evora Quartz   Evora Granite	CO/GR-DE0044N	802,00	<b>970,42</b>
	Glass	GL-DE0044N	802,00	<b>970,42</b>
	Evora Ceramics   Dekton	CE/LA-DE0044N	802,00	<b>970,42</b>
semi-undermount				
	TopCore / Fenix 10	TC/FE-SON-0044N	747,00	<b>903,87</b>
	Solid Wood	MH-SON-0044N	747,00	<b>903,87</b>

### separate sink

Separate sink	311044N	454,00	<b>549,34</b>
---------------	---------	--------	---------------

### service parts

Strainer plug stainless steel	240018	18,00	<b>21,78</b>
Overflow plate	240027	14,00	<b>16,94</b>
Magnacap	240034	15,00	<b>18,15</b>
Drain set with overflow	240031	35,00	<b>42,35</b>
Drain set without overflow	240022	24,00	<b>29,04</b>
Space-saving siphon	240070	28,00	<b>33,88</b>



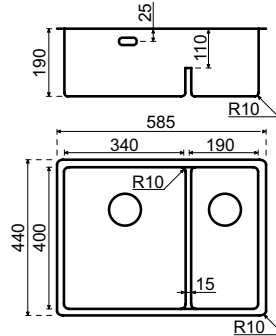


**For all Lanesto accessories (also in stainless steel),  
see end of this chapter**

## Lanesto Nordic 340 x 400 + 190 x 400 (971/991)

### Description

Front: *flush-mounted* 60 mm (with stainless steel 80 mm)  
*semi-undermount* 80 mm  
*Undermount* 90 mm  
Minimum cabinet width: 600 mm\*  
Lowered partition (height 80 mm).  
Complete with two Magna and two basket plugs and luxury overflow.  
Tap hole not possible.



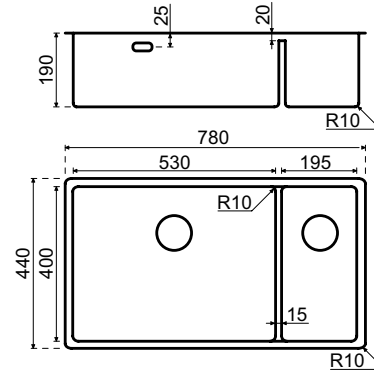
\*When flush mounting due to the necessary clamps inspect the body.  
For explanation, see p.15.3

installation method	material	order no.	€ excl. VAT	€ incl. VAT
<b>flush installation</b>				
	TopLaminate   DecorTop   Fenix 0.9	SDE-0971	810,00	<b>980,10</b>
	TopCore / Fenix 10	TC/FE-VIB-0971	898,00	<b>1.086,58</b>
	Solid Surface	SS-DE0971	953,00	<b>1.153,13</b>
	Evora Quartz   Evora Granite	CO/GR-DE0971	953,00	<b>1.153,13</b>
	Glass   Inox	GL/R-DE0971	953,00	<b>1.153,13</b>
	Evora Ceramics   Dekton	CE/LA-DE0971	953,00	<b>1.153,13</b>
<b>semi-undermount</b>				
	Straight plywood	HPL-OND-0991	1.095,00	<b>1.324,95</b>
	TopCore / Fenix 10	TC/FE-SON-0971	898,00	<b>1.086,58</b>
	Solid Wood	MH-SON-0971	898,00	<b>1.086,58</b>
<b>undermount</b>				
	TopCore / Fenix 10	TC/FE-OND-0991	898,00	<b>1.086,58</b>
	Solid Surface	SS-OND-DE0991	953,00	<b>1.153,13</b>
	Solid Wood	MH-OND-0991	898,00	<b>1.086,58</b>
	Evora Quartz   Evora Granite	CO/GR-OND-DE0991	1.176,00	<b>1.422,96</b>
	Glass	GL-OND-DE0991	1.176,00	<b>1.422,96</b>
	Evora Ceramics   Dekton *	CE/LA-OND-DE0991	1.176,00	<b>1.422,96</b>
* Note: increased risk of damage from use due to chipping at the sink edge				
<b>separate sink</b>				
	Separate sink	311971	605,00	<b>732,05</b>
<b>service parts</b>				
	Strainer plug stainless steel	240018	18,00	<b>21,78</b>
	Overflow plate	240027	14,00	<b>16,94</b>
	Magnacap	240034	15,00	<b>18,15</b>
	Drain set with overflow	240031	35,00	<b>42,35</b>
	Drain set without overflow	240022	24,00	<b>29,04</b>
	Space-saving siphon	240070	28,00	<b>33,88</b>

## Lanesto Nordic 530 x 400 + 190 x 400 (972/992)

### Description

Front: *flush-mounted* 60 mm (with stainless steel 80 mm)  
*semi-undermount* 80 mm  
*Undermount* 90 mm  
Minimum cabinet width: 900 mm  
Lowered partition (height 170 mm).  
Complete with two Magna and two basket plugs and luxury overflow.  
Tap hole not possible.



installation method	material	order no.	€ excl. VAT	€ incl. VAT
flush installation				
	TopLaminate   DecorTop   Fenix 0.9	SDE-0972	822,00	<b>994,62</b>
	TopCore / Fenix 10	TC/FE-VIB-0972	910,00	<b>1.101,10</b>
	Solid Surface	SS-DE0972	965,00	<b>1.167,65</b>
	Evora Quartz   Evora Granite	CO/GR-DE0972	965,00	<b>1.167,65</b>
	Glass   Inox	GL/R-DE0972	965,00	<b>1.167,65</b>
	Evora Ceramics   Dekton	CE/LA-DE0972	965,00	<b>1.167,65</b>
semi-undermount				
	Straight plywood	HPL-OND-0992	1.107,00	<b>1.339,47</b>
	TopCore / Fenix 10	TC/FE-SON-0972	910,00	<b>1.101,10</b>
	Solid Wood	MH-SON-0972	910,00	<b>1.101,10</b>
Undermount				
	TopCore / Fenix 10	TC/FE-OND-0992	910,00	<b>1.101,10</b>
	Solid Surface	SS-OND-DE0992	965,00	<b>1.167,65</b>
	Solid Wood	MH-OND-0992	910,00	<b>1.101,10</b>
	Evora Quartz   Evora Granite	CO/GR-OND-DE0992	1.188,00	<b>1.437,48</b>
	Glass	GL-OND-DE0992	1.188,00	<b>1.437,48</b>
	Evora Ceramics   Dekton *	CE/LA-OND-DE0992	1.188,00	<b>1.437,48</b>
* Note: increased risk of damage from use due to chipping at the sink edge				

### separate sink

Separate sink	311972	617,00	<b>746,57</b>
---------------	--------	--------	---------------

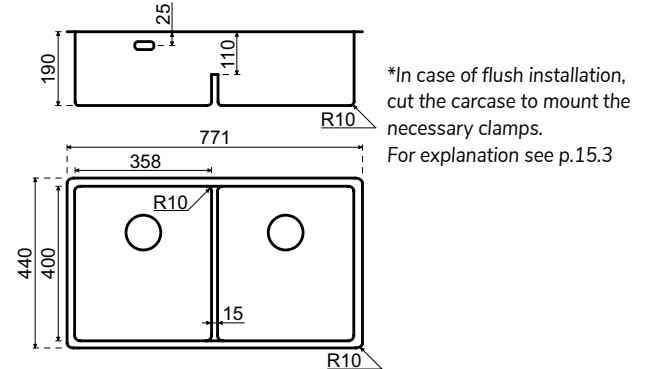
### service parts

Strainer plug stainless steel	240018	18,00	<b>21,78</b>
Overflow plate	240027	14,00	<b>16,94</b>
Magnacap	240034	15,00	<b>18,15</b>
Drain set with overflow	240031	35,00	<b>42,35</b>
Drain set without overflow	240022	24,00	<b>29,04</b>
Space-saving siphon	240070	28,00	<b>33,88</b>

## Lanesto Nordic 360 x 400 + 360 x 400 (973/993)

### Description

Front: *flush-mounted* 60 mm (with stainless steel 80 mm)  
*semi-undermount* 80 mm  
*Undermount* 90 mm  
Minimum cabinet width: 800 mm\*  
Lowered partition (height 80 mm).  
Complete with two Magna and two basket plugs and luxury overflow.  
Tap hole not possible.



installation method	material	order no.	€ excl. VAT	€ incl. VAT
<b>flush installation</b>				
	TopLaminate   DecorTop   Fenix 0.9	SDE-0973	819,00	<b>990,99</b>
	TopCore / Fenix 10	TC/FE-VIB-0973	907,00	<b>1.097,47</b>
	Solid Surface	SS-DE0973	962,00	<b>1.164,02</b>
	Evora Quartz   Evora Granite	CO/GR-DE0973	962,00	<b>1.164,02</b>
	Glass   Inox	GL/R-DE0973	962,00	<b>1.164,02</b>
	Evora Ceramics   Dekton	CE/LA-DE0973	962,00	<b>1.164,02</b>
<b>semi-undermount</b>				
	Straight plywood	HPL-OND-0993	1.104,00	<b>1.335,84</b>
	TopCore / Fenix 10	TC/FE-SON-0973	907,00	<b>1.097,47</b>
	Solid Wood	MH-SON-0973	907,00	<b>1.097,47</b>
<b>under-mounted</b>				
	TopCore / Fenix 10	TC/FE-OND-0993	907,00	<b>1.097,47</b>
	Solid Surface	SS-OND-DE0993	962,00	<b>1.164,02</b>
	Solid Wood	MH-OND-0993	907,00	<b>1.097,47</b>
	Evora Quartz   Evora Granite	CO/GR-OND-DE0993	1.185,00	<b>1.433,85</b>
	Glass	GL-OND-DE0993	1.185,00	<b>1.433,85</b>
	Evora Ceramics   Dekton *	CE/LA-OND-DE0993	1.185,00	<b>1.433,85</b>
* Note: increased risk of damage from use due to chipping at the sink edge				
<b>separate sink</b>				
	Separate sink	311973	614,00	<b>742,94</b>
<b>service parts</b>				
	Strainer plug stainless steel	240018	18,00	<b>21,78</b>
	Overflow plate	240027	14,00	<b>16,94</b>
	Drain set with overflow	240031	35,00	<b>42,35</b>
	Drain set without overflow	240022	24,00	<b>29,04</b>
	Space-saving siphon	240070	28,00	<b>33,88</b>



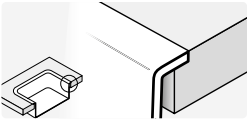
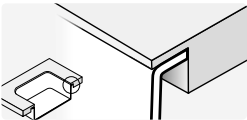
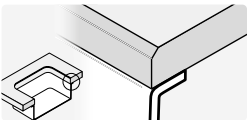


**Lanesto Nordic sink 360 x 400 + 360 x 400**



Sink Lanesto Urban 180 x 400 Gun Metal, full undermount method

Lanesto Urban 180x400 Gunmetal (611GM/641GM)		Description
		Front: <i>flush-mounted</i> 60 mm (with stainless steel 80 mm)
		<i>semi-undermount</i> 80 mm
		<i>Undermount</i> 90 mm
		Minimum cabinet width: 250 mm
		Complete with basket plug and luxury wall landing.

installation method	material	order no.	€ excl. VAT	€ incl. VAT
flush installation				
	TopLaminate   DecorTop   Fenix 0.9	SDE-0611GM	689,00	<b>833,69</b>
	TopCore / Fenix 10	TC/FE-VIB-0611GM	742,00	<b>897,82</b>
	Solid Surface	SS-DE0611GM	803,00	<b>971,63</b>
	Evora Quartz   Evora Granite	CO/GR-DE0611GM	803,00	<b>971,63</b>
	Glass   Inox	GL-DE0611GM	803,00	<b>971,63</b>
	Evora Ceramics   Dekton	CE/LA-DE0611GM	803,00	<b>971,63</b>
semi-undermount				
	Straight plywood	HPL-OND-0641GM	1.030,00	<b>1.246,30</b>
	TopCore / Fenix 10	TC/FE-SON-0611GM	742,00	<b>897,82</b>
	Solid Wood	MH-SON-0611GM	742,00	<b>897,82</b>
under-mounted				
	TopCore / Fenix 10	TC/FE-OND-0641GM	833,00	<b>1.007,93</b>
	Solid Surface	SS-OND-DE0641GM	888,00	<b>1.074,48</b>
	Solid Wood	MH-OND-0641GM	833,00	<b>1.007,93</b>
	Evora Quartz   Evora Granite	CO/GR-OND-DE0641GM	997,00	<b>1.206,37</b>
	Glass	GL-OND-DE0641GM	997,00	<b>1.206,37</b>
	Evora Ceramics   Dekton *	CE/LA-OND-DE0641GM	997,00	<b>1.206,37</b>
* Note: increased risk of damage from use due to chipping at the sink edge				
separate sink				
	Separate sink	311611GM	540,00	<b>653,40</b>
service parts				
	Strainer plug stainless steel	881017	24,00	<b>29,04</b>
	Overflow plate	881006	19,00	<b>22,99</b>
	Drain set	881014	40,00	<b>48,40</b>
	Space-saving siphon	240060	17,00	<b>20,57</b>
accessories				
	Pan grid	300076	92,00	<b>111,32</b>

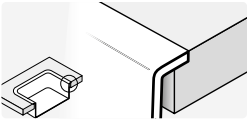
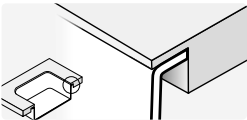
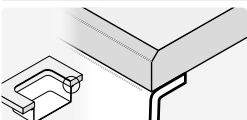







Sink Lanesto Urban 340 x 400 Gun Metal, full undermount method

Lanesto Urban 340x400 Gunmetal (612GM/642GM)	Description
	Front: <i>flush-mounted</i> 60 mm (with stainless steel 80 mm)
	<i>semi-undermount</i> 80 mm
	<i>Undermount</i> 90 mm
	Minimum cabinet width: 400 mm*
	*Complete with basket, plug and luxury wall landing. *In case of flush installation, cut the carcass to mount the necessary clamps. For explanation see p.15.3
	

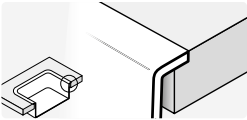
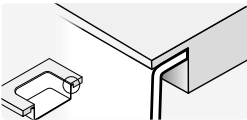
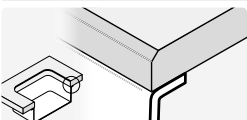
installation method	material	order no.	€ excl. VAT	€ incl. VAT
flush installation				
	TopLaminate   DecorTop   Fenix 0.9	SDE-0612GM	718,00	<b>868,78</b>
	TopCore / Fenix 10	TC/FE-VIB-0612GM	771,00	<b>932,91</b>
	Solid Surface	SS-DE0612GM	832,00	<b>1.006,72</b>
	Evora Quartz   Evora Granite	CO/GR-DE0612GM	832,00	<b>1.006,72</b>
	Glass   Inox	GL-DE0612GM	832,00	<b>1.006,72</b>
	Evora Ceramics   Dekton	CE/LA-DE0612GM	832,00	<b>1.006,72</b>
semi-undermount				
	Straight plywood	HPL-OND-0642GM	1.059,00	<b>1.281,39</b>
	TopCore / Fenix 10	TC/FE-SON-0612GM	771,00	<b>932,91</b>
	Solid Wood	MH-SON-0612GM	771,00	<b>932,91</b>
Undermount				
	TopCore / Fenix 10	TC/FE-OND-0642GM	862,00	<b>1.043,02</b>
	Solid Surface	SS-OND-DE0642GM	917,00	<b>1.109,57</b>
	Solid Wood	MH-OND-0642GM	862,00	<b>1.043,02</b>
	Evora Quartz   Evora Granite	CO/GR-OND-DE0642GM	1.026,00	<b>1.241,46</b>
	Glass	GL-OND-DE0642GM	1.026,00	<b>1.241,46</b>
	Evora Ceramics   Dekton *	CE/LA-OND-DE0642GM	1.026,00	<b>1.241,46</b>
* Note: increased risk of damage from use due to chipping at the sink edge				
separate sink				
	Separate sink	311612GM	569,00	<b>688,49</b>
service parts				
	Strainer plug stainless steel	881017	24,00	<b>29,04</b>
	Overflow plate	881006	19,00	<b>22,99</b>
	Drain set	881014	40,00	<b>48,40</b>
	Space-saving siphon	240060	17,00	<b>20,57</b>
accessories				
	Pan grid	300076	92,00	<b>111,32</b>
	Insert tray	311551GM	166,00	<b>200,86</b>






Sink Lanesto Urban 400 x 400 Gun Metal, full substructure method


Lanesto Urban 400x400 Gunmetal (613GM/643GM)	Description
	Front: <i>flush-mounted</i> 60 mm (with stainless steel 80 mm)
	<i>semi-undermount</i> 80 mm
	<i>Undermount</i> 90 mm
	Minimum cabinet width: 450 mm*
	Complete with basket, plug and luxury wall landing. *In case of flush installation, cut the carcass to mount the necessary clamps. For explanation see p.15.3
	

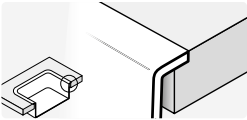
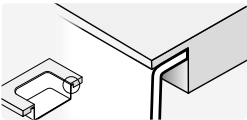
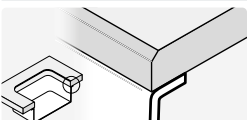
installation method	material	order no.	€ excl. VAT	€ incl. VAT
flush installation				
	TopLaminate   DecorTop   Fenix 0.9	SDE-0613GM	734,00	<b>888,14</b>
	TopCore / Fenix 10	TC/FE-VIB-0613GM	787,00	<b>952,27</b>
	Solid Surface	SS-DE0613GM	848,00	<b>1.026,08</b>
	Evora Quartz   Evora Granite	CO/GR-DE0613GM	848,00	<b>1.026,08</b>
	Glass   Inox	GL-DE0613GM	848,00	<b>1.026,08</b>
	Evora Ceramics   Dekton	CE/LA-DE0613GM	848,00	<b>1.026,08</b>
semi-undermount				
	Straight plywood	HPL-OND-0643GM	1.075,00	<b>1.300,75</b>
	TopCore / Fenix 10	TC/FE-SON-0613GM	787,00	<b>952,27</b>
	Solid Wood	MH-SON-0613GM	787,00	<b>952,27</b>
Undermount				
	TopCore / Fenix 10	TC/FE-OND-0643GM	878,00	<b>1.062,38</b>
	Solid Surface	SS-OND-DE0643GM	933,00	<b>1.128,93</b>
	Solid Wood	MH-OND-0643GM	878,00	<b>1.062,38</b>
	Evora Quartz   Evora Granite	CO/GR-OND-DE0643GM	1.042,00	<b>1.260,82</b>
	Glass	GL-OND-DE0643GM	1.042,00	<b>1.260,82</b>
	Evora Ceramics   Dekton *	CE/LA-OND-DE0643GM	1.042,00	<b>1.260,82</b>
* Note: increased risk of damage from use due to chipping at the sink edge				
separate sink				
	Separate sink	311613GM	585,00	<b>707,85</b>
service parts				
	Strainer plug stainless steel	881017	24,00	<b>29,04</b>
	Overflow plate	881006	19,00	<b>22,99</b>
	Drain set	881014	40,00	<b>48,40</b>
	Space-saving siphon	240060	17,00	<b>20,57</b>
accessories				
	Pan grid	300076	92,00	<b>111,32</b>
	Insert tray	311551GM	166,00	<b>200,86</b>
	Bottom rack	311560GM	80,00	<b>96,80</b>






Sink Lanesto Urban 400 x 400 Copper, flush mount method

Lanesto Urban 400 x 400 Copper (613CP/643CP)	Description
	Front: <i>flush-mounted</i> 60 mm (with stainless steel 80 mm)
	<i>semi-undermount</i> 80 mm
	<i>Undermount</i> 90 mm
	Minimum cabinet width: 450 mm*
	Complete with basket, plug and luxury wall landing. *In case of flush installation, cut the carcass to mount the necessary clamps. For explanation see p.15.3
	

installation method	material	order no.	€ excl. VAT	€ incl. VAT
flush installation				
	TopLaminate   DecorTop   Fenix 0.9	SDE-0613CP	734,00	<b>888,14</b>
	TopCore / Fenix 10	TC/FE-VIB-0613CP	787,00	<b>952,27</b>
	Solid Surface	SS-DE0613CP	848,00	<b>1.026,08</b>
	Evora Quartz   Evora Granite	CO/GR-DE0613CP	848,00	<b>1.026,08</b>
	Glass   Inox	GL-DE0613CP	848,00	<b>1.026,08</b>
	Evora Ceramics   Dekton	CE/LA-DE0613CP	848,00	<b>1.026,08</b>
semi-undermount				
	Straight plywood	HPL-OND-0643CP	1.075,00	<b>1.300,75</b>
	TopCore / Fenix 10	TC/FE-SON-0613CP	787,00	<b>952,27</b>
	Solid Wood	MH-SON-0613CP	787,00	<b>952,27</b>
undermount				
	TopCore / Fenix 10	TC/FE-OND-0643CP	878,00	<b>1.062,38</b>
	Solid Surface	SS-OND-DE0643CP	933,00	<b>1.128,93</b>
	Solid Wood	MH-OND-0643CP	878,00	<b>1.062,38</b>
	Evora Quartz   Evora Granite	CO/GR-OND-DE0643CP	1.042,00	<b>1.260,82</b>
	Glass	GL-OND-DE0643CP	1.042,00	<b>1.260,82</b>
	Evora Ceramics   Dekton *	CE/LA-OND-DE0643CP	1.042,00	<b>1.260,82</b>
* Note: increased risk of damage from use due to chipping at the sink edge				
separate sink				
	Separate sink	311613CP	585,00	<b>707,85</b>
service parts				
	Strainer plug stainless steel	881018	24,00	<b>29,04</b>
	Overflow plate	881007	19,00	<b>22,99</b>
	Drain set	881015	40,00	<b>48,40</b>
	Space-saving siphon	240060	17,00	<b>20,57</b>
accessories				
	Pan grid	300077	92,00	<b>111,32</b>
	Insert tray	311551CP	166,00	<b>200,86</b>
	Bottom rack	311560CP	80,00	<b>96,80</b>



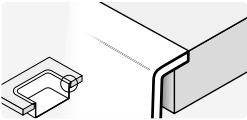
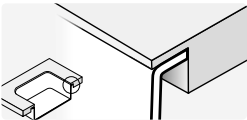
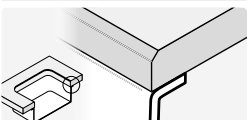





Sink Lanesto Urban 400 x 400 Gold, semi-undermount method

Lanesto Urban 400x400 Gold (613GO/643GO)	Description
	Front: <i>flush-mounted</i> 60 mm (with stainless steel 80 mm)
	<i>semi-undermount</i> 80 mm
	<i>Undermount</i> 90 mm
	Minimum cabinet width: 450 mm*
	*Complete with basket, plug and luxury wall landing. *In case of flush installation, cut the carcass to mount the necessary clamps. For explanation see p.15.3
	


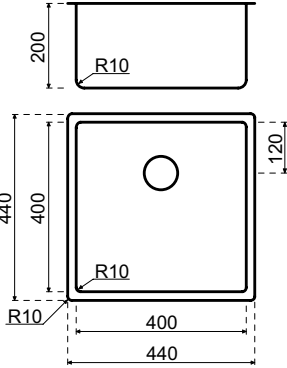


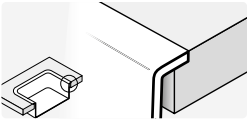
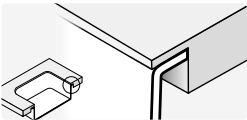
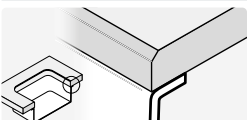
installation method	material	order no.	€ excl. VAT	€ incl. VAT
flush installation				
	TopLaminate   DecorTop   Fenix 0.9	SDE-0613GO	734,00	<b>888,14</b>
	TopCore / Fenix 10	TC/FE-VIB-0613GO	787,00	<b>952,27</b>
	Solid Surface	SS-DE0613GO	848,00	<b>1.026,08</b>
	Evora Quartz   Evora Granite	CO/GR-DE0613GO	848,00	<b>1.026,08</b>
	Glass   Inox	GL-DE0613GO	848,00	<b>1.026,08</b>
	Evora Ceramics   Dekton	CE/LA-DE0613GO	848,00	<b>1.026,08</b>
semi-undermount				
	Straight plywood	HPL-OND-0643GO	1.075,00	<b>1.300,75</b>
	TopCore / Fenix 10	TC/FE-SON-0613GO	787,00	<b>952,27</b>
	Solid Wood	MH-SON-0613GO	787,00	<b>952,27</b>
undermount				
	TopCore / Fenix 10	TC/FE-OND-0643GO	878,00	<b>1.062,38</b>
	Solid Surface	SS-OND-DE0643GO	933,00	<b>1.128,93</b>
	Solid Wood	MH-OND-0643GO	878,00	<b>1.062,38</b>
	Evora Quartz   Evora Granite	CO/GR-OND-DE0643GO	1.042,00	<b>1.260,82</b>
	Glass	GL-OND-DE0643GO	1.042,00	<b>1.260,82</b>
	Evora Ceramics   Dekton *	CE/LA-OND-DE0643GO	1.042,00	<b>1.260,82</b>
* Note: increased risk of damage from use due to chipping at the sink edge				
separate sink				
	Separate sink	311613GO	585,00	<b>707,85</b>
service parts				
	Strainer plug stainless steel	881019	24,00	<b>29,04</b>
	Overflow plate	881008	19,00	<b>22,99</b>
	Drain set	881016	40,00	<b>48,40</b>
	Space-saving siphon	240060	17,00	<b>20,57</b>
accessories				
	Pan grid	300078	92,00	<b>111,32</b>
	Insert tray	311551GO	166,00	<b>200,86</b>
	Bottom rack	311560GO	80,00	<b>96,80</b>






Sink Lanesto Urban 400 x 400 Patinated Brass, flush mounting method


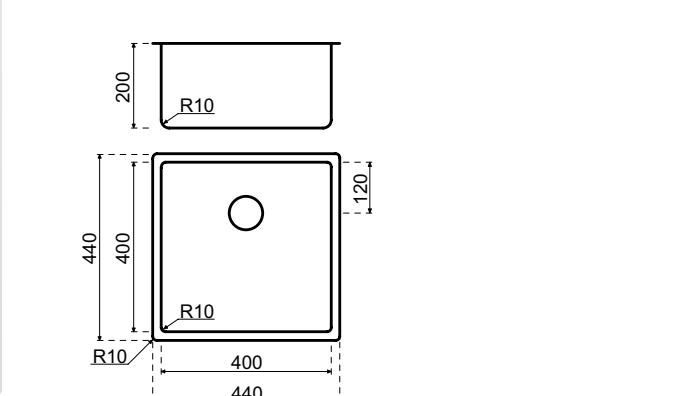
Lanesto Urban 400 x 400 Patinated Brass (613PB/643PB)	Description
	Front: <i>flush-mounted</i> 60 mm (with stainless steel 80 mm)
	<i>semi-undermount</i> 80 mm
	<i>Undermount</i> 90 mm
	Minimum cabinet width: 450 mm*
	*Complete with basket, plug and luxury wall landing. *In case of flush installation, cut the carcass to mount the necessary clamps. For explanation see p.15.3
	

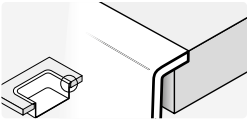
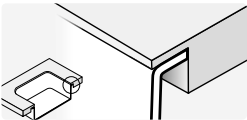
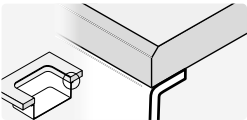
installation method	material	order no.	€ excl. VAT	€ incl. VAT
flush installation				
	TopLaminate   DecorTop   Fenix 0.9	SDE-0613PB	799,00	<b>966,79</b>
	TopCore / Fenix 10	TC/FE-VIB-0613PB	852,00	<b>1.030,92</b>
	Solid Surface	SS-DE0613PB	913,00	<b>1.104,73</b>
	Evora Quartz   Evora Granite	CO/GR-DE0613PB	913,00	<b>1.104,73</b>
	Glass   Inox	GL-DE0613PB	913,00	<b>1.104,73</b>
	Evora Ceramics   Dekton	CE/LA-DE0613PB	913,00	<b>1.104,73</b>
semi-undermount				
	Straight plywood	HPL-OND-0643PB	1.140,00	<b>1.379,40</b>
	TopCore / Fenix 10	TC/FE-SON-0613PB	852,00	<b>1.030,92</b>
	Solid Wood	MH-SON-0613PB	852,00	<b>1.030,92</b>
undermount				
	TopCore / Fenix 10	TC/FE-OND-0643PB	943,00	<b>1.141,03</b>
	Solid Surface	SS-OND-DE0643PB	998,00	<b>1.207,58</b>
	Solid Wood	MH-OND-0643PB	943,00	<b>1.141,03</b>
	Evora Quartz   Evora Granite	CO/GR-OND-DE0643PB	1.107,00	<b>1.339,47</b>
	Glass	GL-OND-DE0643PB	1.107,00	<b>1.339,47</b>
	Evora Ceramics   Dekton *	CE/LA-OND-DE0643PB	1.107,00	<b>1.339,47</b>
* Note: increased risk of damage from use due to chipping at the sink edge				
separate sink				
	Separate sink	311613PB	650,00	<b>786,50</b>
service parts				
	Strainer plug stainless steel	881026	24,00	<b>29,04</b>
	Overflow plate	881027	19,00	<b>22,99</b>
	Drain set	881028	40,00	<b>48,40</b>
	Space-saving siphon	240060	17,00	<b>20,57</b>
accessories				
	Insert tray	311551PB	185,00	<b>223,85</b>
	Bottom rack	311560PB	80,00	<b>96,80</b>

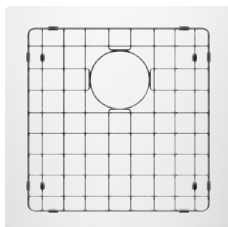





Lanesto Urban 400 x 400 Sturdy Black, flush mounting method

Lanesto Urban 400x400 Sturdy Black (613SB/643SB)	Description
	Front: <i>flush-mounted</i> 60 mm (with stainless steel 80 mm)
	<i>semi-undermount</i> 80 mm
	<i>Undermount</i> 90 mm
	Minimum cabinet width: 450 mm*
	*Complete with basket, plug and luxury wall landing. *In case of flush installation, cut the carcass to mount the necessary clamps. For explanation see p.15.3
	

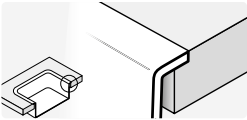
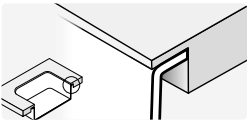
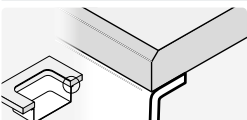
installation method	material	order no.	€ excl. VAT	€ incl. VAT
flush installation				
	TopLaminate   DecorTop   Fenix 0.9	SDE-0613SB	884,00	<b>1.069,64</b>
	TopCore / Fenix 10	TC/FE-VIB-0613SB	937,00	<b>1.133,77</b>
	Solid Surface	SS-DE0613SB	998,00	<b>1.207,58</b>
	Evora Quartz   Evora Granite	CO/GR-DE0613SB	998,00	<b>1.207,58</b>
	Glass   Inox	GL-DE0613SB	998,00	<b>1.207,58</b>
	Evora Ceramics   Dekton	CE/LA-DE0613SB	998,00	<b>1.207,58</b>
semi-undermount				
	Straight plywood	HPL-OND-0643SB	1.225,00	<b>1.482,25</b>
	TopCore / Fenix 10	TC/FE-SON-0613SB	937,00	<b>1.133,77</b>
	Solid Wood	MH-SON-0613SB	937,00	<b>1.133,77</b>
undermount				
	TopCore / Fenix 10	TC/FE-OND-0643SB	1.028,00	<b>1.243,88</b>
	Solid Surface	SS-OND-DE0643SB	1.083,00	<b>1.310,43</b>
	Solid Wood	MH-OND-0643SB	1.028,00	<b>1.243,88</b>
	Evora Quartz   Evora Granite	CO/GR-OND-DE0643SB	1.192,00	<b>1.442,32</b>
	Glass	GL-OND-DE0643SB	1.192,00	<b>1.442,32</b>
	Evora Ceramics   Dekton *	CE/LA-OND-DE0643SB	1.192,00	<b>1.442,32</b>
* Note: increased risk of damage from use due to chipping at the sink edge				
separate sink				
	Separate sink	311613SB	735,00	<b>889,35</b>
service parts				
	Strainer plug stainless steel	881024	29,00	<b>35,09</b>
	Overflow plate	881025	23,00	<b>27,83</b>
	Drain set	881023	52,00	<b>62,92</b>
	Space-saving siphon	240060	17,00	<b>20,57</b>
accessories				
	Insert tray	311551SB	226,00	<b>273,46</b>
	Bottom rack	311560SB	110,00	<b>133,10</b>

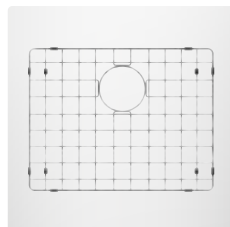





Sink Lanesto Urban 500 x 400 Gun Metal, flush mounting method

Lanesto Urban 500x400 Gunmetal (615GM/645GM)		Description
	Front:	<i>flush-mounted</i> 60 mm (with stainless steel 80 mm)
		<i>semi-undermount</i> 80 mm
		<i>Undermount</i> 90 mm
	Minimum cabinet width:	600 mm
	Complete with basket plug and luxury wall landing.	
		


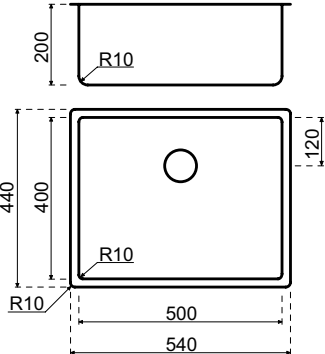
installation method	material	order no.	€ excl. VAT	€ incl. VAT
flush installation				
	TopLaminate   DecorTop   Fenix 0.9	SDE-0615GM	821,00	<b>993,41</b>
	TopCore / Fenix 10	TC/FE-VIB-0615GM	909,00	<b>1.099,89</b>
	Solid Surface	SS-DE0615GM	964,00	<b>1.166,44</b>
	Evora Quartz   Evora Granite	CO/GR-DE0615GM	964,00	<b>1.166,44</b>
	Glass   Inox	GL-DE0615GM	964,00	<b>1.166,44</b>
	Evora Ceramics   Dekton	CE/LA-DE0615GM	964,00	<b>1.166,44</b>
semi-undermount				
	Straight plywood	HPL-OND-0645GM	1.106,00	<b>1.338,26</b>
	TopCore / Fenix 10	TC/FE-SON-0615GM	909,00	<b>1.099,89</b>
	Solid Wood	MH-SON-0615GM	909,00	<b>1.099,89</b>
under-mounted				
	TopCore / Fenix 10	TC/FE-OND-0645GM	909,00	<b>1.099,89</b>
	Solid Surface	SS-OND-DE0645GM	964,00	<b>1.166,44</b>
	Solid Wood	MH-OND-0645GM	909,00	<b>1.099,89</b>
	Evora Quartz   Evora Granite	CO/GR-OND-DE0645GM	1.187,00	<b>1.436,27</b>
	Glass	GL-OND-DE0645GM	1.187,00	<b>1.436,27</b>
	Evora Ceramics   Dekton *	CE/LA-OND-DE0645GM	1.187,00	<b>1.436,27</b>
* Note: increased risk of damage from use due to chipping at the sink edge				
separate sink				
	Separate sink	311615GM	616,00	<b>745,36</b>
service parts				
	Strainer plug stainless steel	881017	24,00	<b>29,04</b>
	Overflow plate	881006	19,00	<b>22,99</b>
	Drain set	881014	40,00	<b>48,40</b>
	Space-saving siphon	240060	17,00	<b>20,57</b>
accessories				
	Pan grid	300076	92,00	<b>111,32</b>
	Insert tray	311551GM	166,00	<b>200,86</b>
	Bottom rack	311561GM	92,00	<b>111,32</b>

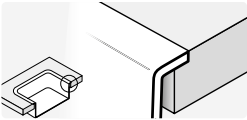
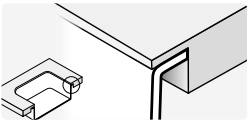
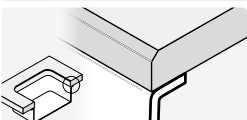








Sink Lanesto Urban 500 x 400 Copper, semi-undermount method

Lanesto Urban 500 x 400 Copper (615CP/645CP)	Description
	Front: <i>flush-mounted</i> 60 mm (with stainless steel 80 mm)
	<i>semi-undermount</i> 80 mm
	<i>Undermount</i> 90 mm
	Minimum cabinet width: 600 mm
	Complete with basket plug and luxury wall landing.
	

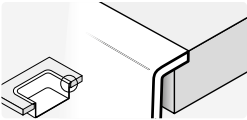
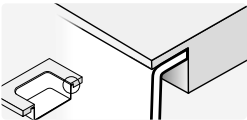
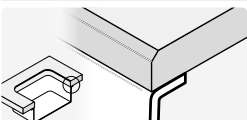
installation method	material	order no.	€ excl. VAT	€ incl. VAT
flush installation				
	TopLaminate   DecorTop   Fenix 0.9	SDE-0615CP	821,00	<b>993,41</b>
	TopCore / Fenix 10	TC/FE-VIB-0615CP	909,00	<b>1.099,89</b>
	Solid Surface	SS-DE0615CP	964,00	<b>1.166,44</b>
	Evora Quartz   Evora Granite	CO/GR-DE0615CP	964,00	<b>1.166,44</b>
	Glass   Inox	GL-DE0615CP	964,00	<b>1.166,44</b>
	Evora Ceramics   Dekton	CE/LA-DE0615CP	964,00	<b>1.166,44</b>
semi-undermount				
	Straight plywood	HPL-OND-0645CP	1.106,00	<b>1.338,26</b>
	TopCore / Fenix 10	TC/FE-SON-0615CP	909,00	<b>1.099,89</b>
	Solid Wood	MH-SON-0615CP	909,00	<b>1.099,89</b>
undermount				
	TopCore / Fenix 10	TC/FE-OND-0645CP	909,00	<b>1.099,89</b>
	Solid Surface	SS-OND-DE0645CP	964,00	<b>1.166,44</b>
	Solid Wood	MH-OND-0645CP	909,00	<b>1.099,89</b>
	Evora Quartz   Evora Granite	CO/GR-OND-DE0645CP	1.187,00	<b>1.436,27</b>
	Glass	GL-OND-DE0645CP	1.187,00	<b>1.436,27</b>
	Evora Ceramics   Dekton *	CE/LA-OND-DE0645CP	1.187,00	<b>1.436,27</b>
* Note: increased risk of damage from use due to chipping at the sink edge				
separate sink				
	Separate sink	311615CP	616,00	<b>745,36</b>
service parts				
	Strainer plug stainless steel	881018	24,00	<b>29,04</b>
	Overflow plate	881007	19,00	<b>22,99</b>
	Drain set	881015	40,00	<b>48,40</b>
	Space-saving siphon	240060	17,00	<b>20,57</b>
accessories				
	Pan grid	300077	92,00	<b>111,32</b>
	Insert tray	311551CP	166,00	<b>200,86</b>
	Bottom rack	311561CP	92,00	<b>111,32</b>






Sink Lanesto Urban 500 x 400 Gold, full undermount method

Lanesto Urban 500x400 Gold (615GO/645GO)	Description
	Front: <i>flush-mounted</i> 60 mm (with stainless steel 80 mm)
	<i>semi-undermount</i> 80 mm
	<i>Undermount</i> 90 mm
	Minimum cabinet width: 600 mm
	Complete with basket plug and luxury wall landing.
	

installation method	material	order no.	€ excl. VAT	€ incl. VAT
flush installation				
	TopLaminate   DecorTop   Fenix 0.9	SDE-0615GO	821,00	<b>993,41</b>
	TopCore / Fenix 10	TC/FE-VIB-0615GO	909,00	<b>1.099,89</b>
	Solid Surface	SS-DE0615GO	964,00	<b>1.166,44</b>
	Evora Quartz   Evora Granite	CO/GR-DE0615GO	964,00	<b>1.166,44</b>
	Glass   Inox	GL-DE0615GO	964,00	<b>1.166,44</b>
	Evora Ceramics   Dekton	CE/LA-DE0615GO	964,00	<b>1.166,44</b>
semi-undermount				
	Straight plywood	HPL-OND-0645GO	1.106,00	<b>1.338,26</b>
	TopCore / Fenix 10	TC/FE-SON-0615GO	909,00	<b>1.099,89</b>
	Solid Wood	MH-SON-0615GO	909,00	<b>1.099,89</b>
undermount				
	TopCore / Fenix 10	TC/FE-OND-0645GO	909,00	<b>1.099,89</b>
	Solid Surface	SS-OND-DE0645GO	964,00	<b>1.166,44</b>
	Solid Wood	MH-OND-0645GO	909,00	<b>1.099,89</b>
	Evora Quartz   Evora Granite	CO/GR-OND-DE0645GO	1.187,00	<b>1.436,27</b>
	Glass	GL-OND-DE0645GO	1.187,00	<b>1.436,27</b>
	Evora Ceramics   Dekton *	CE/LA-OND-DE0645GO	1.187,00	<b>1.436,27</b>
* Note: increased risk of damage from use due to chipping at the sink edge				
separate sink				
	Separate sink	311615GO	616,00	<b>745,36</b>
service parts				
	Strainer plug stainless steel	881019	24,00	<b>29,04</b>
	Overflow plate	881008	19,00	<b>22,99</b>
	Drain set	881016	40,00	<b>48,40</b>
	Space-saving siphon	240060	17,00	<b>20,57</b>
accessories				
	Pan grid	300078	92,00	<b>111,32</b>
	Insert tray	311551GO	166,00	<b>200,86</b>
	Bottom rack	311561GO	92,00	<b>111,32</b>

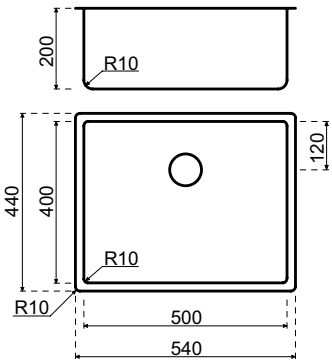


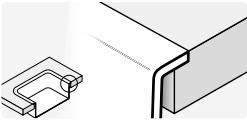
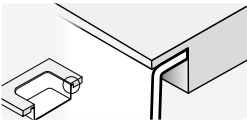
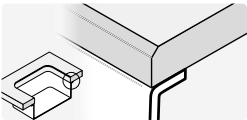


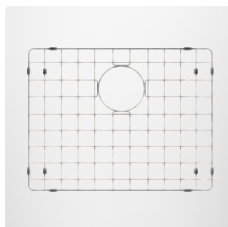
Lanesto Urban 500 x 400 Patinated Brass (615PB/645PB)

Description

Front:	<i>flush-mounted</i>	60 mm (with stainless steel 80 mm)
	<i>semi-undermount</i>	80 mm
	<i>Undermount</i>	90 mm
Minimum cabinet width:		600 mm
Complete with basket plug and luxury wall landing.		



installation method	material	order no.	€ excl. VAT	€ incl. VAT
flush installation				
	TopLaminate   DecorTop   Fenix 0.9	SDE-0615PB	886,00	<b>1.072,06</b>
	TopCore / Fenix 10	TC/FE-VIB-0615PB	974,00	<b>1.178,54</b>
	Solid Surface	SS-DE0615PB	1.029,00	<b>1.245,09</b>
	Evora Quartz   Evora Granite	CO/GR-DE0615PB	1.029,00	<b>1.245,09</b>
	Glass   Inox	GL-DE0615PB	1.029,00	<b>1.245,09</b>
	Evora Ceramics   Dekton	CE/LA-DE0615PB	1.029,00	<b>1.245,09</b>
semi-undermount				
	Straight plywood	HPL-OND-0645PB	1.171,00	<b>1.416,91</b>
	TopCore / Fenix 10	TC/FE-SON-0615PB	974,00	<b>1.178,54</b>
	Solid Wood	MH-SON-0615PB	974,00	<b>1.178,54</b>
Undermount				
	TopCore / Fenix 10	TC/FE-OND-0645PB	974,00	<b>1.178,54</b>
	Solid Surface	SS-OND-DE0645PB	1.029,00	<b>1.245,09</b>
	Solid Wood	MH-OND-0645PB	974,00	<b>1.178,54</b>
	Evora Quartz   Evora Granite	CO/GR-OND-DE0645PB	1.252,00	<b>1.514,92</b>
	Glass	GL-OND-DE0645PB	1.252,00	<b>1.514,92</b>
	Evora Ceramics   Dekton *	CE/LA-OND-DE0645PB	1.252,00	<b>1.514,92</b>
* Note: increased risk of damage from use due to chipping at the sink edge				
separate sink				
	Separate sink	311615PB	681,00	<b>824,01</b>
service parts				
	Strainer plug stainless steel	881026	24,00	<b>29,04</b>
	Overflow plate	881027	19,00	<b>22,99</b>
	Drain set	881028	40,00	<b>48,40</b>
	Space-saving siphon	240060	17,00	<b>20,57</b>
accessories				
	Insert tray	311551PB	185,00	<b>223,85</b>
	Bottom rack	311561PB	92,00	<b>111,32</b>



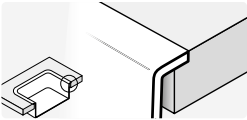
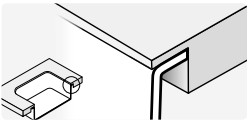
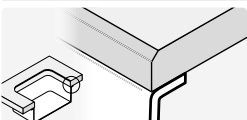


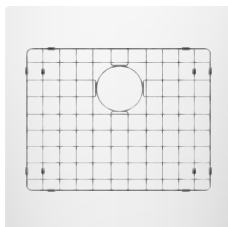



Lanesto Urban 500 x 400 Sturdy Black, flush mounting method

Lanesto Urban 500x400 Sturdy Black (615SB/645SB)		Description
	Front:	<i>flush-mounted</i> 60 mm (with stainless steel 80 mm)
		<i>semi-undermount</i> 80 mm
		<i>Undermount</i> 90 mm
	Minimum cabinet width:	600 mm
	Complete with basket plug and luxury wall landing.	



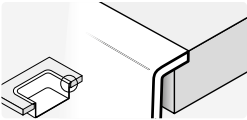
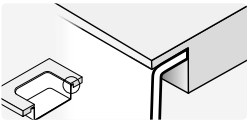
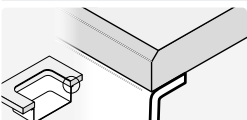
installation method	material	order no.	€ excl. VAT	€ incl. VAT
flush installation				
	TopLaminate   DecorTop   Fenix 0.9	SDE-0615SB	971,00	<b>1.174,91</b>
	TopCore / Fenix 10	TC/FE-VIB-0615SB	1.059,00	<b>1.281,39</b>
	Solid Surface	SS-DE0615SB	1.114,00	<b>1.347,94</b>
	Evora Quartz   Evora Granite	CO/GR-DE0615SB	1.114,00	<b>1.347,94</b>
	Glass   Inox	GL-DE0615SB	1.114,00	<b>1.347,94</b>
	Evora Ceramics   Dekton	CE/LA-DE0615SB	1.114,00	<b>1.347,94</b>
semi-undermount				
	Straight plywood	HPL-OND-0645SB	1.256,00	<b>1.519,76</b>
	TopCore / Fenix 10	TC/FE-SON-0615SB	1.059,00	<b>1.281,39</b>
	Solid Wood	MH-SON-0615SB	1.059,00	<b>1.281,39</b>
undermount				
	TopCore / Fenix 10	TC/FE-OND-0645SB	1.059,00	<b>1.281,39</b>
	Solid Surface	SS-OND-DE0645SB	1.114,00	<b>1.347,94</b>
	Solid Wood	MH-OND-0645SB	1.059,00	<b>1.281,39</b>
	Evora Quartz   Evora Granite	CO/GR-OND-DE0645SB	1.337,00	<b>1.617,77</b>
	Glass	GL-OND-DE0645SB	1.337,00	<b>1.617,77</b>
	Evora Ceramics   Dekton *	CE/LA-OND-DE0645SB	1.337,00	<b>1.617,77</b>
* Note: increased risk of damage from use due to chipping at the sink edge				
separate sink				
	Separate sink	311615SB	766,00	<b>926,86</b>
service parts				
	Strainer plug stainless steel	881024	29,00	<b>35,09</b>
	Overflow plate	881025	23,00	<b>27,83</b>
	Drain set	881023	52,00	<b>62,92</b>
	Space-saving siphon	240060	17,00	<b>20,57</b>
accessories				
	Insert tray	311551SB	226,00	<b>273,46</b>
	Bottom rack	311561SB	122,00	<b>147,62</b>






Sink Lanesto Urban 340 x 400 + 180 x 400 Gun Metal, flush-mount method


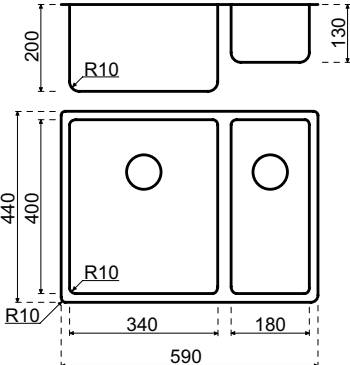
Lanesto Urban 340x400 + 180x400 Gunmetal (618GM/648GM)	Description
	Front: <i>flush-mounted</i> 60 mm (with stainless steel 80 mm)
	<i>semi-undermount</i> 80 mm
	<i>Undermount</i> 90 mm
	Minimum cabinet width: 600 mm*
	*Complete with basket, plug and luxury wall landing. In case of flush installation, cut the carcass to mount the necessary clamps. For explanation see p.15.3

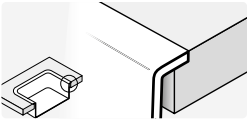
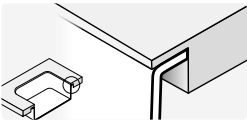
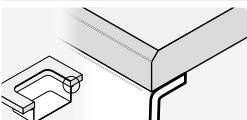
installation method	material	order no.	€ excl. VAT	€ incl. VAT
flush installation				
	TopLaminate   DecorTop   Fenix 0.9	SDE-0618GM	1.139,00	<b>1.378,19</b>
	TopCore / Fenix 10	TC/FE-VIB-0618GM	1.227,00	<b>1.484,67</b>
	Solid Surface	SS-DE0618GM	1.282,00	<b>1.551,22</b>
	Evora Quartz   Evora Granite	CO/GR-DE0618GM	1.282,00	<b>1.551,22</b>
	Glass   Inox	GL-DE0618GM	1.282,00	<b>1.551,22</b>
	Evora Ceramics   Dekton	CE/LA-DE0618GM	1.282,00	<b>1.551,22</b>
semi-undermount				
	Straight plywood	HPL-OND-0648GM	1.424,00	<b>1.723,04</b>
	TopCore / Fenix 10	TC/FE-SON-0618GM	1.227,00	<b>1.484,67</b>
	Solid Wood	MH-SON-0618GM	1.227,00	<b>1.484,67</b>
under-mounted				
	TopCore / Fenix 10	TC/FE-OND-0648GM	1.227,00	<b>1.484,67</b>
	Solid Surface	SS-OND-DE0648GM	1.282,00	<b>1.551,22</b>
	Solid Wood	MH-OND-0648GM	1.227,00	<b>1.484,67</b>
	Evora Quartz   Evora Granite	CO/GR-OND-DE0648GM	1.505,00	<b>1.821,05</b>
	Glass	GL-OND-DE0648GM	1.505,00	<b>1.821,05</b>
	Evora Ceramics   Dekton *	CE/LA-OND-DE0648GM	1.505,00	<b>1.821,05</b>
* Note: increased risk of damage from use due to chipping at the sink edge				
separate sink				
	Separate sink	311618GM	934,00	<b>1.130,14</b>
service parts				
	Strainer plug stainless steel	881017	24,00	<b>29,04</b>
	Overflow plate	881006	19,00	<b>22,99</b>
	Drain set (order 2)	881014	40,00	<b>48,40</b>
	Space-saving siphon	240070	28,00	<b>33,88</b>
accessories				
	Pan grid	300076	92,00	<b>111,32</b>
	Insert tray	311551GM	166,00	<b>200,86</b>






Sink Lanesto Urban 340 x 400 + 180 x 400 Copper, semi-undermount method

Lanesto Urban 340 x 400 + 180 x 400 Copper (618CP/648CP)	Description
	Front: <i>flush-mounted</i> 60 mm (with stainless steel 80 mm)
	<i>semi-undermount</i> 80 mm
	<i>Undermount</i> 90 mm
	Minimum cabinet width: 600 mm*
	*Complete with basket, plug and luxury wall landing. In case of flush installation, cut the carcass to mount the necessary clamps. For explanation see p.15.3
	

installation method	material	order no.	€ excl. VAT	€ incl. VAT
flush installation				
	TopLaminate   DecorTop   Fenix 0.9	SDE-0618CP	1.139,00	<b>1.378,19</b>
	TopCore / Fenix 10	TC/FE-VIB-0618CP	1.227,00	<b>1.484,67</b>
	Solid Surface	SS-DE0618CP	1.282,00	<b>1.551,22</b>
	Evora Quartz   Evora Granite	CO/GR-DE0618CP	1.282,00	<b>1.551,22</b>
	Glass   Inox	GL-DE0618CP	1.282,00	<b>1.551,22</b>
	Evora Ceramics   Dekton	CE/LA-DE0618CP	1.282,00	<b>1.551,22</b>
semi-undermount				
	Straight plywood	HPL-OND-0648CP	1.424,00	<b>1.723,04</b>
	TopCore / Fenix 10	TC/FE-SON-0618CP	1.227,00	<b>1.484,67</b>
	Solid Wood	MH-SON-0618CP	1.227,00	<b>1.484,67</b>
undermount				
	TopCore / Fenix 10	TC/FE-OND-0648CP	1.227,00	<b>1.484,67</b>
	Solid Surface	SS-OND-DE0648CP	1.282,00	<b>1.551,22</b>
	Solid Wood	MH-OND-0648CP	1.227,00	<b>1.484,67</b>
	Evora Quartz   Evora Granite	CO/GR-OND-DE0648CP	1.505,00	<b>1.821,05</b>
	Glass	GL-OND-DE0648CP	1.505,00	<b>1.821,05</b>
	Evora Ceramics   Dekton *	CE/LA-OND-DE0648CP	1.505,00	<b>1.821,05</b>
* Note: increased risk of damage from use due to chipping at the sink edge				
separate sink				
	Separate sink	311618CP	934,00	<b>1.130,14</b>
service parts				
	Strainer plug stainless steel	881018	24,00	<b>29,04</b>
	Overflow plate	881007	19,00	<b>22,99</b>
	Drain set (order 2)	881015	40,00	<b>48,40</b>
	Space-saving siphon	240070	28,00	<b>33,88</b>
accessories				
	Pan grid	300077	92,00	<b>111,32</b>
	Insert tray	311551CP	166,00	<b>200,86</b>

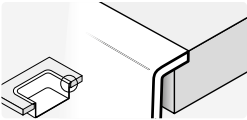
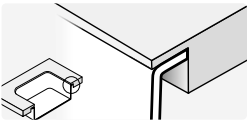
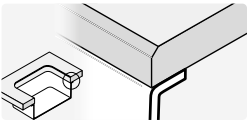






Lanesto Urban sink 340 x 400 + 180 x 400 Gold, flush mounting method

Lanesto Urban 340x400 + 180x400 Gold (618GO/648GO)	Description
	Front: <i>flush-mounted</i> 60 mm (with stainless steel 80 mm)
	<i>semi-undermount</i> 80 mm
	<i>Undermount</i> 90 mm
	Minimum cabinet width: 600 mm*
	*Complete with basket, plug and luxury wall landing. In case of flush installation, cut the carcass to mount the necessary clamps. For explanation see p.15.3
	

installation method	material	order no.	€ excl. VAT	€ incl. VAT
flush installation				
	TopLaminate   DecorTop   Fenix 0.9	SDE-0618GO	1.139,00	<b>1.378,19</b>
	TopCore / Fenix 10	TC/FE-VIB-0618GO	1.227,00	<b>1.484,67</b>
	Solid Surface	SS-DE0618GO	1.282,00	<b>1.551,22</b>
	Evora Quartz   Evora Granite	CO/GR-DE0618GO	1.282,00	<b>1.551,22</b>
	Glass   Inox	GL-DE0618GO	1.282,00	<b>1.551,22</b>
	Evora Ceramics   Dekton	CE/LA-DE0618GO	1.282,00	<b>1.551,22</b>
semi-undermount				
	Straight plywood	HPL-OND-0648GO	1.424,00	<b>1.723,04</b>
	TopCore / Fenix 10	TC/FE-SON-0618GO	1.227,00	<b>1.484,67</b>
	Solid Wood	MH-SON-0618GO	1.227,00	<b>1.484,67</b>
Undermount				
	TopCore / Fenix 10	TC/FE-OND-0648GO	1.227,00	<b>1.484,67</b>
	Solid Surface	SS-OND-DE0648GO	1.282,00	<b>1.551,22</b>
	Solid Wood	MH-OND-0648GO	1.227,00	<b>1.484,67</b>
	Evora Quartz   Evora Granite	CO/GR-OND-DE0648GO	1.505,00	<b>1.821,05</b>
	Glass	GL-OND-DE0648GO	1.505,00	<b>1.821,05</b>
	Evora Ceramics   Dekton *	CE/LA-OND-DE0648GO	1.505,00	<b>1.821,05</b>
* Note: increased risk of damage from use due to chipping at the sink edge				
separate sink				
	Separate sink	311618GO	934,00	<b>1.130,14</b>
service parts				
	Strainer plug stainless steel	881019	24,00	<b>29,04</b>
	Overflow plate	881008	19,00	<b>22,99</b>
	Drain set (order 2)	881016	40,00	<b>48,40</b>
	Space-saving siphon	240060	17,00	<b>20,57</b>
accessories				
	Pan grid	300078	92,00	<b>111,32</b>
	Insert tray	311551GO	166,00	<b>200,86</b>

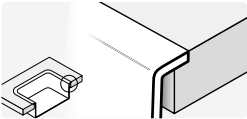
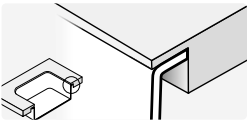
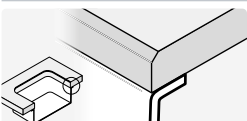






Lanesto Urban 340 x400 + 340 x 400 Gun Metal

Lanesto Urban 340x400 + 340x400 Gunmetal (620GM)	Description
<div data-bbox="201 1612 708 1899"></div> <div data-bbox="134 1989 178 2038"></div>	<div data-bbox="834 1462 1441 1514"><p>Front: <i>flush-mounted</i> 60 mm (with stainless steel 80 mm)</p></div> <div data-bbox="938 1518 1238 1543"><p><i>semi-undermount</i> 80 mm</p></div> <div data-bbox="938 1547 1238 1572"><p><i>Undermount</i> 90 mm</p></div> <div data-bbox="834 1576 1257 1601"><p>Minimum cabinet width: 800 mm*</p></div> <div data-bbox="834 1606 1273 1630"><p>Complete with basket plug and luxury wall landing.</p></div> <div data-bbox="834 1635 1018 1659"><p>Tap hole not possible.</p></div> <div data-bbox="834 1664 1485 1688"><p>*In case of flush installation, cut the carcass to mount the necessary clamps.</p></div> <div data-bbox="834 1693 1061 1718"><p>For explanation see p.15.3</p></div> <div data-bbox="834 1753 1171 2069"></div>

installation method	material	order no.	€ excl. VAT	€ incl. VAT
flush installation				
	TopLaminate   DecorTop   Fenix 0.9	SDE-0620GM	1.196,00	<b>1.447,16</b>
	TopCore / Fenix 10	TC/FE-VIB-0620GM	1.292,00	<b>1.563,32</b>
	Solid Surface	SS-VIB-DE0620GM	1.347,00	<b>1.629,87</b>
	Evora Quartz   Evora Granite	CO/GR-VIB-DE0620GM	1.347,00	<b>1.629,87</b>
	Glass   Inox	GL-VIB-DE0620GM	1.347,00	<b>1.629,87</b>
	Evora Ceramics   Dekton	CE/LA-VIB-DE0620GM	1.347,00	<b>1.629,87</b>
semi-undermount				
	Straight plywood	HPL-OND-0620GM	1.489,00	<b>1.801,69</b>
	TopCore / Fenix 10	TC/FE-SON-0620GM	1.292,00	<b>1.563,32</b>
	Solid Wood	MH-SON-0620GM	1.292,00	<b>1.563,32</b>
under-mounted				
	TopCore / Fenix 10	TC/FE-OND-0620GM	1.292,00	<b>1.563,32</b>
	Solid Surface	SS-OND-DE0620GM	1.347,00	<b>1.629,87</b>
	Solid Wood	MH-OND-0620GM	1.292,00	<b>1.563,32</b>
	Evora Quartz   Evora Granite	CO/GR-OND-DE0620GM	1.570,00	<b>1.899,70</b>
	Glass	GL-OND-DE0620GM	1.570,00	<b>1.899,70</b>
	Evora Ceramics   Dekton *	CE/LA-OND-DE0620GM	1.570,00	<b>1.899,70</b>
* Note: increased risk of damage from use due to chipping at the sink edge				
separate sink				
	Separate sink	311620GM	999,00	<b>1.208,79</b>
service parts				
	Strainer plug stainless steel	881017	24,00	<b>29,04</b>
	Overflow plate	881006	19,00	<b>22,99</b>
	Drain set (order 2)	881014	40,00	<b>48,40</b>
	Space-saving siphon	240070	28,00	<b>33,88</b>



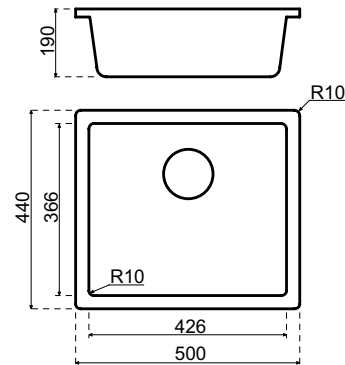
Lanesto Lyse Foggy Black sink, flush mounting method

## Lanesto Lyse Foggy Black 430 x 370 (606/626)

### Description

Front:	<i>flush-mounted</i>	60 mm
	<i>semi-undermount</i>	80 mm
	<i>Undermount</i>	90 mm
Minimum cabinet width:		600 mm

Fybertec sink, complete with black basket plug and luxury overflow. Also suitable as a surface-mounted sink.



installation method	material	order no.	€ excl. VAT	€ incl. VAT
<b>flush installation</b>				
	TopLaminate   DecorTop   Fenix 0.9	SDE-0606	532,00	<b>643,72</b>
	TopCore / Fenix 10	TC/FE-VIB-0606	585,00	<b>707,85</b>
	Solid Surface	SS-DE0606	646,00	<b>781,66</b>
	Evora Quartz   Evora Granite	CO/GR-DE0606	646,00	<b>781,66</b>
	Glass   Inox	GL-DE0606	646,00	<b>781,66</b>
	Evora Ceramics   Dekton	CE/LA-DE0606	646,00	<b>781,66</b>
<b>semi-undermount</b>				
	Straight plywood	HPL-OND-0626	873,00	<b>1.056,33</b>
	TopCore / Fenix 10	TC/FE-SON-0606	585,00	<b>707,85</b>
	Solid Wood	MH-SON-0606	585,00	<b>707,85</b>
<b>undermount</b>				
	TopCore / Fenix 10	TC/FE-OND-0626	676,00	<b>817,96</b>
	Solid Surface	SS-OND-DE0626	731,00	<b>884,51</b>
	Solid Wood	MH-OND-0626	676,00	<b>817,96</b>
	Evora Quartz   Evora Granite	CO/GR-OND-DE0626	840,00	<b>1.016,40</b>
	Glass	GL-OND-DE0626	840,00	<b>1.016,40</b>
	Evora Ceramics   Dekton *	CE/LA-OND-DE0626	840,00	<b>1.016,40</b>
* Note: increased risk of damage from use due to chipping at the sink edge				
<b>separate sink</b>				
	Superstructure/substructure*	311626	383,00	<b>463,43</b>
<b>service parts</b>				
	Strainer plug stainless steel	240019	24,00	<b>29,04</b>
	Overflow plate	240038	18,00	<b>21,78</b>
	Drain set	240029	47,00	<b>56,87</b>
	Space-saving siphon	240060	17,00	<b>20,57</b>

\* The flush-mounted version is not sold separately due to extra processing on the sink (only in combination with a worktop).

## Lanesto Sogne 2.0 400 x 380 black (662)

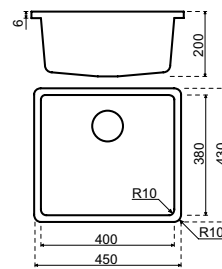


### Description

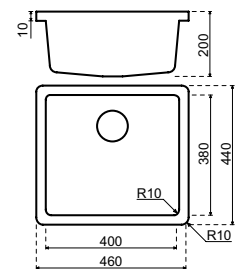
Front: *flush-mounted* 80 mm  
*semi-undermount* 80 mm  
*Undermount* 90 mm  
Minimum cabinet width: 500 mm  
Quartztec sink, complete with black, semi-integrated basket plug and luxury wall overflow. Also suitable as a surface-mounted sink.

**Please note: mounting of the support set is mandatory for flush and (semi)-undermount installation. This set will be supplied (not included in the price). Unless only a separate sink (311662ZVIB/OPB) is ordered.**

#### Flush-mounted



#### Superstructure/substructure



installation method	material	order no.	€ excl. VAT	€ incl. VAT
<b>flush installation</b>				
	Evora Quartz   Evora Granite	CO/GR-VIB-DE0662Z	693,00	<b>838,53</b>
	Evora Ceramics   Dekton	CE/LA-VIB-DE0662Z	693,00	<b>838,53</b>
<b>semi-undermount</b>				
	Straight plywood	HPL-OND-0662Z	920,00	<b>1.113,20</b>
	TopCore / Fenix 10	TC/FE-SON-0662Z	632,00	<b>764,72</b>
	Solid Wood	MH-SON-0662Z	632,00	<b>764,72</b>
<b>Undermount</b>				
	TopCore / Fenix 10	TC/FE-OND-0662Z	723,00	<b>874,83</b>
	Solid Surface	SS-OND-DE0662Z	778,00	<b>941,38</b>
	Solid Wood	MH-OND-0662Z	723,00	<b>874,83</b>
	Evora Quartz   Evora Granite	CO/GR-OND-DE0662Z	887,00	<b>1.073,27</b>
	Glass	GL-OND-DE0662Z	887,00	<b>1.073,27</b>
	Evora Ceramics   Dekton *	CE/LA-OND-DE0662Z	887,00	<b>1.073,27</b>
* Note: increased risk of damage from use due to chipping at the sink edge				
<b>separate sink</b>				
	Flush-mounted	311662ZVIB	430,00	<b>520,30</b>
	Superstructure/substructure	311662ZOPB	430,00	<b>520,30</b>
<b>service parts</b>				
	Strainer plug stainless steel	240019	24,00	<b>29,04</b>
	Overflow plate	240038	18,00	<b>21,78</b>
	Drain set	240053	47,00	<b>56,87</b>
	Space-saving siphon	240060	17,00	<b>20,57</b>
	Support set	DIV-STEUN-GR	94,00	<b>113,74</b>

## Lanesto Sogne 2.0 500 x 380 black (663)

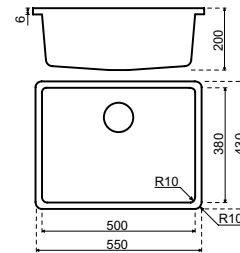


### Description

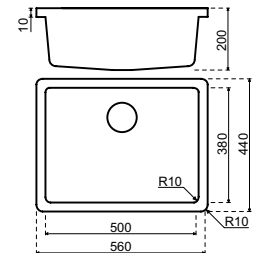
Front: *flush-mounted* 80 mm  
*semi-undermount* 80 mm  
*Undermount* 90 mm  
Minimum cabinet width: 600 mm  
Quartztec sink, complete with black, semi-integrated basket plug and luxury wall overflow. Also suitable as a surface-mounted sink.

**Please note: mounting of the support set is mandatory for flush and (semi)-undermount installation. This set will be supplied (not included in the price). Unless only a separate sink (311663ZVIB/OPB) is ordered.**

#### Flush-mounted



#### Superstructure/substructure



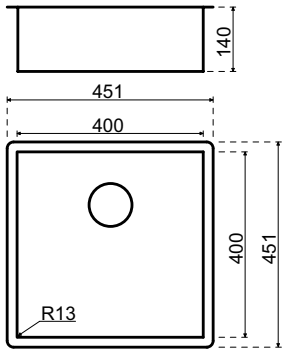
installation method	material	order no.	€ excl. VAT	€ incl. VAT
<b>flush installation</b>				
	Evora Quartz   Evora Granite	CO/GR-VIB-DE0663Z	793,00	<b>959,53</b>
	Evora Ceramics   Dekton	CE/LA-VIB-DE0663Z	793,00	<b>959,53</b>
<b>semi-undermount</b>				
	Straight plywood	HPL-OND-0663Z	935,00	<b>1.131,35</b>
	TopCore / Fenix 10	TC/FE-SON-0663Z	738,00	<b>892,98</b>
	Solid Wood	MH-SON-0663Z	738,00	<b>892,98</b>
<b>undermount</b>				
	TopCore / Fenix 10	TC/FE-OND-0663Z	738,00	<b>892,98</b>
	Solid Surface	SS-OND-DE0663Z	793,00	<b>959,53</b>
	Solid Wood	MH-OND-0663Z	738,00	<b>892,98</b>
	Evora Quartz   Evora Granite	CO/GR-OND-DE0663Z	1.016,00	<b>1.229,36</b>
	Glass	GL-OND-DE0663Z	1.016,00	<b>1.229,36</b>
	Evora Ceramics   Dekton *	CE/LA-OND-DE0663Z	1.016,00	<b>1.229,36</b>
* Note: increased risk of damage from use due to chipping at the sink edge				
<b>separate sink</b>				
	Flush-mounted	311663ZVIB	445,00	<b>538,45</b>
	Superstructure/substructure	311663ZOPB	445,00	<b>538,45</b>
<b>service parts</b>				
	Strainer plug stainless steel	240019	24,00	<b>29,04</b>
	Overflow plate	240038	18,00	<b>21,78</b>
	Drain set	240053	47,00	<b>56,87</b>
	Space-saving siphon	240060	17,00	<b>20,57</b>
	Support set	DIV-STEUN-GR	94,00	<b>113,74</b>

Corian 965 Description




Front: 90 mm  
Minimum cabinet width: 450 mm  
Complete with strainer plug and overflow

**Note: not suitable in combination with boiling water (tap)**



sink only possible in the colours mentioned below



Glacier White



Designer White

installation method	material	order no.	€ excl. VAT	€ incl. VAT
glued seamlessly				
	Glacier White	HM-CO965GW	1.331,00	<b>1.610,51</b>
	Designer White	HM-CO965DW	1.331,00	<b>1.610,51</b>

service parts

Space-saving siphon	240060	17,00	<b>20,57</b>
---------------------	--------	-------	--------------



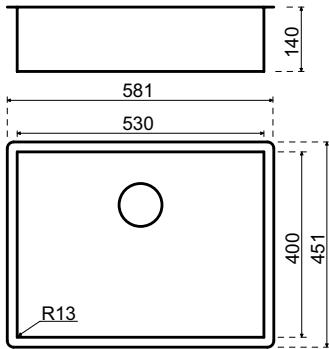
Corian 970

Description




Front: 90 mm  
Minimum cabinet width: 600 mm  
Complete with strainer plug and overflow

**Note: not suitable in combination with boiling water (tap)**



sink only possible in the colours mentioned below



Glacier White



Designer White

installation method	material	order no.	€ excl. VAT	€ incl. VAT
glued seamlessly				
	Glacier White	HM-CO970GW	1.520,00	<b>1.839,20</b>
	Designer White	HM-CO970DW	1.520,00	<b>1.839,20</b>

service parts				
	Space-saving siphon	240060	17,00	<b>20,57</b>



Sink Fenix 500 x 400 Ghost White semi-undermount method

## Fenix 500 x 400

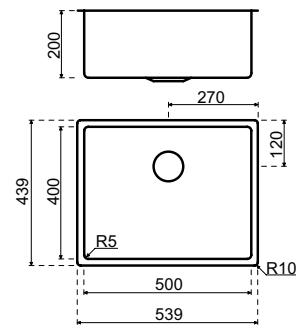


### Description

Front: semi-undermount 90 mm  
Undermount 90 mm  
Minimum cabinet width: 600 mm  
Complete with stainless steel power plug, wall overflow and siphon

### Attention:

- > not suitable in combination with boiling water (tap)
- > Installation of the supplied support set (not included in the price) is mandatory.



sink only possible in the colours mentioned below



Beige Arizona \* Bold Black Cast Iron Castoro Ottawa \* Forest Green \* Ghost White Gray Land \* Night Blue \* Pure Brown \*

\* These sinks are not in stock. Delivery time approximately 6 weeks

installation method	material	order no.	€ excl. VAT	€ incl. VAT
	Beige Arizona	FE-SON-5040-BEA	1.550,00	<b>1.875,50</b>
	Bold Black	FE-SON-5040-BOB	1.440,00	<b>1.742,40</b>
	Cast Iron	FE-SON-5040-CAI	1.440,00	<b>1.742,40</b>
	Castoro Ottawa	FE-SON-5040-CAO	1.550,00	<b>1.875,50</b>
	Forest Green	FE-SON-5040-FOG	1.550,00	<b>1.875,50</b>
	Ghost White	FE-SON-5040-GOW	1.440,00	<b>1.742,40</b>
	Gray Land	FE-SON-5040-GRL	1.550,00	<b>1.875,50</b>
	Night Blue	FE-SON-5040-NIB	1.550,00	<b>1.875,50</b>
	Pure Brown	FE-SON-5040-PUB	1.550,00	<b>1.875,50</b>
	Beige Arizona	FE-OND-5040-BEA	1.550,00	<b>1.875,50</b>
	Bold Black	FE-OND-5040-BOB	1.440,00	<b>1.742,40</b>
	Cast Iron	FE-OND-5040-CAI	1.440,00	<b>1.742,40</b>
	Castoro Ottawa	FE-OND-5040-CAO	1.550,00	<b>1.875,50</b>
	Forest Green	FE-OND-5040-FOG	1.550,00	<b>1.875,50</b>
	Ghost White	FE-OND-5040-GOW	1.440,00	<b>1.742,40</b>
	Gray Land	FE-OND-5040-GRL	1.550,00	<b>1.875,50</b>
	Night Blue	FE-OND-5040-NIB	1.550,00	<b>1.875,50</b>
	Pure Brown	FE-OND-5040-PUB	1.550,00	<b>1.875,50</b>
service parts				
	Space-saving siphon	240060	17,00	<b>20,57</b>
	Support set	DIV-STEUN-GR	94,00	<b>113,74</b>

## Lanesto Stone 450 flat base

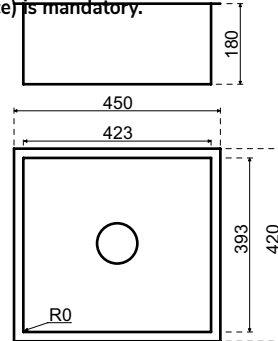


### Description

Front: *mitered* 90 mm  
*Undermount* 90 mm  
 Minimum cabinet width: 500 mm  
 Stone sink complete with basket plug and overflow. Without slope.  
 Available in all worktop colors.

Suitable in combination with boiling water tap, with the exception of the composite version.

Please note: mounting of the supplied support set (not included in the price) is mandatory.



installation method	material	order no.	€ excl. VAT	€ incl. VAT
<b>mitered</b>				
	Evora Quartz	CO-4542VERSTEK	1.970,00	<b>2.383,70</b>
	Evora Granite	GR12-4542VERSTEK	1.970,00	<b>2.383,70</b>
	Evora Ceramics	CER-4542VERSTEK	1.970,00	<b>2.383,70</b>
	Dekton	DE-4542VERSTEK	1.970,00	<b>2.383,70</b>
<b>Undermount</b>				
	Evora Quartz	CO-4542STEEN	1.412,00	<b>1.708,52</b>
	Evora Granite	GR12-4542STEEN	1.412,00	<b>1.708,52</b>
	Evora Ceramics *	CER-4542STEEN	1.412,00	<b>1.708,52</b>
	Dekton *	DE-4542STEEN	1.412,00	<b>1.708,52</b>
* Note: increased risk of damage from use due to chipping at the sink edge				

This sink can also be combined with a pvd drain set.  
 You need to order this extra (see service parts below).

### separate sink

	Separate sink	xx-4542LOS	955,00	<b>1.155,55</b>
--	---------------	------------	--------	-----------------

### service parts

Strainer plug stainless steel	240018	18,00	<b>21,78</b>
Overflow plate	240027	14,00	<b>16,94</b>
Magnacap	240034	15,00	<b>18,15</b>
Drain kit stainless steel	240031	35,00	<b>42,35</b>
Drain set Gun Metal	240039GM	72,00	<b>87,12</b>
Drain set Copper	240039CP	72,00	<b>87,12</b>
Drain set Gold	240039GO	72,00	<b>87,12</b>
Space-saving siphon	240060	17,00	<b>20,57</b>
Support set	DIV-STEUN-GR	94,00	<b>113,74</b>

## Lanesto Stone 450 envelope bottom

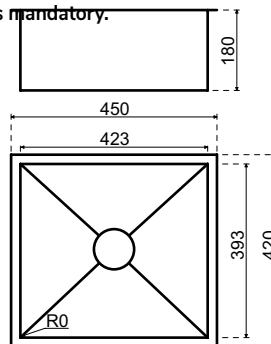


### Description

Front: *mitered* 90 mm  
*Undermount* 90 mm  
 Minimum cabinet width: 500 mm  
 Stone sink complete with basket plug and overflow  
 Available in all worktop colors.

Suitable in combination with boiling water tap, with the exception of the composite version.

Please note: mounting of the supplied support set (not included in the price) is mandatory.



installation method	material	order no.	€ excl. VAT	€ incl. VAT
<b>mitered</b>				
	Evora Quartz	CO-4542EVERSTEK	2.170,00	<b>2.625,70</b>
	Evora Granite	GR12-4542EVERSTEK	2.170,00	<b>2.625,70</b>
	Evora Ceramics	CER-4542EVERSTEK	2.170,00	<b>2.625,70</b>
	Dekton	DE-4542EVERSTEK	2.170,00	<b>2.625,70</b>
<b>undermount</b>				
	Evora Quartz	CO-4542ESTEEN	1.612,00	<b>1.950,52</b>
	Evora Granite	GR12-4542ESTEEN	1.612,00	<b>1.950,52</b>
	Evora Ceramics *	CER-4542ESTEEN	1.612,00	<b>1.950,52</b>
	Dekton *	DE-4542ESTEEN	1.612,00	<b>1.950,52</b>
* Note: increased risk of damage from use due to chipping at the sink edge				

This sink can also be combined with a pvd drain set.  
 You need to order this extra (see service parts below).

### separate sink



Separate sink	xx-4542ELOS	1.155,00	<b>1.397,55</b>
---------------	-------------	----------	-----------------

### service parts

Strainer plug stainless steel	240018	18,00	<b>21,78</b>
Overflow plate	240027	14,00	<b>16,94</b>
Magnacap	240034	15,00	<b>18,15</b>
Drain kit stainless steel	240031	35,00	<b>42,35</b>
Drain set Gun Metal	240039GM	72,00	<b>87,12</b>
Drain set Copper	240039CP	72,00	<b>87,12</b>
Drain set Gold	240039GO	72,00	<b>87,12</b>
Space-saving siphon	240060	17,00	<b>20,57</b>
Support set	DIV-STEUN-GR	94,00	<b>113,74</b>

## Lanesto Stone 500 flat bottom



### Description

Front: *mitered* 90 mm

*Undermount* 90 mm

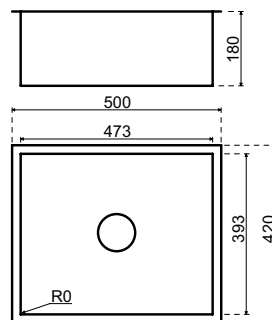
Minimum cabinet width: 600 mm

Stone sink complete with basket plug and overflow. Without slope.

Available in all worktop colors.

**Suitable in combination with boiling water tap, with the exception of the composite version.**

**Please note: mounting of the supplied support set (not included in the price) is mandatory.**



installation method	material	order no.	€ excl. VAT	€ incl. VAT
<b>mitered</b>				
	Evora Quartz	CO-5042VERSTEK	2.133,00	<b>2.580,93</b>
	Evora Granite	GR12-5042VERSTEK	2.133,00	<b>2.580,93</b>
	Evora Ceramics	CER-5042VERSTEK	2.133,00	<b>2.580,93</b>
	Dekton	DE-5042VERSTEK	2.133,00	<b>2.580,93</b>
<b>Undermount</b>				
	Evora Quartz	CO-5042STEEN	1.559,00	<b>1.886,39</b>
	Evora Granite	GR12-5042STEEN	1.559,00	<b>1.886,39</b>
	Evora Ceramics *	CER-5042STEEN	1.559,00	<b>1.886,39</b>
	Dekton *	DE-5042STEEN	1.559,00	<b>1.886,39</b>
* Note: increased risk of damage from use due to chipping at the sink edge				

This sink can also be combined with a pvd drain set.  
You need to order this extra (see service parts below).

### separate sink



Separate sink

xx-5042LOS

988,00

**1.195,48**

### service parts

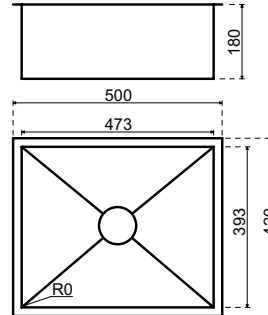
Strainer plug stainless steel	240018	18,00	<b>21,78</b>
Overflow plate	240027	14,00	<b>16,94</b>
Magnacap	240034	15,00	<b>18,15</b>
Drain kit stainless steel	240031	35,00	<b>42,35</b>
Drain set Gun Metal	240039GM	72,00	<b>87,12</b>
Drain set Copper	240039CP	72,00	<b>87,12</b>
Drain set Gold	240039GO	72,00	<b>87,12</b>
Space-saving siphon	240060	17,00	<b>20,57</b>
Support set	DIV-STEUN-GR	94,00	<b>113,74</b>

## Lanesto Stone 500 envelope bottom



### Description

Front: *mitered* 90 mm  
*Undermount* 90 mm  
 Minimum cabinet width: 600 mm  
 Stone sink complete with basket plug and overflow  
 Available in all worktop colors.  
**Suitable in combination with boiling water tap, with the exception of the composite version.**  
**Please note: mounting of the supplied support set (not included in the price) is mandatory.**



installation method	material	order no.	€ excl. VAT	€ incl. VAT
<b>mitered</b>				
	Evora Quartz	CO-5042EVERSTEK	2.333,00	<b>2.822,93</b>
	Evora Granite	GR12-5042EVERSTEK	2.333,00	<b>2.822,93</b>
	Evora Ceramics	CER-5042EVERSTEK	2.333,00	<b>2.822,93</b>
	Dekton	DE-5042EVERSTEK	2.333,00	<b>2.822,93</b>
<b>undermount</b>				
	Evora Quartz	CO-5042ESTEEN	1.759,00	<b>2.128,39</b>
	Evora Granite	GR12-5042ESTEEN	1.759,00	<b>2.128,39</b>
	Evora Ceramics *	CER-5042ESTEEN	1.759,00	<b>2.128,39</b>
	Dekton *	DE-5042ESTEEN	1.759,00	<b>2.128,39</b>
* Note: increased risk of damage from use due to chipping at the sink edge				

This sink can also be combined with a pvd drain set.  
 You need to order this extra (see service parts below).

<b>separate sink</b>				
	Separate sink	xx-5042ELOS	1.188,00	<b>1.437,48</b>
<b>service parts</b>				
	Strainer plug stainless steel	240018	18,00	<b>21,78</b>
	Overflow plate	240027	14,00	<b>16,94</b>
	Magnacap	240034	15,00	<b>18,15</b>
	Drain kit stainless steel	240031	35,00	<b>42,35</b>
	Drain set Gun Metal	240039GM	72,00	<b>87,12</b>
	Drain set Copper	240039CP	72,00	<b>87,12</b>
	Drain set Gold	240039GO	72,00	<b>87,12</b>
	Space-saving siphon	240060	17,00	<b>20,57</b>
	Support set	DIV-STEUN-GR	94,00	<b>113,74</b>

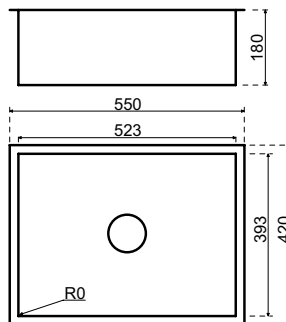


## Lanesto Stone 550 flat bottom



### Description

Front: *mitered* 90 mm  
*Undermount* 90 mm  
 Minimum cabinet width: 600 mm  
 Stone sink complete with basket plug and overflow. Without slope.  
 Available in all worktop colors.  
**Suitable in combination with boiling water tap, with the exception of the composite version.**  
**Please note: mounting of the supplied support set (not included in the price) is mandatory.**



installation method	material	order no.	€ excl. VAT	€ incl. VAT
<b>mitered</b>				
	Evora Quartz	CO-5542VERSTEK	2.167,00	<b>2.622,07</b>
	Evora Granite	GR12-5542VERSTEK	2.167,00	<b>2.622,07</b>
	Evora Ceramics	CER-5542VERSTEK	2.167,00	<b>2.622,07</b>
	Dekton	DE-5542VERSTEK	2.167,00	<b>2.622,07</b>
<b>undermount</b>				
	Evora Quartz	CO-5542STEEN	1.593,00	<b>1.927,53</b>
	Evora Granite	GR12-5542STEEN	1.593,00	<b>1.927,53</b>
	Evora Ceramics *	CER-5542STEEN	1.593,00	<b>1.927,53</b>
	Dekton *	DE-5542STEEN	1.593,00	<b>1.927,53</b>
* Note: increased risk of damage from use due to chipping at the sink edge				

This sink can also be combined with a pvd drain set.  
 You need to order this extra (see service parts below).

### separate sink



Separate sink

xx-5542LOS

1.022,00

**1.236,62**

### service parts

Strainer plug stainless steel	240018	18,00	<b>21,78</b>
Overflow plate	240027	14,00	<b>16,94</b>
Magnacap	240034	15,00	<b>18,15</b>
Drain kit stainless steel	240031	35,00	<b>42,35</b>
Drain set Gun Metal	240039GM	72,00	<b>87,12</b>
Drain set Copper	240039CP	72,00	<b>87,12</b>
Drain set Gold	240039GO	72,00	<b>87,12</b>
Space-saving siphon	240060	17,00	<b>20,57</b>
Support set	DIV-STEUN-GR	94,00	<b>113,74</b>

## Lanesto Stone 550 envelope bottom



### Description

Front: *mitered* 90 mm

*Undermount* 90 mm

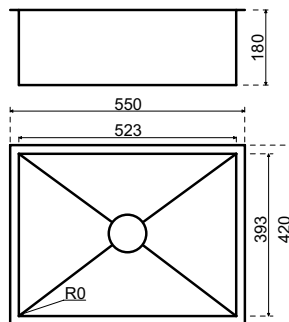
Minimum cabinet width: 600 mm

Stone sink complete with basket plug and overflow

Available in all worktop colors.

**Suitable in combination with boiling water tap, with the exception of the composite version.**

**Please note: mounting of the supplied support set (not included in the price) is mandatory.**



installation method	material	order no.	€ excl. VAT	€ incl. VAT
<b>mitered</b>				
	Evora Quartz	CO-5542EVERSTEK	2.367,00	<b>2.864,07</b>
	Evora Granite	GR12-5542EVERSTEK	2.367,00	<b>2.864,07</b>
	Evora Ceramics	CER-5542EVERSTEK	2.367,00	<b>2.864,07</b>
	Dekton	DE-5542EVERSTEK	2.367,00	<b>2.864,07</b>
<b>undermount</b>				
	Evora Quartz	CO-5542ESTEEN	1.793,00	<b>2.169,53</b>
	Evora Granite	GR12-5542ESTEEN	1.793,00	<b>2.169,53</b>
	Evora Ceramics *	CER-5542ESTEEN	1.793,00	<b>2.169,53</b>
	Dekton *	DE-5542ESTEEN	1.793,00	<b>2.169,53</b>
* Note: increased risk of damage from use due to chipping at the sink edge				

This sink can also be combined with a pvd drain set.  
You need to order this extra (see service parts below).

### separate sink



Separate sink

xx-5542ELOS

1.222,00

**1.478,62**

### service parts

Strainer plug stainless steel	240018	18,00	<b>21,78</b>
Overflow plate	240027	14,00	<b>16,94</b>
Magnacap	240034	15,00	<b>18,15</b>
Drain kit stainless steel	240031	35,00	<b>42,35</b>
Drain set Gun Metal	240039GM	72,00	<b>87,12</b>
Drain set Copper	240039CP	72,00	<b>87,12</b>
Drain set Gold	240039GO	72,00	<b>87,12</b>
Space-saving siphon	240060	17,00	<b>20,57</b>
Support set	DIV-STEUN-GR	94,00	<b>113,74</b>

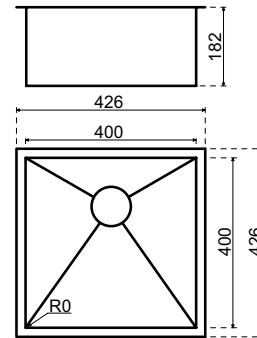
## Lanesto Idro 400 x 400



### Description

Front: *mitered* 90 mm  
*Undermount* 90 mm  
 Minimum cabinet width: 450 mm  
 Stone sink complete with basket plug and overflow. The bottom of the sink is made of stainless steel. Available in all worktop colours.

**Please note: mounting of the supplied support set (not included in the price) is mandatory.**



installation method	material	order no.	€ excl. VAT	€ incl. VAT
<b>mitered</b>				
	Evora Quartz	CO-400400SV	1.903,00	<b>2.302,63</b>
	Evora Granite	GR12-400400SV	1.903,00	<b>2.302,63</b>
	Evora Ceramics	CER-400400SV	1.903,00	<b>2.302,63</b>
	Dekton	DE-400400SV	1.903,00	<b>2.302,63</b>
<b>undermount</b>				
	Evora Quartz	CO-400400S	1.345,00	<b>1.627,45</b>
	Evora Granite	GR12-400400S	1.345,00	<b>1.627,45</b>
	Evora Ceramics *	CER-400400S	1.345,00	<b>1.627,45</b>
	Dekton *	DE-400400S	1.345,00	<b>1.627,45</b>
* Note: increased risk of damage from use due to chipping at the sink edge				
<b>glued seamlessly</b>				
	Solid Surface	HM-400400S	1.885,00	<b>2.280,85</b>
<b>separate sink</b>				
	Separate sink	xx-400400SLOS	888,00	<b>1.074,48</b>
<b>service parts</b>				
	Strainer plug stainless steel	240018	18,00	<b>21,78</b>
	Overflow plate	240027	14,00	<b>16,94</b>
	Drain set	240031	35,00	<b>42,35</b>
	Space-saving siphon	240060	17,00	<b>20,57</b>
	Support set	DIV-STEUN-GR	94,00	<b>113,74</b>

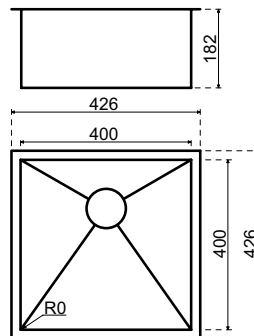
## Lanesto Idro 400 x 400 - Gun Metal



### Description

Front: *mitered* 90 mm  
*Undermount* 90 mm  
 Minimum cabinet width: 450 mm  
 Stone sink complete with basket plug and overflow.  
 The bottom of the sink is Gun Metal. Available in all worktop colours.

Please note: mounting of the supplied support set (not included in the price) is mandatory.



installation method	material	order no.	€ excl. VAT	€ incl. VAT
<b>mitered</b>				
	Evora Quartz	CO-400400GMSV	2.153,00	<b>2.605,13</b>
	Evora Granite	GR12-400400GMSV	2.153,00	<b>2.605,13</b>
	Evora Ceramics	CER-400400GMSV	2.153,00	<b>2.605,13</b>
	Dekton	DE-400400GMSV	2.153,00	<b>2.605,13</b>
<b>undermount</b>				
	Evora Quartz	CO-400400GMS	1.595,00	<b>1.929,95</b>
	Evora Granite	GR12-400400GMS	1.595,00	<b>1.929,95</b>
	Evora Ceramics *	CER-400400GMS	1.595,00	<b>1.929,95</b>
	Dekton *	DE-400400GMS	1.595,00	<b>1.929,95</b>
* Note: increased risk of damage from use due to chipping at the sink edge				
<b>glued seamlessly</b>				
	Solid Surface	HM-400400GMS	2.135,00	<b>2.583,35</b>
<b>separate sink</b>				
	Separate sink	xx-400400GMSLOS	1.138,00	<b>1.376,98</b>
<b>service parts</b>				
	Strainer plug stainless steel	240036GM	38,00	<b>45,98</b>
	Overflow plate	240048	18,00	<b>21,78</b>
	Drain set	240039GM	72,00	<b>87,12</b>
	Space-saving siphon	240060	17,00	<b>20,57</b>
	Support set	DIV-STEUN-GR	94,00	<b>113,74</b>

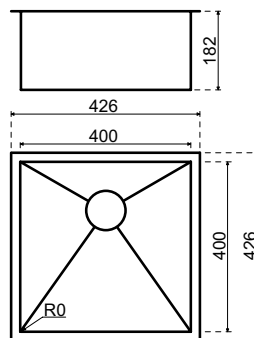
## Lanesto Idro 400 x 400 - Copper



### Description

Front: *mitered* 90 mm  
*Undermount* 90 mm  
 Minimum cabinet width: 450 mm  
 Stone sink complete with basket plug and overflow. The bottom of the sink is Copper. Available in all worktop colours.

Please note: mounting of the supplied support set (not included in the price) is mandatory.



installation method	material	order no.	€ excl. VAT	€ incl. VAT
<b>mitered</b>				
	Evora Quartz	CO-400400CPSV	2.153,00	<b>2.605,13</b>
	Evora Granite	GR12-400400CPSV	2.153,00	<b>2.605,13</b>
	Evora Ceramics	CER-400400CPSV	2.153,00	<b>2.605,13</b>
	Dekton	DE-400400CPSV	2.153,00	<b>2.605,13</b>
<b>undermount</b>				
	Evora Quartz	CO-400400CPS	1.595,00	<b>1.929,95</b>
	Evora Granite	GR12-400400CPS	1.595,00	<b>1.929,95</b>
	Evora Ceramics *	CER-400400CPS	1.595,00	<b>1.929,95</b>
	Dekton *	DE-400400CPS	1.595,00	<b>1.929,95</b>
* Note: increased risk of damage from use due to chipping at the sink edge				
<b>glued seamlessly</b>				
	Solid Surface	HM-400400CPS	2.135,00	<b>2.583,35</b>
<b>separate sink</b>				
	Separate sink	xx-400400CPSLOS	1.138,00	<b>1.376,98</b>
<b>service parts</b>				
	Strainer plug stainless steel	240036CP	38,00	<b>45,98</b>
	Overflow plate	240047	18,00	<b>21,78</b>
	Drain set	240039CP	72,00	<b>87,12</b>
	Space-saving siphon	240060	17,00	<b>20,57</b>
	Support set	DIV-STEUN-GR	94,00	<b>113,74</b>

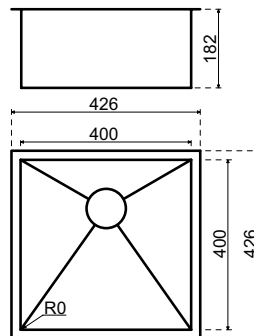
## Lanesto Idro 400 x 400 - Gold



### Description

Front: *mitered* 90 mm  
*Undermount* 90 mm  
 Minimum cabinet width: 450 mm  
 Stone sink complete with basket plug and overflow. The bottom of the sink is Gold. Available in all worktop colours.

Please note: mounting of the supplied support set (not included in the price) is mandatory.



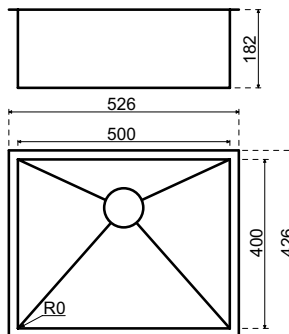
installation method	material	order no.	€ excl. VAT	€ incl. VAT
<b>mitered</b>				
	Evora Quartz	CO-400400GOSV	2.153,00	<b>2.605,13</b>
	Evora Granite	GR12-400400GOSV	2.153,00	<b>2.605,13</b>
	Evora Ceramics	CER-400400GOSV	2.153,00	<b>2.605,13</b>
	Dekton	DE-400400GOSV	2.153,00	<b>2.605,13</b>
<b>undermount</b>				
	Evora Quartz	CO-400400GOS	1.595,00	<b>1.929,95</b>
	Evora Granite	GR12-400400GOS	1.595,00	<b>1.929,95</b>
	Evora Ceramics *	CER-400400GOS	1.595,00	<b>1.929,95</b>
	Dekton *	DE-400400GOS	1.595,00	<b>1.929,95</b>
* Note: increased risk of damage from use due to chipping at the sink edge				
<b>glued seamlessly</b>				
	Solid Surface	HM-400400GOS	2.135,00	<b>2.583,35</b>
<b>separate sink</b>				
	Separate sink	xx-400400GOSLOS	1.138,00	<b>1.376,98</b>
<b>service parts</b>				
	Strainer plug stainless steel	240036GO	38,00	<b>45,98</b>
	Overflow plate	240049	18,00	<b>21,78</b>
	Drain set	240039GO	72,00	<b>87,12</b>
	Space-saving siphon	240060	17,00	<b>20,57</b>
	Support set	DIV-STEUN-GR	94,00	<b>113,74</b>

## Lanesto Idro 500 x 400

### Description

Front: *mitered* 90 mm  
*Undermount* 90 mm  
 Minimum cabinet width: 600 mm  
 Stone sink complete with basket plug and overflow. The bottom of the sink is made of stainless steel. Available in all worktop colours.

**Please note: mounting of the supplied support set (not included in the price) is mandatory.**



installation method	material	order no.	€ excl. VAT	€ incl. VAT
<b>mitered</b>				
	Evora Quartz	CO-500400SV	2.067,00	<b>2.501,07</b>
	Evora Granite	GR12-500400SV	2.067,00	<b>2.501,07</b>
	Evora Ceramics	CER-500400SV	2.067,00	<b>2.501,07</b>
	Dekton	DE-500400SV	2.067,00	<b>2.501,07</b>
<b>Undermount</b>				
	Evora Quartz	CO-500400S	1.493,00	<b>1.806,53</b>
	Evora Granite	GR12-500400S	1.493,00	<b>1.806,53</b>
	Evora Ceramics *	CER-500400S	1.493,00	<b>1.806,53</b>
	Dekton *	DE-500400S	1.493,00	<b>1.806,53</b>
* Note: increased risk of damage from use due to chipping at the sink edge				
<b>glued seamlessly</b>				
	Solid Surface	HM-500400s	1.945,00	<b>2.353,45</b>
<b>separate sink</b>				
	Separate sink	xx-500400SLOS	922,00	<b>1.115,62</b>
<b>service parts</b>				
	Strainer plug stainless steel	240018	18,00	<b>21,78</b>
	Overflow plate	240027	14,00	<b>16,94</b>
	Drain set	240031	35,00	<b>42,35</b>
	Space-saving siphon	240060	17,00	<b>20,57</b>
	Support set	DIV-STEUN-GR	94,00	<b>113,74</b>

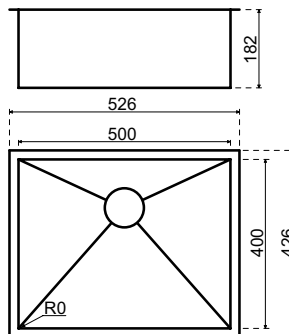


## Lanesto Idro 500 x 400 - Gun Metal

### Description

Front: *mitered* 90 mm  
*Undermount* 90 mm  
 Minimum cabinet width: 600 mm  
 Stone sink complete with basket plug and overflow.  
 The bottom of the sink is Gun Metal Available in all worktop colours.

**Please note: mounting of the supplied support set (not included in the price) is mandatory.**



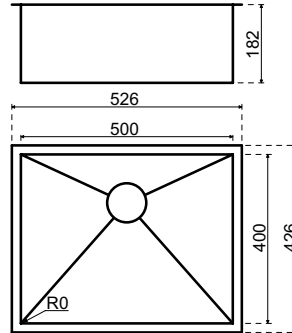
installation method	material	order no.	€ excl. VAT	€ incl. VAT
<b>mitered</b>				
	Evora Quartz	CO-500400GMSV	2.317,00	<b>2.803,57</b>
	Evora Granite	GR12-500400GMSV	2.317,00	<b>2.803,57</b>
	Evora Ceramics	CER-500400GMSV	2.317,00	<b>2.803,57</b>
	Dekton	DE-500400GMSV	2.317,00	<b>2.803,57</b>
<b>Undermount</b>				
	Evora Quartz	CO-500400GMS	1.743,00	<b>2.109,03</b>
	Evora Granite	GR12-500400GMS	1.743,00	<b>2.109,03</b>
	Evora Ceramics *	CER-500400GMS	1.743,00	<b>2.109,03</b>
	Dekton *	DE-500400GMS	1.743,00	<b>2.109,03</b>
* Note: increased risk of damage from use due to chipping at the sink edge				
<b>glued seamlessly</b>				
	Solid Surface	HM-500400GMS	2.195,00	<b>2.655,95</b>
<b>separate sink</b>				
	Separate sink	xx-500400GMSLOS	1.172,00	<b>1.418,12</b>
<b>service parts</b>				
	Strainer plug stainless steel	240036GM	38,00	<b>45,98</b>
	Overflow plate	240048	18,00	<b>21,78</b>
	Drain set	240039GM	72,00	<b>87,12</b>
	Space-saving siphon	240060	17,00	<b>20,57</b>
	Support set	DIV-STEUN-GR	94,00	<b>113,74</b>

## Lanesto Idro 500 x 400 - Copper

### Description

Front: *mitered* 90 mm  
*Undermount* 90 mm  
 Minimum cabinet width: 600 mm  
 Stone sink complete with basket plug and overflow. The bottom of the sink is Copper. Available in all worktop colours.

**Please note: mounting of the supplied support set (not included in the price) is mandatory.**



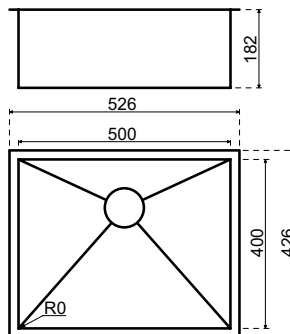
installation method	material	order no.	€ excl. VAT	€ incl. VAT
<b>mitered</b>				
	Evora Quartz	CO-500400CPSV	2.317,00	<b>2.803,57</b>
	Evora Granite	GR12-500400CPSV	2.317,00	<b>2.803,57</b>
	Evora Ceramics	CER-500400CPSV	2.317,00	<b>2.803,57</b>
	Dekton	DE-500400CPSV	2.317,00	<b>2.803,57</b>
<b>Undermount</b>				
	Evora Quartz	CO-500400CPS	1.743,00	<b>2.109,03</b>
	Evora Granite	GR12-500400CPS	1.743,00	<b>2.109,03</b>
	Evora Ceramics *	CER-500400CPS	1.743,00	<b>2.109,03</b>
	Dekton *	DE-500400CPS	1.743,00	<b>2.109,03</b>
* Note: increased risk of damage from use due to chipping at the sink edge				
<b>glued seamlessly</b>				
	Solid Surface	HM-500400CPS	2.195,00	<b>2.655,95</b>
<b>separate sink</b>				
	Separate sink	xx-500400CPSLOS	1.172,00	<b>1.418,12</b>
<b>service parts</b>				
	Strainer plug stainless steel	240036CP	38,00	<b>45,98</b>
	Overflow plate	240047	18,00	<b>21,78</b>
	Drain set	240039CP	72,00	<b>87,12</b>
	Space-saving siphon	240060	17,00	<b>20,57</b>
	Support set	DIV-STEUN-GR	94,00	<b>113,74</b>

## Lanesto Idro 500 x 400 - Gold

### Description

Front: *mitered* 90 mm  
*Undermount* 90 mm  
 Minimum cabinet width: 600 mm  
 Stone sink complete with basket plug and overflow. The bottom of the sink is Gold. Available in all worktop colours.

**Please note: mounting of the supplied support set (not included in the price) is mandatory.**



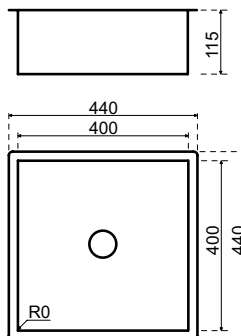
installation method	material	order no.	€ excl. VAT	€ incl. VAT
<b>mitered</b>				
	Evora Quartz	CO-500400GOSV	2.317,00	<b>2.803,57</b>
	Evora Granite	GR12-500400GOSV	2.317,00	<b>2.803,57</b>
	Evora Ceramics	CER-500400GOSV	2.317,00	<b>2.803,57</b>
	Dekton	DE-500400GOSV	2.317,00	<b>2.803,57</b>
<b>undermount</b>				
	Evora Quartz	CO-500400GOS	1.743,00	<b>2.109,03</b>
	Evora Granite	GR12-500400GOS	1.743,00	<b>2.109,03</b>
	Evora Ceramics *	CER-500400GOS	1.743,00	<b>2.109,03</b>
	Dekton *	DE-500400GOS	1.743,00	<b>2.109,03</b>
* Note: increased risk of damage from use due to chipping at the sink edge				
<b>glued seamlessly</b>				
	Solid Surface	HM-500400GOS	2.195,00	<b>2.655,95</b>
<b>separate sink</b>				
	Separate sink	xx-500400GOSLOS	1.172,00	<b>1.418,12</b>
<b>service parts</b>				
	Strainer plug stainless steel	240036GO	38,00	<b>45,98</b>
	Overflow plate	240049	18,00	<b>21,78</b>
	Drain set	240039GO	72,00	<b>87,12</b>
	Space-saving siphon	240060	17,00	<b>20,57</b>
	Support set	DIV-STEUN-GR	94,00	<b>113,74</b>

## Lanesto Tiled sink 400 chrome

### Description

Front: 90 mm  
 Minimum cabinet width: 450 mm  
 Tile size: 50 x 50 mm  
 Stone sink complete with basket plug (chrome) and wall overflow  
 Possible in combination with boiling water tap


Please note: mounting of the supplied support set (not included in the price) is mandatory.




the tile colors (standard color combination is Blanc + Noir, for different combinations state on the order)



Blanc



Noir




Antracite



Ivoire



Gris uni



Rouge

installation method	material	order no.	€ excl. VAT	€ incl. VAT
 under-mounted	TopCore / Fenix 10	TC/FE-OND-TB005ZW	1.185,00	<b>1.433,85</b>
	Solid Wood	MH-TB005ZW	1.185,00	<b>1.433,85</b>
	Composite / Granite	CO/GR-TB005ZW	1.349,00	<b>1.632,29</b>
	Ceramics   Dekton *	CE/LA-TB005ZW	1.349,00	<b>1.632,29</b>
	* Note: increased risk of damage from use due to chipping at the sink edge			

15

### separate sink

Blanc - Noir	STB-TB005ZWL	892,00	<b>1.079,32</b>
Other colours	STB-TB005OVL	877,00	<b>1.061,17</b>

### service parts

Space-saving siphon	240060	17,00	<b>20,57</b>
Support set	DIV-STEUN-GR	94,00	<b>113,74</b>

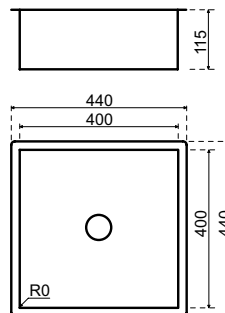
## Lanesto Tiled sink 400 brass



### Description

Front: 90 mm  
Minimum cabinet width: 450 mm  
Tile size: 50 x 50 mm  
Stone sink complete with brass drain with odor trap, without overflow.  
Possible in combination with boiling water tap

**Please note: mounting of the supplied support set (not included in the price) is mandatory.**




the tile colors (standard color combination is Blanc + Noir, for different combinations state on the order)



Blanc



Noir




Antracite



Ivoire



Gris uni



Rouge

installation method	material	order no.	€ excl. VAT	€ incl. VAT
under-mounted				
	TopCore / Fenix 10	TC/FE-OND-TB007ZW	1.331,00	<b>1.610,51</b>
	Solid Wood	MH-TB007ZW	1.331,00	<b>1.610,51</b>
	Composite / Granite	CO/GR-TB007ZW	1.495,00	<b>1.808,95</b>
	Ceramics   Dekton *	CE/LA-TB007ZW	1.495,00	<b>1.808,95</b>
* Note: increased risk of damage from use due to chipping at the sink edge				

### separate sink

Blanc - Noir	STB-TB007ZWL	1.038,00	<b>1.255,98</b>
Other colours	STB-TB007OVL	1.038,00	<b>1.255,98</b>

### service parts

Space-saving siphon	240060	17,00	<b>20,57</b>
Support set	DIV-STEUN-GR	94,00	<b>113,74</b>

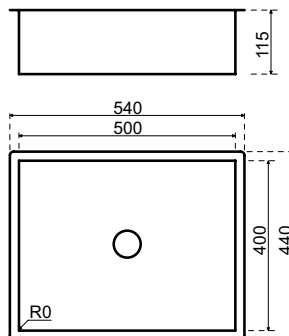
## Lanesto Tiled sink 500 chrome



### Description

Front: 90 mm  
Minimum cabinet width: 600 mm  
Tile size: 50 x 50 mm  
Stone sink complete with basket plug (chrome) and overflow.  
Possible in combination with boiling water tap.

Please note: mounting of the supplied support set (not included in the price) is mandatory.




the tile colors (standard color combination is Blanc + Noir, for different combinations state on the order)



Blanc



Noir




Antracite



Ivoire



Gris uni



Rouge

installation method	material	order no.	€ excl. VAT	€ incl. VAT
under-mounted				
	TopCore / Fenix 10	TC/FE-OND-TB006ZW	1.245,00	<b>1.506,45</b>
	Solid Wood	MH-TB006ZW	1.245,00	<b>1.506,45</b>
	Composite / Granite	CO/GR-TB006ZW	1.523,00	<b>1.842,83</b>
	Ceramics   Dekton *	CE/LA-TB006ZW	1.523,00	<b>1.842,83</b>
* Note: increased risk of damage from use due to chipping at the sink edge				

15

## separate sink

Blanc - Noir	STB-TB006ZWL	952,00	<b>1.151,92</b>
Other colours	STB-TB006OVL	952,00	<b>1.151,92</b>

## service parts

Space-saving siphon	240060	17,00	<b>20,57</b>
Support set	DIV-STEUN-GR	94,00	<b>113,74</b>

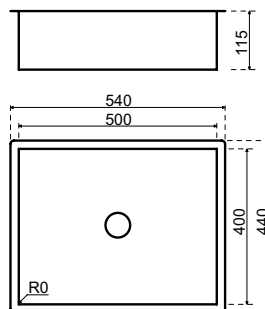
## Lanesto Tiled sink 500 brass



### Description

Front: 90 mm  
Minimum cabinet width: 600 mm  
Tile size: 50 x 50 mm  
Stone sink complete with brass drain with odor trap, without overflow.  
Possible in combination with boiling water tap.

**Please note: mounting of the supplied support set (not included in the price) is mandatory.**




the tile colors (standard color combination is Blanc + Noir, for different combinations state on the order)



Blanc



Noir




Antracite



Ivoire



Gris uni



Rouge

installation method	material	order no.	€ excl. VAT	€ incl. VAT
under-mounted				
	TopCore / Fenix 10	TC/FE-OND-TB008ZW	1.394,00	<b>1.686,74</b>
	Solid Wood	MH-TB008ZW	1.394,00	<b>1.686,74</b>
	Composite / Granite	CO/GR-TB008ZW	1.672,00	<b>2.023,12</b>
	Ceramics   Dekton *	CE/LA-TB008ZW	1.672,00	<b>2.023,12</b>
* Note: increased risk of damage from use due to chipping at the sink edge				

### separate sink

Blanc - Noir	STB-TB008ZWL	1.101,00	<b>1.332,21</b>
Other colours	STB-TB008OVL	1.101,00	<b>1.332,21</b>

### service parts

Space-saving siphon	240060	17,00	<b>20,57</b>
Support set	DIV-STEUN-GR	94,00	<b>113,74</b>



## TopZero


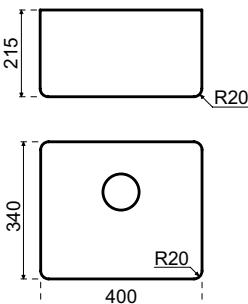
The solution for undermount sinks  
in stone worktops

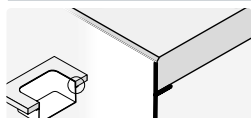
The advantages of a TopZero sink:

- > Rimless: no visible edges
- > Supplied mounted
- > Luxurious appearance
- > Hygienic
- > Only with stone and Solid surface worktops



Sink TopZero Global 400 x 340 rimless installation method

TopZero Global 400 x 340 (950)	Description
	<p>Front: 90 mm  Minimum cabinet width: 500 mm (450 mm *)  Complete with Magna and basket plug and luxury overflow  Supplied mounted</p>
	<p>Especially suitable for shallow blades.  The minimum worktop thickness for handle-less kitchens is 30 mm.</p>
	<p>* for tops from 30 mm thick (due to the mounting method)</p>
	

installation method	material	order no.	€ excl. VAT	€ incl. VAT
rimless				
	Solid Surface	SS-RIM-TZ0950	1.069,00	<b>1.293,49</b>
	Composite / Granite	CO/GR-RIM-TZ0950	1.326,00	<b>1.604,46</b>
	Ceramics   Dekton	CE/LA-RIM-TZ0950	1.326,00	<b>1.604,46</b>

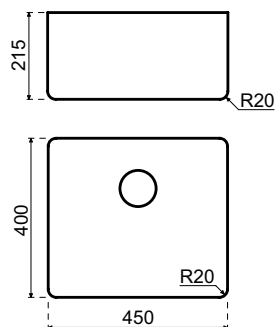
service parts				
	Strainer plug stainless steel	240018	18,00	<b>21,78</b>
	Overflow plate	240043	14,00	<b>16,94</b>
	Magnacap	240034	15,00	<b>18,15</b>
	Drain set	240023	28,00	<b>33,88</b>
	Space-saving siphon	240060	17,00	<b>20,57</b>

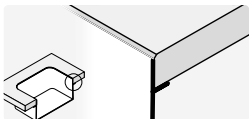
## TopZero Global 450 x 400 rvs (954)

### Description

Front: 90 mm  
Minimum cabinet width: 600 mm (500 mm \*)  
Complete with Magna and basket plug and luxury overflow  
Supplied mounted

\* for tops from 30 mm thick (due to the mounting method)



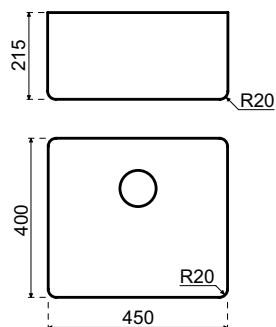
installation method	material	order no.	€ excl. VAT	€ incl. VAT
rimless				
	Solid Surface	SS-RIM-TZ0954	1.087,00	<b>1.315,27</b>
	Composite / Granite	CO/GR-RIM-TZ0954	1.346,00	<b>1.628,66</b>
	Ceramics   Dekton	CE/LA-RIM-TZ0954	1.346,00	<b>1.628,66</b>
service parts				
	Strainer plug stainless steel	240018	18,00	<b>21,78</b>
	Overflow plate	240043	14,00	<b>16,94</b>
	Magnacap	240034	15,00	<b>18,15</b>
	Drain set	240023	28,00	<b>33,88</b>
	Space-saving siphon	240060	17,00	<b>20,57</b>

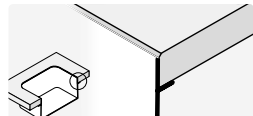
## TopZero Global 450 x 400 Gun Metal (954GM)

### Description

Front: 90 mm  
Minimum cabinet width: 600 mm (500 mm \*)  
Complete with Magna and basket plug and luxury overflow  
Supplied mounted

\* for tops from 30 mm thick (due to the mounting method)



installation method	material	order no.	€ excl. VAT	€ incl. VAT
rimless				
	Solid Surface	SS-RIM-TZ0954GM	1.236,00	<b>1.495,56</b>
	Composite / Granite	CO/GR-RIM-TZ0954GM	1.496,00	<b>1.810,16</b>
	Ceramics   Dekton	CE/LA-RIM-TZ0954GM	1.496,00	<b>1.810,16</b>

### service parts

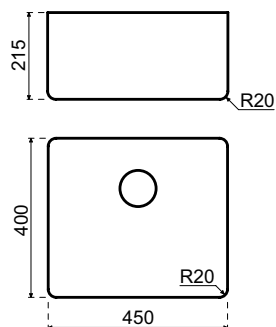
Strainer plug (incl. magneto cap)	240036GM	38,00	<b>45,98</b>
Overflow plate	240045	18,00	<b>21,78</b>
Drain set	240039GM	72,00	<b>87,12</b>
Space-saving siphon	240060	17,00	<b>20,57</b>

## TopZero Global 450 x 400 Copper (954CP)

### Description

Front: 90 mm  
Minimum cabinet width: 600 mm (500 mm \*)  
Complete with Magna and basket plug and luxury overflow  
Supplied mounted

\* for tops from 30 mm thick (due to the mounting method)



installation method	material	order no.	€ excl. VAT	€ incl. VAT
rimless				
	Solid Surface	SS-RIM-TZ0954CP	1.236,00	<b>1.495,56</b>
	Composite / Granite	CO/GR-RIM-TZ0954CP	1.496,00	<b>1.810,16</b>
	Ceramics   Dekton	CE/LA-RIM-TZ0954CP	1.496,00	<b>1.810,16</b>

### service parts

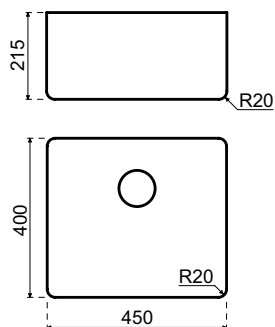
Strainer plug (incl. magneto cap)	240036CP	38,00	<b>45,98</b>
Overflow plate	240044	18,00	<b>21,78</b>
Drain set	240039CP	72,00	<b>87,12</b>
Space-saving siphon	240060	17,00	<b>20,57</b>

## TopZero Global 450 x 400 Gold (954GO)

### Description

Front: 90 mm  
Minimum cabinet width: 600 mm (500 mm \*)  
Complete with Magna and basket plug and luxury overflow  
Supplied mounted

\* for tops from 30 mm thick (due to the mounting method)



installation method	material	order no.	€ excl. VAT	€ incl. VAT
rimless				
	Solid Surface	SS-RIM-TZ0954GO	1.236,00	<b>1.495,56</b>
	Composite / Granite	CO/GR-RIM-TZ0954GO	1.496,00	<b>1.810,16</b>
	Ceramics   Dekton	CE/LA-RIM-TZ0954GO	1.496,00	<b>1.810,16</b>

### service parts

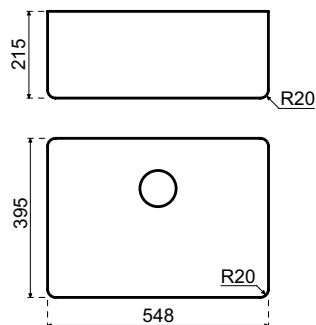
Strainer plug (incl. magneto cap)	240036GO	38,00	<b>45,98</b>
Overflow plate	240046	18,00	<b>21,78</b>
Drain set	240039GO	72,00	<b>87,12</b>
Space-saving siphon	240060	17,00	<b>20,57</b>

## TopZero Global 550 x 400 stainless steel (955)

### Description

Front: 90 mm  
Minimum cabinet width: 700 mm (600 mm \*)  
Complete with Magna and basket plug and luxury overflow  
Supplied mounted

\* for tops from 30 mm thick (due to the mounting method)



installation method	material	order no.	€ excl. VAT	€ incl. VAT
rimless				
	Solid Surface	SS-RIM-TZ0955	1.105,00	<b>1.337,05</b>
	Composite / Granite	CO/GR-RIM-TZ0955	1.394,00	<b>1.686,74</b>
	Ceramics   Dekton	CE/LA-RIM-TZ0955	1.394,00	<b>1.686,74</b>

### service parts

Strainer plug stainless steel	240018	18,00	<b>21,78</b>
Overflow plate	240043	14,00	<b>16,94</b>
Magnacap	240034	15,00	<b>18,15</b>
Drain set	240023	28,00	<b>33,88</b>
Space-saving siphon	240060	17,00	<b>20,57</b>





Sink TopZero Global 450 x 400 Gold

## Reginox IB 400 x 400

### Description

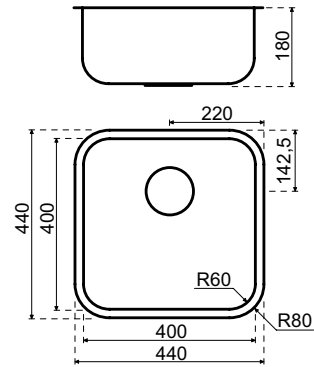
Front: *flush-mounted* 60 mm (with stainless steel 80 mm)  
*semi-undermount* 80 mm

Minimum cabinet width: 450 mm\*

Complete with basket plug and overflow.

\*In case of flush installation, cut the carcass to mount the necessary clamps.

For explanation see p.15.3



installation method	material	order no.	€ excl. VAT	€ incl. VAT
flush installation				
	TopLaminate   DecorTop   Fenix 0.9	SRE-0102	552,00	<b>667,92</b>
	TopCore / Fenix 10	TC/FE-VIB-0102	605,00	<b>732,05</b>
	Solid Surface	SS-RE0102	666,00	<b>805,86</b>
	Evora Quartz   Evora Granite	CO/GR-RE0102	666,00	<b>805,86</b>
	Glass	GL/R-RE0102	666,00	<b>805,86</b>
	Evora Ceramics   Dekton	CE/LA-RE0102	666,00	<b>805,86</b>
semi-undermount				
	TopCore / Fenix 10	TC/FE-SON-0102	605,00	<b>732,05</b>
	Solid Wood	MH-SON-0102	605,00	<b>732,05</b>

### separate sink

Separate sink	SRE-0102L	403,00	<b>487,63</b>
---------------	-----------	--------	---------------

### service parts

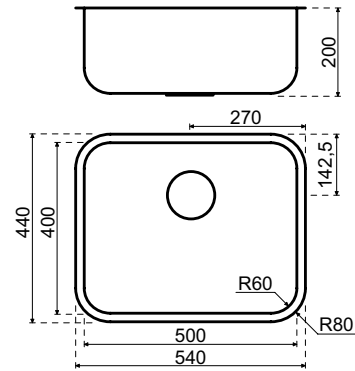
Space-saving siphon	240060	17,00	<b>20,57</b>
---------------------	--------	-------	--------------

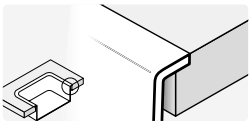
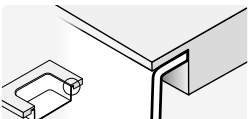
For other service parts, see [www.reginox.nl/accessoires](http://www.reginox.nl/accessoires)

## Reginox IB 500 x 400

## Description

Front: *flush-mounted* 60 mm (with stainless steel 80 mm)  
*semi-undermount* 80 mm  
 Minimum cabinet width: 600 mm  
 Complete with basket plug and overflow.



installation method	material	order no.	€ excl. VAT	€ incl. VAT
flush installation				
	TopLaminate   DecorTop   Fenix 0.9	SRE-0103	650,00	<b>786,50</b>
	TopCore / Fenix 10	TC/FE-VIB-0103	738,00	<b>892,98</b>
	Solid Surface	SS-RE0103	793,00	<b>959,53</b>
	Evora Quartz   Evora Granite	CO/GR-RE0103	793,00	<b>959,53</b>
	Glass	GL/R-RE0103	793,00	<b>959,53</b>
	Evora Ceramics   Dekton	CE/LA-RE0103	793,00	<b>959,53</b>
semi-undermount				
	TopCore / Fenix 10	TC/FE-SON-0103	738,00	<b>892,98</b>
	Solid Wood	MH-SON-0103	738,00	<b>892,98</b>

## separate sink

Separate sink	SRE-0103L	445,00	<b>538,45</b>
---------------	-----------	--------	---------------

## service parts

Space-saving siphon	240060	17,00	<b>20,57</b>
---------------------	--------	-------	--------------

For other service parts, see [www.reginox.nl/accessoires](http://www.reginox.nl/accessoires)

## Reginox Ohio 400 x 400

### Description

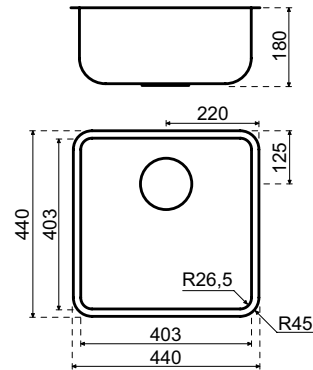
Front: *flush-mounted* 60 mm (with stainless steel 80 mm)  
*semi-undermount* 80 mm

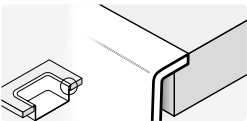
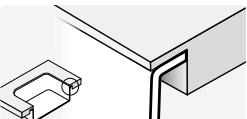
Minimum cabinet width: 450 mm\*

Complete with basket plug and luxury overflow.

\*In case of flush installation, cut the carcass to mount the necessary clamps.

For explanation see p.15.3



installation method	material	order no.	€ excl. VAT	€ incl. VAT
flush installation				
	TopLaminate   DecorTop   Fenix 0.9	SRE-0105	913,00	<b>1.104,73</b>
	TopCore / Fenix 10	TC/FE-VIB-0105	910,00	<b>1.101,10</b>
	Solid Surface	SS-RE0105	971,00	<b>1.174,91</b>
	Evora Quartz   Evora Granite	CO/GR-RE0105	971,00	<b>1.174,91</b>
	Glass	GL/R-RE0105	971,00	<b>1.174,91</b>
	Evora Ceramics   Dekton	CE/LA-RE0105	971,00	<b>1.174,91</b>
semi-undermount				
	TopCore / Fenix 10	TC/FE-SON-0105	910,00	<b>1.101,10</b>
	Solid Wood	MH-SON-0105	910,00	<b>1.101,10</b>

### separate sink

Separate sink	SRE-0105L	708,00	<b>856,68</b>
---------------	-----------	--------	---------------

### service parts

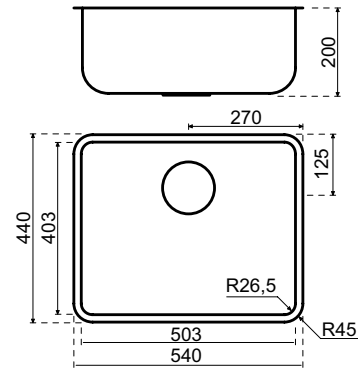
Space-saving siphon	240060	17,00	<b>20,57</b>
---------------------	--------	-------	--------------

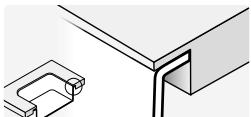
For other service parts, see [www.reginox.nl/accessoires](http://www.reginox.nl/accessoires)

## Reginox Ohio 500 x 400

### Description

Front: *flush-mounted* 60 mm (with stainless steel 80 mm)  
*semi-undermount* 80 mm  
 Minimum cabinet width: 600 mm  
 Complete with basket plug and luxury overflow.



installation method	material	order no.	€ excl. VAT	€ incl. VAT
flush installation				
	TopLaminate   DecorTop   Fenix 0.9	SRE-0106	1.036,00	<b>1.253,56</b>
	TopCore / Fenix 10	TC/FE-VIB-0106	1.073,00	<b>1.298,33</b>
	Solid Surface	SS-RE0106	1.128,00	<b>1.364,88</b>
	Evora Quartz   Evora Granite	CO/GR-RE0106	1.128,00	<b>1.364,88</b>
	Glass	GL/R-RE0106	1.128,00	<b>1.364,88</b>
	Evora Ceramics   Dekton	CE/LA-RE0106	1.128,00	<b>1.364,88</b>
semi-undermount				
	TopCore / Fenix 10	TC/FE-SON-0106	1.073,00	<b>1.298,33</b>
	Solid Wood	MH-SON-0106	1.073,00	<b>1.298,33</b>


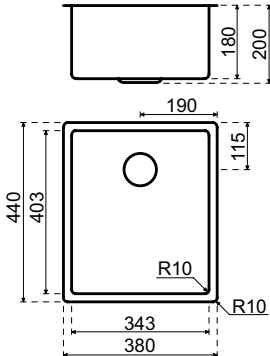
### separate sink

Separate sink	SRE-0106L	780,00	<b>943,80</b>
---------------	-----------	--------	---------------

### service parts


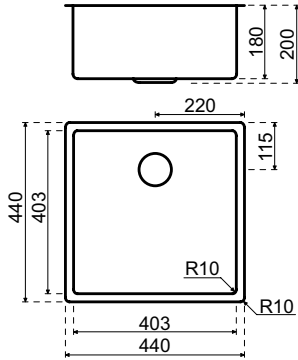
Space-saving siphon	240060	17,00	<b>20,57</b>
---------------------	--------	-------	--------------

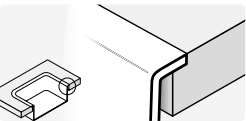
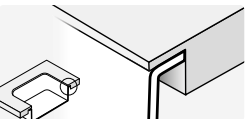
For other service parts, see [www.reginox.nl/accessoires](http://www.reginox.nl/accessoires)

Reginox New York 340 x 400		Description
	Front:	<i>flush-mounted</i> 60 mm (with stainless steel 80 mm)
		<i>semi-undermount</i> 80 mm
	Minimum cabinet width:	400 mm*
	Complete with comfort plug and luxury overflow.	
	*In case of flush installation, cut the carcass to mount the necessary clamps. For explanation see p.15.3	
		

installation method	material	order no.	€ excl. VAT	€ incl. VAT
flush installation				
	TopLaminate   DecorTop   Fenix 0.9	SRE-0130	550,00	<b>665,50</b>
	TopCore / Fenix 10	TC/FE-VIB-0130	603,00	<b>729,63</b>
	Solid Surface	SS-RE0130	664,00	<b>803,44</b>
	Evora Quartz   Evora Granite	CO/GR-RE0130	664,00	<b>803,44</b>
	Glass	GL/R-RE0130	664,00	<b>803,44</b>
	Evora Ceramics   Dekton	CE/LA-RE0130	664,00	<b>803,44</b>
semi-undermount				
	TopCore / Fenix 10	TC/FE-SON-0130	603,00	<b>729,63</b>
	Solid Wood	MH-SON-0130	603,00	<b>729,63</b>

separate sink				
	Separate sink	SRE-0130L	401,00	<b>485,21</b>
service parts				
	Space-saving siphon	240060	17,00	<b>20,57</b>
For other service parts, see <a href="http://www.reginox.nl/accessoires">www.reginox.nl/accessoires</a>				

Reginox New York 400 x 400		Description
	Front:	<i>flush-mounted</i> 60 mm (with stainless steel 80 mm)
		<i>semi-undermount</i> 80 mm
	Minimum cabinet width:	450 mm*
	Complete with comfort plug and luxury overflow.	
	*In case of flush installation, cut the carcass to mount the necessary clamps. For explanation see p.15.3	
		

installation method	material	order no.	€ excl. VAT	€ incl. VAT
flush installation				
	TopLaminate   DecorTop   Fenix 0.9	SRE-0131	568,00	<b>687,28</b>
	TopCore / Fenix 10	TC/FE-VIB-0131	621,00	<b>751,41</b>
	Solid Surface	SS-RE0131	682,00	<b>825,22</b>
	Evora Quartz   Evora Granite	CO/GR-RE0131	682,00	<b>825,22</b>
	Glass	GL/R-RE0131	682,00	<b>825,22</b>
	Evora Ceramics   Dekton	CE/LA-RE0131	682,00	<b>825,22</b>
semi-undermount				
	TopCore / Fenix 10	TC/FE-SON-0131	621,00	<b>751,41</b>
	Solid Wood	MH-SON-0131	621,00	<b>751,41</b>

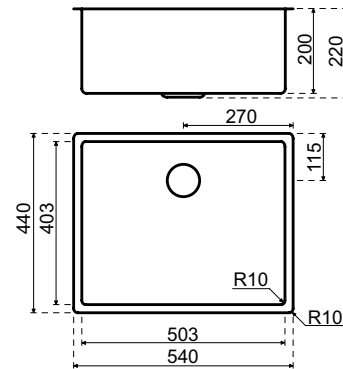
separate sink				
	Separate sink	SRE-0131L	419,00	<b>506,99</b>
service parts				
	Space-saving siphon	240060	17,00	<b>20,57</b>
For other service parts, see <a href="http://www.reginox.nl/accessoires">www.reginox.nl/accessoires</a>				



## Reginox New York 500 x 400

### Description

Front: *flush-mounted* 60 mm (with stainless steel 80 mm)  
*semi-undermount* 80 mm  
 Minimum cabinet width: 600 mm  
 Complete with comfort plug and luxury overflow.



installation method	material	order no.	€ excl. VAT	€ incl. VAT
flush installation				
	TopLaminate   DecorTop   Fenix 0.9	SRE-0132	681,00	<b>824,01</b>
	TopCore / Fenix 10	TC/FE-VIB-0132	769,00	<b>930,49</b>
	Solid Surface	SS-RE0132	824,00	<b>997,04</b>
	Evora Quartz   Evora Granite	CO/GR-RE0132	824,00	<b>997,04</b>
	Glass	GL/R-RE0132	824,00	<b>997,04</b>
	Evora Ceramics   Dekton	CE/LA-RE0132	824,00	<b>997,04</b>
semi-undermount				
	TopCore / Fenix 10	TC/FE-SON-0132	769,00	<b>930,49</b>
	Solid Wood	MH-SON-0132	769,00	<b>930,49</b>


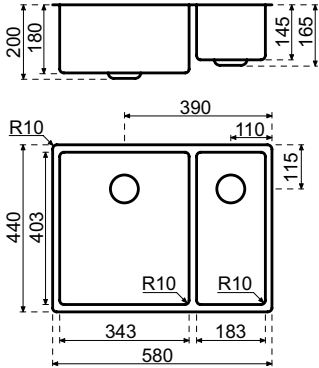
### separate sink

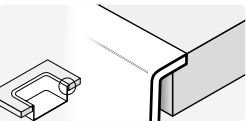
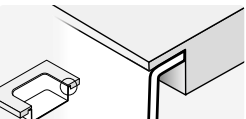
Separate sink	SRE-0132L	476,00	<b>575,96</b>
---------------	-----------	--------	---------------

### service parts

Space-saving siphon	240060	17,00	<b>20,57</b>
---------------------	--------	-------	--------------

For other service parts, see [www.reginox.nl/accessoires](http://www.reginox.nl/accessoires)

Reginox New York 340 x 400 + 180 x 400		Description
		Front: <i>flush-mounted</i> 60 mm (with stainless steel 80 mm)
		<i>semi-undermount</i> 80 mm
		Minimum cabinet width: 600 mm*
		Complete with two comfort plugs and luxury overflow.
		Tap hole not possible. *In case of flush installation, cut the carcass to mount the necessary clamps. For explanation see p.15.3
		

installation method	material	order no.	€ excl. VAT	€ incl. VAT
flush installation				
	TopLaminate   DecorTop   Fenix 0.9	SRE-0133	1.152,00	<b>1.393,92</b>
	TopCore / Fenix 10	TC/FE-VIB-0133	1.240,00	<b>1.500,40</b>
	Solid Surface	SS-RE0133	1.295,00	<b>1.566,95</b>
	Evora Quartz   Evora Granite	CO/GR-RE0133	1.295,00	<b>1.566,95</b>
	Glass	GL/R-RE0133	1.295,00	<b>1.566,95</b>
	Evora Ceramics   Dekton	CE/LA-RE0133	1.295,00	<b>1.566,95</b>
semi-undermount				
	TopCore / Fenix 10	TC/FE-SON-0133	1.240,00	<b>1.500,40</b>
	Solid Wood	MH-SON-0133	1.240,00	<b>1.500,40</b>

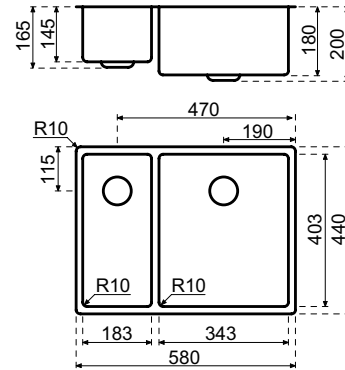
separate sink				
	Separate sink	SRE-0133L	947,00	<b>1.145,87</b>
service parts				
	Space-saving siphon	240070	28,00	<b>33,88</b>
For other service parts, see <a href="http://www.reginox.nl/accessoires">www.reginox.nl/accessoires</a>				

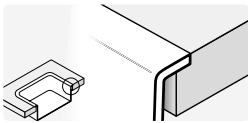
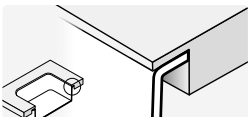
## Reginox New York 180 x 400 + 340 x 400



### Description

Front: *flush-mounted* 60 mm (with stainless steel 80 mm)  
*semi-undermount* 80 mm  
 Minimum cabinet width: 600 mm\*  
 Complete with two comfort plugs and luxury overflow.  
 Tap hole not possible.  
 \*In case of flush installation, cut the carcass to mount the necessary clamps.  
 For explanation see p.15.3



installation method	material	order no.	€ excl. VAT	€ incl. VAT
flush installation				
	TopLaminate   DecorTop   Fenix 0.9	SRE-0134	1.152,00	<b>1.393,92</b>
	TopCore / Fenix 10	TC/FE-VIB-0134	1.240,00	<b>1.500,40</b>
	Solid Surface	SS-RE0134	1.295,00	<b>1.566,95</b>
	Evora Quartz   Evora Granite	CO/GR-RE0134	1.295,00	<b>1.566,95</b>
	Glass	GL/R-RE0134	1.295,00	<b>1.566,95</b>
	Evora Ceramics   Dekton	CE/LA-RE0134	1.295,00	<b>1.566,95</b>
semi-undermount				
	TopCore / Fenix 10	TC/FE-SON-0134	1.240,00	<b>1.500,40</b>
	Solid Wood	MH-SON-0134	1.240,00	<b>1.500,40</b>


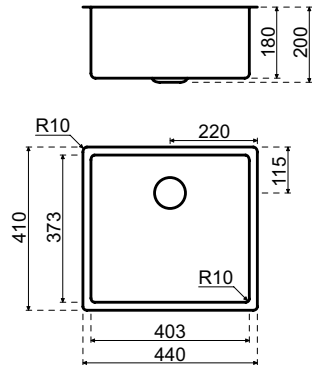
### separate sink

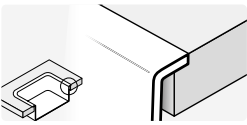
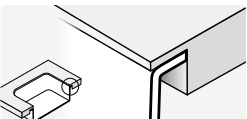
Separate sink	SRE-0134L	947,00	<b>1.145,87</b>
---------------	-----------	--------	-----------------

### service parts


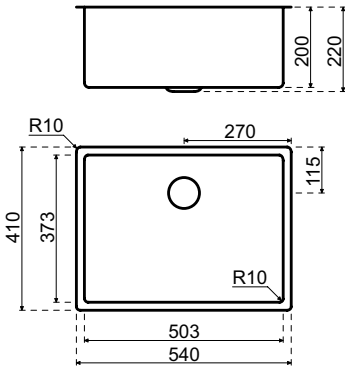
Space-saving siphon	240070	28,00	<b>33,88</b>
---------------------	--------	-------	--------------

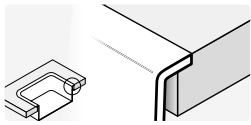
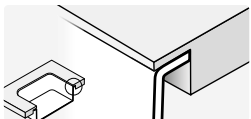
For other service parts, see [www.reginox.nl/accessoires](http://www.reginox.nl/accessoires)

Reginox New Jersey 400 x 370		Description
		Front: <i>flush-mounted</i> 60 mm (with stainless steel 80 mm)
		<i>semi-undermount</i> 80 mm
		Minimum cabinet width: 450 mm*
		Complete with comfort plug and luxury overflow.
		Extra suitable for shallow worktops and handleless kitchens *In case of flush installation, cut the carcass to mount the necessary clamps. For explanation see p.15.3
		

installation method	material	order no.	€ excl. VAT	€ incl. VAT
flush installation				
	TopLaminate   DecorTop   Fenix 0.9	SRE-0178	625,00	<b>756,25</b>
	TopCore / Fenix 10	TC/FE-VIB-0178	678,00	<b>820,38</b>
	Solid Surface	SS-RE0178	739,00	<b>894,19</b>
	Evora Quartz   Evora Granite	CO/GR-RE0178	739,00	<b>894,19</b>
	Glass	GL/R-RE0178	739,00	<b>894,19</b>
	Evora Ceramics   Dekton	CE/LA-RE0178	739,00	<b>894,19</b>
semi-undermount				
	TopCore / Fenix 10	TC/FE-SON-0178	678,00	<b>820,38</b>
	Solid Wood	MH-SON-0178	678,00	<b>820,38</b>

separate sink				
	Separate sink	SRE-0178L	476,00	<b>575,96</b>
service parts				
	Space-saving siphon	240060	17,00	<b>20,57</b>
For other service parts, see <a href="http://www.reginox.nl/accessoires">www.reginox.nl/accessoires</a>				

Reginox New Jersey 500 x 370		Description
		Front: <i>flush-mounted</i> 60 mm (with stainless steel 80 mm)
		<i>semi-undermount</i> 80 mm
		Minimum cabinet width: 600 mm
		Complete with comfort plug and luxury overflow.
		Extra suitable for shallow worktops and handleless kitchens
		


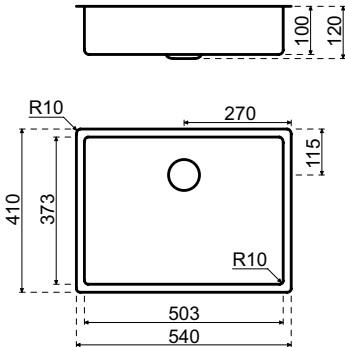
installation method	material	order no.	€ excl. VAT	€ incl. VAT
flush installation				
	TopLaminate   DecorTop   Fenix 0.9	SRE-0179	740,00	<b>895,40</b>
	TopCore / Fenix 10	TC/FE-VIB-0179	828,00	<b>1.001,88</b>
	Solid Surface	SS-RE0179	883,00	<b>1.068,43</b>
	Evora Quartz   Evora Granite	CO/GR-RE0179	883,00	<b>1.068,43</b>
	Glass	GL/R-RE0179	883,00	<b>1.068,43</b>
	Evora Ceramics   Dekton	CE/LA-RE0179	883,00	<b>1.068,43</b>
semi-undermount				
	TopCore / Fenix 10	TC/FE-SON-0179	828,00	<b>1.001,88</b>
	Solid Wood	MH-SON-0179	828,00	<b>1.001,88</b>

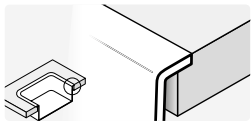
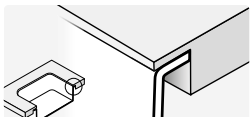
separate sink				
	Separate sink	SRE-0179L	535,00	<b>647,35</b>
service parts				
	Space-saving siphon	240060	17,00	<b>20,57</b>
For other service parts, see <a href="http://www.reginox.nl/accessoires">www.reginox.nl/accessoires</a>				

Reginox New Jersey 100 mm 400 x 370	Description
	Front: <i>flush-mounted</i> 60 mm (with stainless steel 80 mm)
	<i>semi-undermount</i> 80 mm
	Minimum cabinet width: 450 mm*
	Complete with basket plug. Please note: no overflow. *In case of flush installation, cut the carcass to mount the necessary clamps. For explanation see p.15.3

installation method	material	order no.	€ excl. VAT	€ incl. VAT
flush installation				
	TopLaminate   DecorTop   Fenix 0.9	SRE-0120	774,00	<b>936,54</b>
	TopCore / Fenix 10	TC/FE-VIB-0120	827,00	<b>1.000,67</b>
	Solid Surface	SS-RE0120	888,00	<b>1.074,48</b>
	Evora Quartz   Evora Granite	CO/GR-RE0120	888,00	<b>1.074,48</b>
	Glass	GL/R-RE0120	888,00	<b>1.074,48</b>
	Evora Ceramics   Dekton	CE/LA-RE0120	888,00	<b>1.074,48</b>
semi-undermount				
	TopCore / Fenix 10	TC/FE-SON-0120	827,00	<b>1.000,67</b>
	Solid Wood	MH-SON-0120	827,00	<b>1.000,67</b>

separate sink				
	Separate sink	SRE-0120L	625,00	<b>756,25</b>
service parts				
	Space-saving siphon	240060	17,00	<b>20,57</b>
For other service parts, see <a href="http://www.reginox.nl/accessoires">www.reginox.nl/accessoires</a>				

Reginox New Jersey 100 mm 500 x 370	Description
	Front: <i>flush-mounted</i> 60 mm (with stainless steel 80 mm)
	<i>semi-undermount</i> 80 mm
	Minimum cabinet width: 600 mm
	Complete with basket plug. Please note: no overflow.
	

installation method	material	order no.	€ excl. VAT	€ incl. VAT
flush installation				
	TopLaminate   DecorTop   Fenix 0.9	SRE-0121	885,00	<b>1.070,85</b>
	TopCore / Fenix 10	TC/FE-VIB-0121	973,00	<b>1.177,33</b>
	Solid Surface	SS-RE0121	1.028,00	<b>1.243,88</b>
	Evora Quartz   Evora Granite	CO/GR-RE0121	1.028,00	<b>1.243,88</b>
	Glass	GL/R-RE0121	1.028,00	<b>1.243,88</b>
	Evora Ceramics   Dekton	CE/LA-RE0121	1.028,00	<b>1.243,88</b>
semi-undermount				
	TopCore / Fenix 10	TC/FE-SON-0121	973,00	<b>1.177,33</b>
	Solid Wood	MH-SON-0121	973,00	<b>1.177,33</b>

separate sink				
	Separate sink	SRE-0121L	680,00	<b>822,80</b>
service parts				
	Space-saving siphon	240060	17,00	<b>20,57</b>
For other service parts, see <a href="http://www.reginox.nl/accessoires">www.reginox.nl/accessoires</a>				



## Reginox New Jersey 100 mm 340 x 370 + 180 x 370



### Description

Front: *flush-mounted* 60 mm (with stainless steel 80 mm)

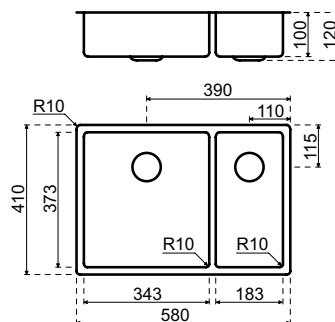
*semi-undermount* 80 mm

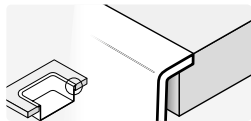
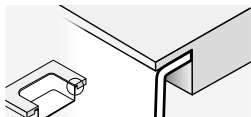
Minimum cabinet width: 600 mm\*

Complete with two basket plugs.

Note: no overflow and no tap hole possible.

\*In case of flush installation, cut the carcass to mount the necessary clamps.  
For explanation see p.15.3



installation method	material	order no.	€ excl. VAT	€ incl. VAT
flush installation				
	TopLaminate   DecorTop   Fenix 0.9	SRE-0122	1.346,00	<b>1.628,66</b>
	TopCore / Fenix 10	TC/FE-VIB-0122	1.434,00	<b>1.735,14</b>
	Solid Surface	SS-RE0122	1.489,00	<b>1.801,69</b>
	Evora Quartz   Evora Granite	CO/GR-RE0122	1.489,00	<b>1.801,69</b>
	Glass	GL/R-RE0122	1.489,00	<b>1.801,69</b>
	Evora Ceramics   Dekton	CE/LA-RE0122	1.489,00	<b>1.801,69</b>
semi-undermount				
	TopCore / Fenix 10	TC/FE-SON-0122	1.434,00	<b>1.735,14</b>
	Solid Wood	MH-SON-0122	1.434,00	<b>1.735,14</b>


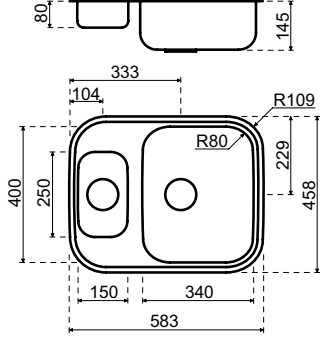
### separate sink

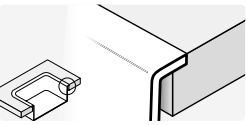
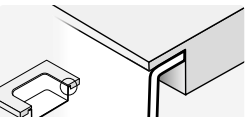
Separate sink	SRE-0122L	1.141,00	<b>1.380,61</b>
---------------	-----------	----------	-----------------

### service parts

Space-saving siphon	240060	17,00	<b>20,57</b>
---------------------	--------	-------	--------------

For other service parts, see [www.reginox.nl/accessoires](http://www.reginox.nl/accessoires)

Reginox Morena	Description
	Front: <i>flush-mounted</i> 65 mm (with stainless steel 80 mm)
	<i>semi-undermount</i> 80 mm
	Minimum cabinet width: 600 mm*
	Complete with two basket plugs (one cannot be closed) and stainless steel insert. Sink is reversible, tap hole possible.
	*In case of flush installation, cut the carcass to mount the necessary clamps. For explanation see p.15.3
	

installation method	material	order no.	€ excl. VAT	€ incl. VAT
flush installation				
	TopLaminate   DecorTop   Fenix 0.9	SRE-0176	682,00	<b>825,22</b>
	TopCore / Fenix 10	TC/FE-VIB-0176	804,00	<b>972,84</b>
	Solid Surface	SS-RE0176	859,00	<b>1.039,39</b>
	Evora Quartz   Evora Granite	CO/GR-RE0176	859,00	<b>1.039,39</b>
	Glass	GL-RE0176	859,00	<b>1.039,39</b>
	Evora Ceramics   Dekton	CE/LA-RE0176	859,00	<b>1.039,39</b>
semi-undermount				
	TopCore / Fenix 10	TC/FE-SON-0176	804,00	<b>972,84</b>
	Solid Wood	MH-SON-0176	804,00	<b>972,84</b>

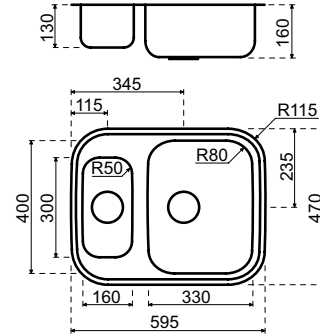
separate sink				
	Separate sink	SRE-0176L	511,00	<b>618,31</b>
service parts				
	Insert tray	310117	95,00	<b>114,95</b>
	Space-saving siphon	240070	28,00	<b>33,88</b>
For other service parts, see <a href="http://www.reginox.nl/accessoires">www.reginox.nl/accessoires</a>				

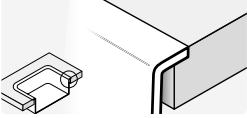
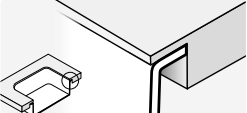
## Reginox Queen 60



### Description

Front: *flush-mounted* 65 mm (with stainless steel 80 mm)  
*semi-undermount* 80 mm  
 Minimum cabinet width: 600 mm\*  
 Complete with two basket plugs, stainless steel insert and wall overflow.  
 Sink is reversible, tap hole possible.  
 \*In case of flush installation, cut the carcass to mount the necessary clamps.  
 For explanation see p.15.3



installation method	material	order no.	€ excl. VAT	€ incl. VAT
flush installation				
	TopLaminate   DecorTop   Fenix 0.9	SRE-0177	888,00	<b>1.074,48</b>
	TopCore / Fenix 10	TC/FE-VIB-0177	992,00	<b>1.200,32</b>
	Solid Surface	SS-RE0177	1.047,00	<b>1.266,87</b>
	Evora Quartz   Evora Granite	CO/GR-RE0177	1.047,00	<b>1.266,87</b>
	Glass	GL-RE0177	1.047,00	<b>1.266,87</b>
	Evora Ceramics   Dekton	CE/LA-RE0177	1.047,00	<b>1.266,87</b>
semi-undermount				
	TopCore / Fenix 10	TC/FE-SON-0177	992,00	<b>1.200,32</b>
	Solid Wood	MH-SON-0177	992,00	<b>1.200,32</b>


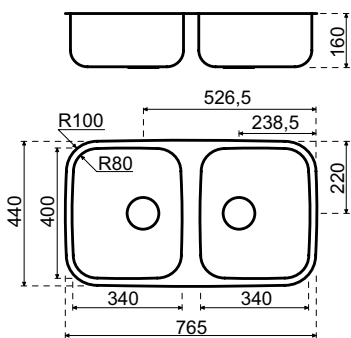
### separate sink

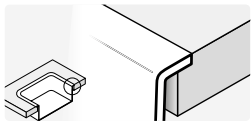
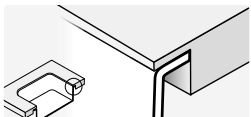
Separate sink	SRE-0177L	699,00	<b>845,79</b>
---------------	-----------	--------	---------------

### service parts

Insert tray	310132	115,00	<b>139,15</b>
Space-saving siphon	240070	28,00	<b>33,88</b>

For other service parts, see [www.reginox.nl/accessoires](http://www.reginox.nl/accessoires)

Reginox Princess 80	Description
	Front: <i>flush-mounted</i> 60 mm (with stainless steel 80 mm)
	<i>semi-undermount</i> 80 mm
	Minimum cabinet width: 800 mm
	Complete with two basket plugs and wall overflow.
	Tap hole possible
	

installation method	material	order no.	€ excl. VAT	€ incl. VAT
flush installation				
	TopLaminate   DecorTop   Fenix 0.9	SRE-0145	789,00	<b>954,69</b>
	TopCore / Fenix 10	TC/FE-VIB-0145	877,00	<b>1.061,17</b>
	Solid Surface	SS-RE0145	932,00	<b>1.127,72</b>
	Evora Quartz   Evora Granite	CO/GR-RE0145	932,00	<b>1.127,72</b>
	Glass	GL-RE0145	932,00	<b>1.127,72</b>
	Evora Ceramics   Dekton	CE/LA-RE0145	932,00	<b>1.127,72</b>
semi-undermount				
	TopCore / Fenix 10	TC/FE-SON-0145	877,00	<b>1.061,17</b>
	Solid Wood	MH-SON-0145	877,00	<b>1.061,17</b>

separate sink				
	Separate sink	SRE-0145L	584,00	<b>706,64</b>
service parts				
	Space-saving siphon	240070	28,00	<b>33,88</b>
For other service parts, see <a href="http://www.reginox.nl/accessoires">www.reginox.nl/accessoires</a>				

# STYLISH BLACK **JET BLACK**



THE CROWN  
FOR YOUR  
**KITCHEN**

THE STYLISH AND LUXURIOUS NEW YORK SINKS ARE NOW ALSO AVAILABLE IN BLACK! THIS DESIGN SINK HAS A SLEEK DESIGN, PARTLY BECAUSE IT IS DEEP DRAWN WITHOUT ANY WELDING AND FOLDING SEAMS.

The Jet Black series is completely in deep black, Also the overflow and basket plug. With an inner and outer radius of 10 mm, this Jet Black series will certainly not look out of place in many kitchens.

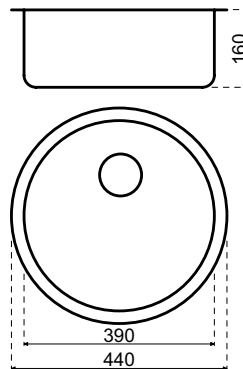
  
**REGINOX**

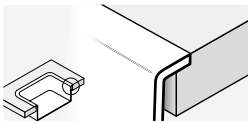
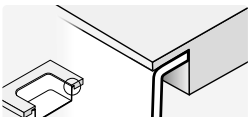
[WWW.REGINOX.NL](http://WWW.REGINOX.NL)

## Reginox Regi-Colour L18 390 OKG Ø440 Jet Black

### Description

Front: *flush-mounted* 60 mm (with stainless steel 80 mm)  
*semi-undermount* 80 mm  
 Minimum cabinet width: 450 mm  
 Color-coated sink, complete with black basket plug and wall overflow.




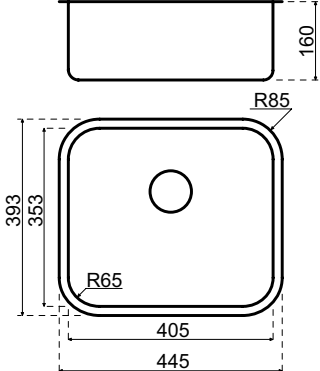
installation method	material	order no.	€ excl. VAT	€ incl. VAT
flush installation				
	TopLaminate   DecorTop   Fenix 0.9	SRE-0149JB	466,00	<b>563,86</b>
	TopCore / Fenix 10	TC/FE-VIB-0149JB	542,00	<b>655,82</b>
	Solid Surface	SS-RE0149JB	603,00	<b>729,63</b>
	Evora Quartz   Evora Granite	CO/GR-RE0149JB	603,00	<b>729,63</b>
	Glass	GL-RE0149JB	603,00	<b>729,63</b>
	Evora Ceramics   Dekton	CE/LA-RE0149JB	603,00	<b>729,63</b>
semi-undermount				
	TopCore / Fenix 10	TC/FE-SON-0149JB	542,00	<b>655,82</b>
	Solid Wood	MH-SON-0149JB	542,00	<b>655,82</b>

### separate sink

Separate sink	SRE-0149JBL	340,00	<b>411,40</b>
---------------	-------------	--------	---------------

### service parts

Strainer plug stainless steel	240019	24,00	<b>29,04</b>
Drain set	240029	47,00	<b>56,87</b>
Space-saving siphon	240060	17,00	<b>20,57</b>

Reginox Regi-Colour Colorado OKG 400 x 350 Jet Black		Description
	Front:	<i>flush-mounted</i> 70 mm (with stainless steel 80 mm)
		<i>semi-undermount</i> 80 mm
	Minimum cabinet width:	450 mm*
	Color-coated sink, complete with black basket plug and wall overflow.	
	* In case of flush installation, cut the carcase for the necessary clamps. For explanation, see p.15.3	
		

installation method	material	order no.	€ excl. VAT	€ incl. VAT
flush installation				
	TopLaminate   DecorTop   Fenix 0.9	SRE-0184JB	466,00	<b>563,86</b>
	TopCore / Fenix 10	TC/FE-VIB-0184JB	542,00	<b>655,82</b>
	Solid Surface	SS-RE0184JB	603,00	<b>729,63</b>
	Evora Quartz   Evora Granite	CO/GR-RE0184JB	603,00	<b>729,63</b>
	Glass	GL-RE0184JB	603,00	<b>729,63</b>
	Evora Ceramics   Dekton	CE/LA-RE0184JB	603,00	<b>729,63</b>
semi-undermount				
	TopCore / Fenix 10	TC/FE-SON-0184JB	542,00	<b>655,82</b>
	Solid Wood	MH-SON-0184JB	542,00	<b>655,82</b>

separate sink				
	Separate sink	311184JB	340,00	<b>411,40</b>
service parts				
	Strainer plug stainless steel	240019	24,00	<b>29,04</b>
	Overflow plate	240038	18,00	<b>21,78</b>
	Drain set	240029	47,00	<b>56,87</b>
	Space-saving siphon	240060	17,00	<b>20,57</b>

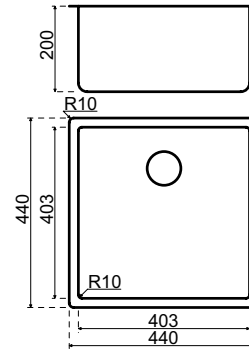


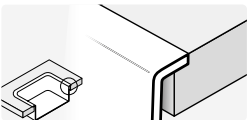
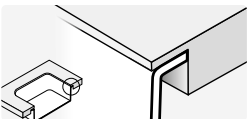
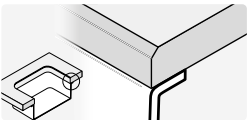
## Reginox Regi-Colour New York 400 x 400 Jet Black


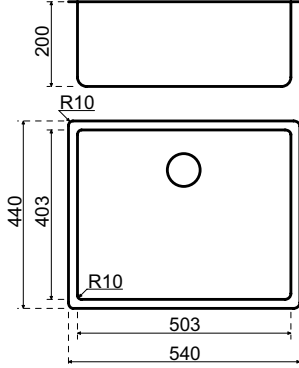
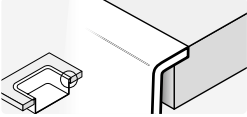
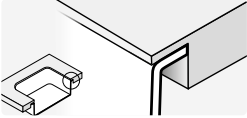
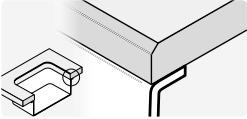


### Description

Front: *flush-mounted* 60 mm (with stainless steel 80 mm)  
*semi-undermount* 80 mm  
*Undermount* 90 mm  
 Minimum cabinet width: 450 mm\*  
 Colour-coated sink, complete with black basket plug and luxury wall landing.  
 \*In case of flush installation, cut the carcass for the necessary clamps. For explanation, see p.15.3



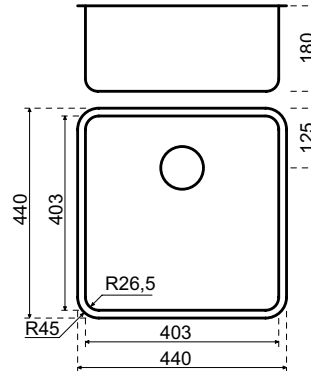
installation method	material	order no.	€ excl. VAT	€ incl. VAT
flush installation				
	TopLaminate   DecorTop   Fenix 0.9	SRE-0113JB	698,00	<b>844,58</b>
	TopCore / Fenix 10	TC/FE-VIB-0113JB	751,00	<b>908,71</b>
	Solid Surface	SS-RE0113JB	812,00	<b>982,52</b>
	Evora Quartz   Evora Granite	CO/GR-RE0113JB	812,00	<b>982,52</b>
	Glass	GL-RE0113JB	812,00	<b>982,52</b>
	Evora Ceramics   Dekton	CE/LA-RE0113JB	812,00	<b>982,52</b>
semi-undermount				
	Straight plywood	HPL-OND-0113JB	1.039,00	<b>1.257,19</b>
	TopCore / Fenix 10	TC/FE-SON-0113JB	751,00	<b>908,71</b>
	Solid Wood	MH-SON-0113JB	751,00	<b>908,71</b>
undermount				
	TopCore / Fenix 10	TC/FE-OND-0113JB	842,00	<b>1.018,82</b>
	Solid Surface	SS-OND-RE0113JB	897,00	<b>1.085,37</b>
	Solid Wood	MH-OND-0113JB	842,00	<b>1.018,82</b>
	Evora Quartz   Evora Granite	CO/GR-OND-RE0113JB	1.006,00	<b>1.217,26</b>
	Glass	GL-OND-RE0113JB	1.006,00	<b>1.217,26</b>
	Evora Ceramics   Dekton *	CE/LA-OND-RE0113JB	1.006,00	<b>1.217,26</b>
* Note: increased risk of damage from use due to chipping at the sink edge				
separate sink				
	Separate sink	SRE-0113JBL	549,00	<b>664,29</b>
service parts				
	Strainer plug stainless steel	240019	24,00	<b>29,04</b>
	Overflow plate	240038	18,00	<b>21,78</b>
	Drain set	240029	47,00	<b>56,87</b>
	Space-saving siphon	240060	17,00	<b>20,57</b>

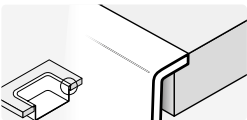
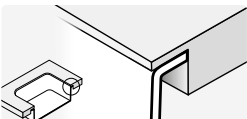
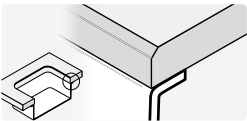
Reginox Regi-Colour New York 500 x 400 Jet Black		Description		
		Front:	<i>flush-mounted</i>	60 mm (with stainless steel 80 mm)
			<i>semi-undermount</i>	80 mm
			<i>Undermount</i>	90 mm
		Minimum cabinet width:		600 mm
		Color-coated sink, complete with black basket plug and wall overflow.		
				
installation method	material	order no.	€ excl. VAT	€ incl. VAT
flush installation				
	TopLaminate   DecorTop   Fenix 0.9	SRE-0114JB	744,00	<b>900,24</b>
	TopCore / Fenix 10	TC/FE-VIB-0114JB	864,00	<b>1.045,44</b>
	Solid Surface	SS-RE0114JB	919,00	<b>1.111,99</b>
	Evora Quartz   Evora Granite	CO/GR-RE0114JB	919,00	<b>1.111,99</b>
	Glass	GL-RE0114JB	919,00	<b>1.111,99</b>
	Evora Ceramics   Dekton	CE/LA-RE0114JB	919,00	<b>1.111,99</b>
semi-undermount				
	Straight plywood	HPL-OND-0114JB	1.061,00	<b>1.283,81</b>
	TopCore / Fenix 10	TC/FE-SON-0114JB	864,00	<b>1.045,44</b>
	Solid Wood	MH-SON-0114JB	864,00	<b>1.045,44</b>
undermount				
	TopCore / Fenix 10	TC/FE-OND-0114JB	864,00	<b>1.045,44</b>
	Solid Surface	SS-OND-RE0114JB	919,00	<b>1.111,99</b>
	Solid Wood	MH-OND-0114JB	864,00	<b>1.045,44</b>
	Evora Quartz   Evora Granite	CO/GR-OND-RE0114JB	1.142,00	<b>1.381,82</b>
	Glass	GL-OND-RE0114JB	1.142,00	<b>1.381,82</b>
	Evora Ceramics   Dekton *	CE/LA-OND-RE0114JB	1.142,00	<b>1.381,82</b>
* Note: increased risk of damage from use due to chipping at the sink edge				
separate sink				
	Separate sink	SRE-0114JBL	571,00	<b>690,91</b>
service parts				
	Strainer plug stainless steel	240019	24,00	<b>29,04</b>
	Overflow plate	240038	18,00	<b>21,78</b>
	Drain set	240029	47,00	<b>56,87</b>
	Space-saving siphon	240060	17,00	<b>20,57</b>

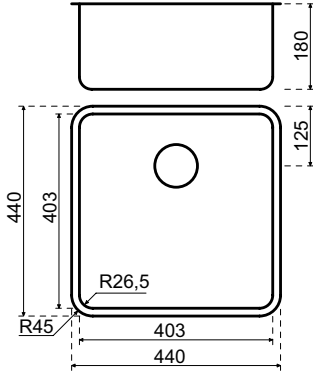
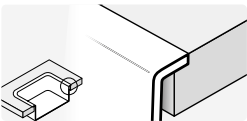
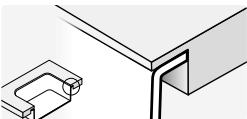
## Reginox Regi-Colour Ohio 400 x 400 Midnight Sky


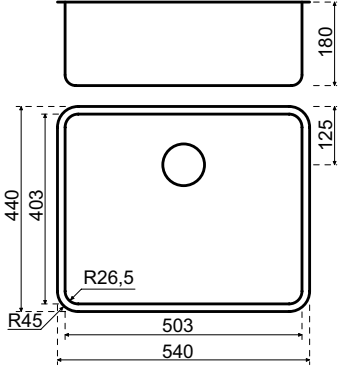
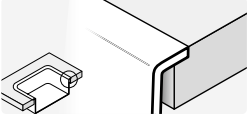
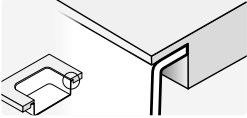
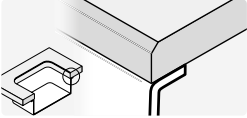
### Description


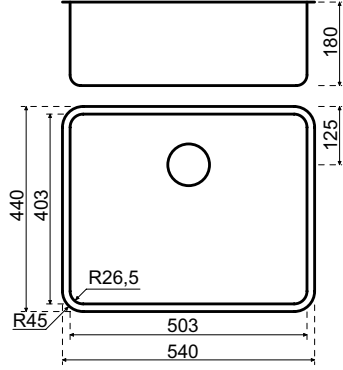
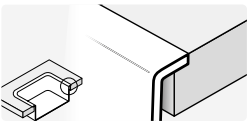
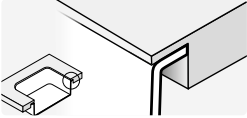
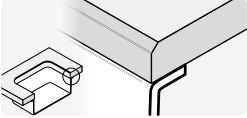
Front: *flush-mounted* 60 mm (with stainless steel 80 mm)  
*semi-undermount* 80 mm  
*Undermount* 90 mm  
 Minimum cabinet width: 450 mm\*  
 Colour-coated sink complete with basket plug and luxurious wall overflow.  
 \* In case of flush installation, cut the carcass for the necessary clamps. For explanation, see p.15.3



installation method	material	order no.	€ excl. VAT	€ incl. VAT
<b>flush installation</b>				
	TopLaminate   DecorTop   Fenix 0.9	SRE-0109MS	1.011,00	<b>1.223,31</b>
	TopCore / Fenix 10	TC/FE-VIB-0109MS	1.008,00	<b>1.219,68</b>
	Solid Surface	SS-RE0109MS	1.069,00	<b>1.293,49</b>
	Evora Quartz   Evora Granite	CO/GR-RE0109MS	1.069,00	<b>1.293,49</b>
	Glass	GL-RE0109MS	1.069,00	<b>1.293,49</b>
	Evora Ceramics   Dekton	CE/LA-RE0109MS	1.069,00	<b>1.293,49</b>
<b>semi-undermount</b>				
	Straight plywood	HPL-OND-0209MS	1.296,00	<b>1.568,16</b>
	TopCore / Fenix 10	TC/FE-SON-0109MS	1.008,00	<b>1.219,68</b>
	Solid Wood	MH-SON-0109MS	1.008,00	<b>1.219,68</b>
<b>Undermount</b>				
	TopCore / Fenix 10	TC/FE-OND-0209MS	1.099,00	<b>1.329,79</b>
	Solid Surface	SS-OND-RE0209MS	1.154,00	<b>1.396,34</b>
	Solid Wood	MH-OND-0209MS	1.099,00	<b>1.329,79</b>
	Evora Quartz   Evora Granite	CO/GR-OND-RE0209MS	1.263,00	<b>1.528,23</b>
	Glass	GL-OND-RE0209MS	1.263,00	<b>1.528,23</b>
	Evora Ceramics   Dekton *	CE/LA-OND-RE0209MS	1.263,00	<b>1.528,23</b>
* Note: increased risk of damage from use due to chipping at the sink edge				
<b>separate sink</b>				
	Separate sink	SRE-0109MSL	806,00	<b>975,26</b>
<b>service parts</b>				
	Space-saving siphon	240060	17,00	<b>20,57</b>
For other service parts, see <a href="http://www.reginox.nl/accessoires">www.reginox.nl/accessoires</a>				

Reginox Regi-Colour Ohio 400 x 400 Jet Black		Description		
		Front:	<i>flush-mounted</i>	60 mm (with stainless steel 80 mm)
			<i>semi-undermount</i>	80 mm
			<i>Undermount</i>	90 mm
		Minimum cabinet width:		450 mm*
		Colour-coated sink complete with basket plug and luxurious wall overflow. * In case of flush installation, cut the carcass for the necessary clamps. For explanation, see p.15.3		
				
installation method	material	order no.	€ excl. VAT	€ incl. VAT
<b>flush installation</b>				
	TopLaminate   DecorTop   Fenix 0.9	SRE-0109JB	1.011,00	<b>1.223,31</b>
	TopCore / Fenix 10	TC/FE-VIB-0109JB	1.008,00	<b>1.219,68</b>
	Solid Surface	SS-RE0109JB	1.069,00	<b>1.293,49</b>
	Evora Quartz   Evora Granite	CO/GR-RE0109JB	1.069,00	<b>1.293,49</b>
	Glass	GL-RE0109JB	1.069,00	<b>1.293,49</b>
	Evora Ceramics   Dekton	CE/LA-RE0109JB	1.069,00	<b>1.293,49</b>
<b>semi-undermount</b>				
	Straight plywood	HPL-OND-0209JB	1.296,00	<b>1.568,16</b>
	TopCore / Fenix 10	TC/FE-SON-0109JB	1.008,00	<b>1.219,68</b>
	Solid Wood	MH-SON-0109JB	1.008,00	<b>1.219,68</b>
<b>under-mounted</b>				
	TopCore / Fenix 10	TC/FE-OND-0209JB	1.099,00	<b>1.329,79</b>
	Solid Surface	SS-OND-RE0209JB	1.154,00	<b>1.396,34</b>
	Solid Wood	MH-OND-0209JB	1.099,00	<b>1.329,79</b>
	Evora Quartz   Evora Granite	CO/GR-OND-RE0209JB	1.263,00	<b>1.528,23</b>
	Glass	GL-OND-RE0209JB	1.263,00	<b>1.528,23</b>
	Evora Ceramics   Dekton *	CE/LA-OND-RE0209JB	1.263,00	<b>1.528,23</b>
* Note: increased risk of damage from use due to chipping at the sink edge				
<b>separate sink</b>				
	Separate sink	SRE-0109JBL	806,00	<b>975,26</b>
<b>service parts</b>				
	Space-saving siphon	240060	17,00	<b>20,57</b>
For other service parts, see <a href="http://www.reginox.nl/accessoires">www.reginox.nl/accessoires</a>				

Reginox Regi-Colour Ohio 500 x 400 Midnight Sky		Description		
		Front:	<i>flush-mounted</i>	60 mm (with stainless steel 80 mm)
			<i>semi-undermount</i>	80 mm
			<i>Undermount</i>	90 mm
		Minimum cabinet width:		600 mm
		Colour-coated sink complete with basket plug and luxurious wall overflow.		
				
installation method	material	order no.	€ excl. VAT	€ incl. VAT
flush installation				
	TopLaminate   DecorTop   Fenix 0.9	SRE-0110MS	1.145,00	<b>1.385,45</b>
	TopCore / Fenix 10	TC/FE-VIB-0110MS	1.182,00	<b>1.430,22</b>
	Solid Surface	SS-RE0110MS	1.237,00	<b>1.496,77</b>
	Evora Quartz   Evora Granite	CO/GR-RE0110MS	1.237,00	<b>1.496,77</b>
	Glass	GL-RE0110MS	1.237,00	<b>1.496,77</b>
	Evora Ceramics   Dekton	CE/LA-RE0110MS	1.237,00	<b>1.496,77</b>
semi-undermount				
	Straight plywood	HPL-OND-0210MS	1.379,00	<b>1.668,59</b>
	TopCore / Fenix 10	TC/FE-SON-0110MS	1.182,00	<b>1.430,22</b>
	Solid Wood	MH-SON-0110MS	1.182,00	<b>1.430,22</b>
undermount				
	TopCore / Fenix 10	TC/FE-OND-0210MS	1.182,00	<b>1.430,22</b>
	Solid Surface	SS-OND-RE0210MS	1.237,00	<b>1.496,77</b>
	Solid Wood	MH-OND-0210MS	1.182,00	<b>1.430,22</b>
	Evora Quartz   Evora Granite	CO/GR-OND-RE0210MS	1.460,00	<b>1.766,60</b>
	Glass	GL-OND-RE0210MS	1.460,00	<b>1.766,60</b>
	Evora Ceramics   Dekton *	CE/LA-OND-RE0210MS	1.460,00	<b>1.766,60</b>
* Note: increased risk of damage from use due to chipping at the sink edge				
separate sink				
	Separate sink	SRE-0110MSL	889,00	<b>1.075,69</b>
service parts				
	Space-saving siphon	240060	17,00	<b>20,57</b>
For other service parts, see <a href="http://www.reginox.nl/accessoires">www.reginox.nl/accessoires</a>				

Reginox Regi-Colour Ohio 500 x 400 Jet Black		Description		
		Front:	<i>flush-mounted</i>	60 mm (with stainless steel 80 mm)
			<i>semi-undermount</i>	80 mm
			<i>Undermount</i>	90 mm
		Minimum cabinet width:		600 mm
		Colour-coated sink complete with basket plug and luxurious wall overflow.		
				
installation method	material	order no.	€ excl. VAT	€ incl. VAT
flush installation				
	TopLaminate   DecorTop   Fenix 0.9	SRE-0110JB	1.145,00	<b>1.385,45</b>
	TopCore / Fenix 10	TC/FE-VIB-0110JB	1.182,00	<b>1.430,22</b>
	Solid Surface	SS-RE0110JB	1.237,00	<b>1.496,77</b>
	Evora Quartz   Evora Granite	CO/GR-RE0110JB	1.237,00	<b>1.496,77</b>
	Glass	GL-RE0110JB	1.237,00	<b>1.496,77</b>
	Evora Ceramics   Dekton	CE/LA-RE0110JB	1.237,00	<b>1.496,77</b>
semi-undermount				
	Straight plywood	HPL-OND-0210JB	1.379,00	<b>1.668,59</b>
	TopCore / Fenix 10	TC/FE-SON-0110JB	1.182,00	<b>1.430,22</b>
	Solid Wood	MH-SON-0110JB	1.182,00	<b>1.430,22</b>
undermount				
	TopCore / Fenix 10	TC/FE-OND-0210JB	1.182,00	<b>1.430,22</b>
	Solid Surface	SS-OND-RE0210JB	1.237,00	<b>1.496,77</b>
	Solid Wood	MH-OND-0210JB	1.182,00	<b>1.430,22</b>
	Evora Quartz   Evora Granite	CO/GR-OND-RE0210JB	1.460,00	<b>1.766,60</b>
	Glass	GL-OND-RE0210JB	1.460,00	<b>1.766,60</b>
	Evora Ceramics   Dekton *	CE/LA-OND-RE0210JB	1.460,00	<b>1.766,60</b>
* Note: increased risk of damage from use due to chipping at the sink edge				
separate sink				
	Separate sink	SRE-0110JBL	889,00	<b>1.075,69</b>
service parts				
	Space-saving siphon	240060	17,00	<b>20,57</b>
For other service parts, see <a href="http://www.reginox.nl/accessoires">www.reginox.nl/accessoires</a>				





# Perfection in your kitchen

At Franke we spend our time creating beautiful sinks designed with an eye for design and produced with craftsmanship. The Box sink is an example of this. Recognized with the Red Dot award for best-in-class design. Stunningly beautiful top quality models with high stain and corrosion resistance. Choose from our seven models with luxurious features and a beautiful finish. The Box sinks can be beautifully combined with a kitchen tap or soap dispenser from our extensive range. Or opt for an optional hygienic pressure or rotary waste system. You can open or close the drain without putting your hands in the water. Discover the Box on [Franke.com](https://www.franke.com)



red dot winner

**FRANKE**



## Franke Bolero Plus BXX 210.40

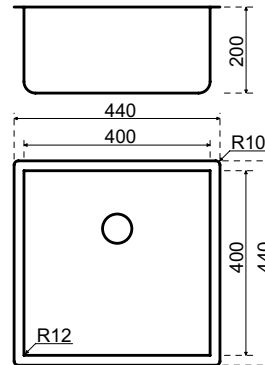
### Description

Front: *flush-mounted* 60 mm (with stainless steel 80 mm)  
*semi-undermount* 80 mm

Minimum cabinet width: 450 mm\*

Complete with basket plug and luxury overflow.

\* In case of flush installation, cut the carcass for the necessary clamps. For explanation, see p.15.3



installation method	material	order no.	€ excl. VAT	€ incl. VAT
flush installation				
	TopLaminate   DecorTop   Fenix 0.9	SFR-0484	835,00	<b>1.010,35</b>
	TopCore / Fenix 10	TC/FE-VIB-0484	850,00	<b>1.028,50</b>
	Solid Surface	SS-FR0484	911,00	<b>1.102,31</b>
	Evora Quartz   Evora Granite	CO/GR-FR0484	911,00	<b>1.102,31</b>
	Glass	GL/R-FR0484	911,00	<b>1.102,31</b>
	Evora Ceramics   Dekton	CE/LA-FR0484	911,00	<b>1.102,31</b>
semi-undermount				
	TopCore / Fenix 10	TC/FE-SON-0484	850,00	<b>1.028,50</b>
	Solid Wood	MH-SON-0484	850,00	<b>1.028,50</b>

### separate sink

Separate sink	SFR-0484L	648,00	<b>784,08</b>
---------------	-----------	--------	---------------

### service parts

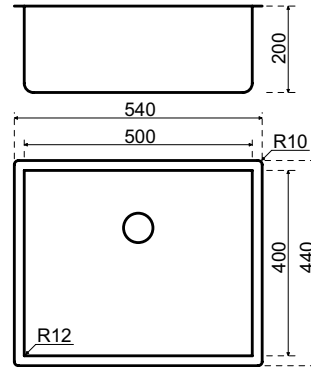
Space-saving siphon	240060	17,00	<b>20,57</b>
---------------------	--------	-------	--------------

For other service parts, see [www.frankewebshop.nl/nl/spoelbakken.html](http://www.frankewebshop.nl/nl/spoelbakken.html)

## Franke Bolero Plus BXX 210.50

### Description

Front: *flush-mounted* 60 mm (with stainless steel 80 mm)  
*semi-undermount* 80 mm  
 Minimum cabinet width: 600 mm  
 Complete with basket plug and luxury overflow.



installation method	material	order no.	€ excl. VAT	€ incl. VAT
flush installation				
	TopLaminate   DecorTop   Fenix 0.9	SFR-0485	926,00	<b>1.120,46</b>
	TopCore / Fenix 10	TC/FE-VIB-0485	1.019,00	<b>1.232,99</b>
	Solid Surface	SS-FR0485	1.074,00	<b>1.299,54</b>
	Evora Quartz   Evora Granite	CO/GR-FR0485	1.074,00	<b>1.299,54</b>
	Glass	GL/R-FR0485	1.074,00	<b>1.299,54</b>
	Evora Ceramics   Dekton	CE/LA-FR0485	1.074,00	<b>1.299,54</b>
semi-undermount				
	TopCore / Fenix 10	TC/FE-SON-0485	1.019,00	<b>1.232,99</b>
	Solid Wood	MH-SON-0485	1.019,00	<b>1.232,99</b>

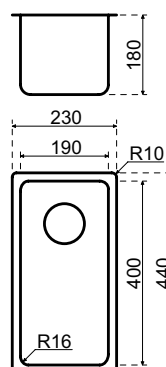
separate sink				
	Separate sink	SFR-0485L	726,00	<b>878,46</b>
service parts				
	Space-saving siphon	240060	17,00	<b>20,57</b>

For other service parts, see [www.frankewebshop.nl/nl/spoelbakken.html](http://www.frankewebshop.nl/nl/spoelbakken.html)

## Franke Maris MRX 210.19

## Description

Front: *flush-mounted* 60 mm (with stainless steel 80 mm)  
*semi-undermount* 80 mm  
 Minimum cabinet width: 300 mm  
 Complete with basket plug and overflow.



installation method	material	order no.	€ excl. VAT	€ incl. VAT
flush installation				
	TopLaminate   DecorTop   Fenix 0.9	SFR-0400	640,00	<b>774,40</b>
	TopCore / Fenix 10	TC/FE-VIB-0400	693,00	<b>838,53</b>
	Solid Surface	SS-FR0400	754,00	<b>912,34</b>
	Evora Quartz   Evora Granite	CO/GR-FR0400	754,00	<b>912,34</b>
	Glass	GL/R-FR0400	754,00	<b>912,34</b>
	Evora Ceramics   Dekton	CE/LA-FR0400	754,00	<b>912,34</b>
semi-undermount				
	TopCore / Fenix 10	TC/FE-SON-0400	693,00	<b>838,53</b>
	Solid Wood	MH-SON-0400	693,00	<b>838,53</b>

## separate sink

Separate sink	SFR-0400L	491,00	<b>594,11</b>
---------------	-----------	--------	---------------

## service parts

Space-saving siphon	240060	17,00	<b>20,57</b>
---------------------	--------	-------	--------------

For other service parts, see [www.frankewebshop.nl/nl/spoelbakken.html](http://www.frankewebshop.nl/nl/spoelbakken.html)

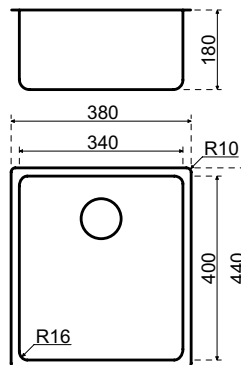
## Franke Maris MRX 210.34

## Description



Front: *flush-mounted* 60 mm (with stainless steel 80 mm)  
*semi-undermount* 80 mm  
 Minimum cabinet width: 400 mm\*

Complete with basket plug and overflow.  
 \*In case of flush installation, cut the carcass to mount the necessary clamps.  
 For explanation see p.15.3



installation method	material	order no.	€ excl. VAT	€ incl. VAT
flush installation				
	TopLaminate   DecorTop   Fenix 0.9	SFR-0405	681,00	<b>824,01</b>
	TopCore / Fenix 10	TC/FE-VIB-0405	734,00	<b>888,14</b>
	Solid Surface	SS-FR0405	795,00	<b>961,95</b>
	Evora Quartz   Evora Granite	CO/GR-FR0405	795,00	<b>961,95</b>
	Glass	GL/R-FR0405	795,00	<b>961,95</b>
	Evora Ceramics   Dekton	CE/LA-FR0405	795,00	<b>961,95</b>
semi-undermount				
	TopCore / Fenix 10	TC/FE-SON-0405	734,00	<b>888,14</b>
	Solid Wood	MH-SON-0405	734,00	<b>888,14</b>

separate sink				
	Separate sink	SFR-0405L	532,00	<b>643,72</b>
service parts				
	Space-saving siphon	240060	17,00	<b>20,57</b>

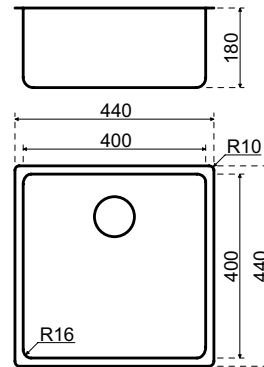
For other service parts, see [www.frankewebshop.nl/nl/spoelbakken.html](http://www.frankewebshop.nl/nl/spoelbakken.html)

## Franke Maris MRX 210.40

### Description

Front: *flush-mounted* 60 mm (with stainless steel 80 mm)  
*semi-undermount* 80 mm  
 Minimum cabinet width: 450 mm\*

Complete with basket, plug and overflow.  
 \*In case of flush installation, cut the carcass to mount the necessary clamps.  
 For explanation see p.15.3



installation method	material	order no.	€ excl. VAT	€ incl. VAT
flush installation				
	TopLaminate   DecorTop   Fenix 0.9	SFR-0402	720,00	<b>871,20</b>
	TopCore / Fenix 10	TC/FE-VIB-0402	765,00	<b>925,65</b>
	Solid Surface	SS-FR0402	826,00	<b>999,46</b>
	Evora Quartz   Evora Granite	CO/GR-FR0402	826,00	<b>999,46</b>
	Glass	GL/R-FR0402	826,00	<b>999,46</b>
	Evora Ceramics   Dekton	CE/LA-FR0402	826,00	<b>999,46</b>
semi-undermount				
	TopCore / Fenix 10	TC/FE-SON-0402	765,00	<b>925,65</b>
	Solid Wood	MH-SON-0402	765,00	<b>925,65</b>

### separate sink

Separate sink	SFR-0402L	563,00	<b>681,23</b>
---------------	-----------	--------	---------------

### service parts

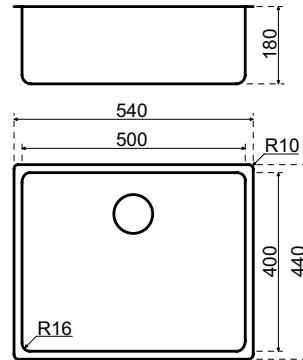
Space-saving siphon	240060	17,00	<b>20,57</b>
---------------------	--------	-------	--------------

For other service parts, see [www.frankewebshop.nl/nl/spoelbakken.html](http://www.frankewebshop.nl/nl/spoelbakken.html)

## Franke Maris MRX 210.50

## Description

Front: *flush-mounted* 60 mm (with stainless steel 80 mm)  
*semi-undermount* 80 mm  
 Minimum cabinet width: 600 mm  
 Complete with basket plug and overflow.



installation method	material	order no.	€ excl. VAT	€ incl. VAT
flush installation				
	TopLaminate   DecorTop   Fenix 0.9	SFR-0403	819,00	<b>990,99</b>
	TopCore / Fenix 10	TC/FE-VIB-0403	907,00	<b>1.097,47</b>
	Solid Surface	SS-FR0403	962,00	<b>1.164,02</b>
	Evora Quartz   Evora Granite	CO/GR-FR0403	962,00	<b>1.164,02</b>
	Glass	GL/R-FR0403	962,00	<b>1.164,02</b>
	Evora Ceramics   Dekton	CE/LA-FR0403	962,00	<b>1.164,02</b>
semi-undermount				
	TopCore / Fenix 10	TC/FE-SON-0403	907,00	<b>1.097,47</b>
	Solid Wood	MH-SON-0403	907,00	<b>1.097,47</b>

separate sink				
	Separate sink	SFR-0403L	614,00	<b>742,94</b>
service parts				
	Space-saving siphon	240060	17,00	<b>20,57</b>

For other service parts, see [www.frankewebshop.nl/nl/spoelbakken.html](http://www.frankewebshop.nl/nl/spoelbakken.html)

Franke Sirius Tectonite SID 110,50 Carbon Black		Description		
		Front:	<i>semi-undermount</i>	80 mm
			<i>Undermount</i>	90 mm
		Minimum cabinet width:		600 mm
		Tectonite sink, complete with basket plug and luxury overflow.		
				
installation method	material	order no.	€ excl. VAT	€ incl. VAT
semi-undermount				
	Straight plywood	HPL-OND-0680CB	884,00	<b>1.069,64</b>
	TopCore / Fenix 10	TC/FE-SON-0680CB	687,00	<b>831,27</b>
	Solid Wood	MH-SON-0680CB	687,00	<b>831,27</b>
undermount				
	TopCore / Fenix 10	TC/FE-OND-0680CB	687,00	<b>831,27</b>
	Solid Surface	SS-OND-FR0680CB	742,00	<b>897,82</b>
	Solid Wood	MH-OND-0680CB	687,00	<b>831,27</b>
	Evora Quartz   Evora Granite	CO/GR-OND-FR0680CB	965,00	<b>1.167,65</b>
	Glass	GL-OND-FR0680CB	965,00	<b>1.167,65</b>
	Evora Ceramics   Dekton *	CE/LA-OND-FR0680CB	965,00	<b>1.167,65</b>
* Note: increased risk of damage from use due to chipping at the sink edge				
separate sink				
	Separate sink	SFR-0680CBL	394,00	<b>476,74</b>
service parts				
	Space-saving siphon	240060	17,00	<b>20,57</b>
For other service parts, see <a href="http://www.frankewebshop.nl/nl/spoelbakken.html">www.frankewebshop.nl/nl/spoelbakken.html</a>				

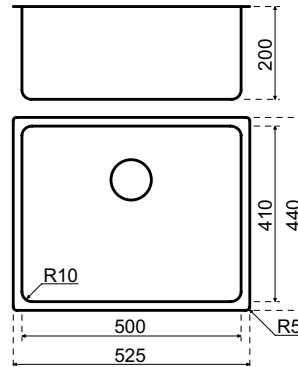


## Franke Sirius Tectonite SID 110.50 Polar White

### Description

Front: *semi-undermount* 80 mm  
*Undermount* 90 mm  
 Minimum cabinet width: 600 mm  
 Tectonite sink, complete with basket plug and luxury overflow.

**Note: not in stock. Delivery time approx. 2 weeks.**



installation method	material	order no.	€ excl. VAT	€ incl. VAT
<b>semi-undermount</b>				
	Straight plywood	HPL-OND-0680PW	884,00	<b>1.069,64</b>
	TopCore / Fenix 10	TC/FE-SON-0680PW	687,00	<b>831,27</b>
	Solid Wood	MH-SON-0680PW	687,00	<b>831,27</b>
<b>undermount</b>				
	TopCore / Fenix 10	TC/FE-OND-0680PW	687,00	<b>831,27</b>
	Solid Surface	SS-OND-FR0680PW	742,00	<b>897,82</b>
	Solid Wood	MH-OND-0680PW	687,00	<b>831,27</b>
	Evora Quartz   Evora Granite	CO/GR-OND-FR0680PW	965,00	<b>1.167,65</b>
	Glass	GL-OND-FR0680PW	965,00	<b>1.167,65</b>
	Evora Ceramics   Dekton *	CE/LA-OND-FR0680PW	965,00	<b>1.167,65</b>
* Note: increased risk of damage from use due to chipping at the sink edge				

15

### separate sink

Separate sink	SFR-0680PWL	394,00	<b>476,74</b>
---------------	-------------	--------	---------------

### service parts

Space-saving siphon	240060	17,00	<b>20,57</b>
---------------------	--------	-------	--------------


For other service parts, see [www.frankewebshop.nl/nl/spoelbakken.html](http://www.frankewebshop.nl/nl/spoelbakken.html)

Lanesto drain set - stop/chain with overflow (DEK-3A)	Description	order no.	€ excl. VAT	€ incl. VAT
	Stainless steel	240020	14,00	<b>16,94</b>



- incl.:
- > plug 1,5"
  - > stop/chain
  - > overflow


Lanesto drain set - basket plug with luxury overflow (DEK-4ALO)				
	Stainless steel	240031	35,00	<b>42,35</b>
	gunmetal*	240039GM	72,00	<b>87,12</b>
	Copper*	240039CP	72,00	<b>87,12</b>
	Gold*	240039GO	72,00	<b>87,12</b>



- incl.:
- > basket strainer plug 3,5"
  - > luxury overflow

\*Not suitable for the Urban series.  
Please refer to the pages of the Urban sinks.

Lanesto drain set - with Premieris plug				
	Stainless steel	240052	35,00	<b>42,35</b>



- incl.:
- > Premieris plug
  - > luxury overflow

Lanesto drain set - basket plug with overflow (DEK-4A)	Description	order no.	€ excl. VAT	€ incl. VAT
	Stainless steel	240023	28,00	<b>33,88</b>



incl.:

- > basket strainer plug 3,5"
- > overflow


Lanesto drain set - basket plug with overflow black (DEK-4A)	Description	order no.	€ excl. VAT	€ incl. VAT
	Stainless steel	240029	47,00	<b>56,87</b>



incl.:

- > black plastic basket strainer 3,5"
- > luxury overflow black

Lanesto drain set - basket plug with waste and overflow (DEK-4E)	Description	order no.	€ excl. VAT	€ incl. VAT
	Stainless steel	240024	46,00	<b>55,66</b>



incl.:

- > basket strainer plug 3,5"
- > overflow
- > turning waste (hole 35 mm)

This is an overview page. The service parts per sink can be found on the page of the relevant sink.

Lanesto stop - without overflow (DEK-3)	Description	order no.	€ excl. VAT	€ incl. VAT
	Stainless steel	240021	10,00	<b>12,10</b>



- incl.:
- > plug 1,5"
  - > plug

Lanesto basket plug - without overflow (DEK-4)				
	Stainless steel	240022	24,00	<b>29,04</b>



- incl.:
- > basket strainer plug 3,5"

Lanesto siphon - single (DEK-50)				
	White	240060	17,00	<b>20,57</b>



Space-saving siphon.  
Without plugs, for single sinks

incl. connection for (dish) washing machine

This is an overview page. The service parts per sink can be found on the page of the relevant sink.

Lanesto siphon - double (DEK-60)	Description	order no.	€ excl. VAT	€ incl. VAT
	White	240070	28,00	<b>33,88</b>



Space-saving siphon.  
Without plugs, for double sinks

incl. connection for (dish) washing machine

Lanesto drain set with siphon - single (DECK 5)	Description	order no.	€ excl. VAT	€ incl. VAT
	White	240037	49,00	<b>59,29</b>



For the single sink  
incl.:

- > basket strainer plug 3,5"
- > overflow
- > siphon

Incl. connection for (dish)washing machine.

Lanesto drain set with siphon - double (DEK-6)	Description	order no.	€ excl. VAT	€ incl. VAT
	White	240040	55,00	<b>66,55</b>



Available for a double sink  
incl.:

- > 2 basket strainers 3.5"
- > overflow
- > siphon

Incl. connection for (dish)washing machine.

This is an overview page. The service parts per sink can be found on the page of the relevant sink.

Lanesto Magnadop	Description	order no.	€ excl. VAT	€ incl. VAT
	Stainless steel	240034	15,00	<b>18,15</b>



Loose cap that can be placed over the Lanesto plug (240018).

**Note: once assembled, no longer removable!**

Lanesto Powerplug				
	Stainless steel	240032	23,00	<b>27,83</b>



Includes strainer plug.  
Fits in the Lanesto basket strainer.


Lanesto basket strainer stainless steel				
	Stainless steel	240018	18,00	<b>21,78</b>



Loose stainless steel strainer  
Excl. magnacap

This is an overview page. The service parts per sink can be found on the page of the relevant sink.


Lanesto Premieris strainer plug	Description	order no.	€ excl. VAT	€ incl. VAT
	Stainless steel	240041	22,00	<b>26,62</b>



Loose stainless steel strainer for Premieris plug


Only suitable for sinks from the Giro and Destra series with Premieris plug and the Lanesto Victoria.

Lanesto basket strainer black				
	Black	240019	24,00	<b>29,04</b>



Loose plastic strainer  
Magnacap not possible

Lanesto basket strainer pvd, Urban series				
	Gun Metal	881017	24,00	<b>29,04</b>
	Copper	881018	24,00	<b>29,04</b>
	Gold	881019	24,00	<b>29,04</b>
	Patinated Brass	881026	24,00	<b>29,04</b>
	Sturdy Black	881024	29,00	<b>35,09</b>



Loose pvd strainer  
Magnadop is not available

Only suitable for the sinks of the Urban Series



Lanesto basket strainer pvd, other series	Description	order no.	€ excl. VAT	€ incl. VAT
	Gun Metal	240036GM	38,00	<b>45,98</b>
	Copper	240036CP	38,00	<b>45,98</b>
	Gold	240036GO	38,00	<b>45,98</b>



Loose pvd strainer  
Incl. Magnacap

Not suitable for the Urban series sinks

Lanesto Insert tray	Description	order no.	€ excl. VAT	€ incl. VAT
	Stainless steel	311550	100,00	<b>121,00</b>




Matching for Lanesto series:

- > Como
- > Destra
- > Giro (except Lanesto Giro 55 x 40)

Dimensions: 190 x 417 x 80 mm (wxdxh)

Lanesto Insert tray				
	Stainless steel	311551RVS	95,00	<b>114,95</b>
	Gun Metal	311551GM	166,00	<b>200,86</b>
	Copper	311551CP	166,00	<b>200,86</b>
	Gold	311551GO	166,00	<b>200,86</b>
	Patinated Brass	311551PB	185,00	<b>223,85</b>
	Sturdy Black	311551SB	226,00	<b>273,46</b>



Matching for Lanesto series:

- > Como
- > Destra
- > Giro (except Lanesto Giro 550 x 400)
- > Nordic
- > Urban

Dimensions: 163 x 426 x 70 mm (wxdxh)

Universal support set				
	Per set	DIV-STEUN-GR	94,00	<b>113,74</b>





for the purpose of undermount sinks (max. 1200 mm cabinet size)

Contents:

- > four side supports
- > two universal carriers
- > mounting and adjusting screws

This is an overview page. The service parts per sink can be found on the page of the relevant sink.

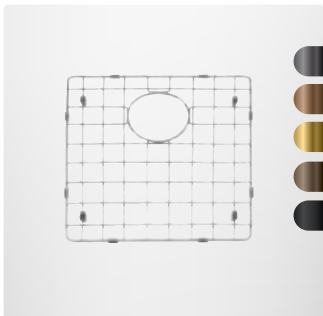

Lanesto Pan grid rollable		Description	order no.	€ excl. VAT	€ incl. VAT
		Stainless steel	300075	58,00	<b>70,18</b>
		Gun Metal	300076	92,00	<b>111,32</b>
		Copper	300077	92,00	<b>111,32</b>
		Gold	300078	92,00	<b>111,32</b>



Matching for Lanesto series:

- > Como
- > Destra
- > Giro
- > Urban



Dimensions: 450 x 290 x 13 mm (wxdxh)

Lanesto Bottom Rack					
		40 x 40 - stainless steel	311560RVS	68,00	<b>82,28</b>
		40 x 40 - Gun Metal	311560GM	80,00	<b>96,80</b>
		40 x 40 - Copper	311560CP	80,00	<b>96,80</b>
		40 x 40 - Gold	311560GO	80,00	<b>96,80</b>
		40 x 40 - Patinated Brass	311560PB	80,00	<b>96,80</b>
		40 x 40 - Sturdy Black	311560SB	110,00	<b>133,10</b>
		50 x 40 - Stainless Steel	311561RVS	80,00	<b>96,80</b>
		50 x 40 - Gun Metal	311561GM	92,00	<b>111,32</b>
		50 x 40 - Copper	311561CP	92,00	<b>111,32</b>
		50 x 40 - Gold	311561GO	92,00	<b>111,32</b>



Matching for Lanesto series:

- > Como
- > Destra
- > Urban

Magisso Dishcloth holder stainless steel					
		Stainless steel	300060	83,00	<b>100,43</b>
		Gun Metal	300070	98,00	<b>118,58</b>
		Copper	300071	98,00	<b>118,58</b>
		Gold	300072	98,00	<b>118,58</b>



This is an overview page. The service parts per sink can be found on the page of the relevant sink.

## Icons



Price group to which this article belongs.  
Some articles have a different discount, this  
is mentioned separately.



# FRAMES

## **Table legs and bases made to measure**

Table legs and bases made to measure? Dekker Zevenhuizen realizes each idea with stability and quality as a starting point.

Please provide your sketch, design, technical drawing with: - the desired dimensions - choice of material (steel or stainless steel) - the desired final finish (steel blasted and powder coated ..., stainless steel brushed, directionless brushed ...)

and we will create for you a perfectly finished product with a timeless character.

### **Content**

- 18.2 Choice of material
- 18.3 Mounting
- 18.4 Custom connecting bar parts
- 18.10 Custom table bases
- 18.14 Order forms

### Stainless steel

#### Polished stainless steel "K320"

This is actually the most well-known type of finish of stainless steel. Polished stainless steel is used for worktops, cooker hoods and built-in appliances (oven, dishwasher, fridge, ...), among other things. K320 stands for grain 320 and indicates the fineness of the material. Such surface treatments always create a grinding or brushing direction.

### Welds and grinding direction / finishing

The more precisely the parts to be welded are manufactured and fit together:

- > the less welding material to be added
- > the less warming is caused
- > the less discoloration of the material
- > the less deformation of the surface
- > the faster and easier post-processing (grinding, sanding, polishing ...) can be done
- > the greater the success rate in "restoring" the welded surface
- > the more invisible the entire welding intervention can become

Precision (laser, punching) cutting and bending is the absolute prerequisite for achieving correct welding. Craftsmanship and experience is required to achieve the most perfect end result possible. Tolerances are undoubtedly present and these are mainly related to the visual aspect of the end result. The perception from +- 1 m distance should not show any clearly visible deviations. Slight deformations in the surface may remain palpable, but the incidence of light and the gloss level of the surface are decisive factors here.

### Steel

#### Untreated

Untreated steel may show rust stains due to water or humidity. Treat these (periodically) with floor polish to avoid oxidation.

#### Powder coating RAL color

We can also powder coat the steel frame: negatively charged metal is dusted with positively charged powder. Due to the static electricity, the powder sticks to the metal in a nice opaque layer. It then goes into the oven where it is baked. This allows us to provide the frames with any RAL color. Our guarantee of a good protection against rust. RAL is a European color matching system that defines colors for paints, coatings and plastics.



Each frame is unique in its dimensions, finish and design. Make sure that you always clearly state the length, width and height measurements, but also the desired tube size for the frame and for any legs. When finishing, it is important whether it should be steel or stainless steel and the RAL colour of the powder coating. You will find the order forms for this from page 16.24. Always send both worktop and frame at the same time when making a quotation or order, so that all information remains together. You can send this to [projects@dznet.nl](mailto:projects@dznet.nl)

The prices mentioned are based on a version in steel with a powder coating in any desired RAL colour. Deviations in execution/dimensions affect this price.

### Assembly

We would like to know:

- > which worktop (material) will be placed on the frame
- > in what thickness (to determine weight and stability) it should be implemented
- > how the edge finish should be
- > what the overhang should be relative to the support frame

In connection with the fixation of the worktop, it is necessary to indicate what material it consists of:

- > TopLaminate
- > DecorTop
- > TopCore
- > Fenix
- > Evora Quartz
- > Evora Compact Granite
- > Evora Ceramics
- > Dekton
- > Corian
- > inox
- > Solid Wood
- > Glass

Don't forget to pass on the following items as well:

- > Floor type (smooth, flat tiles, cast floor, rough natural stone ...), support surface, fixing options ... (check and mention if there is underfloor heating)

Has the underside of the legs, or the support surface:

- > be welded shut
- > equipped with sliding blocks
- > equipped with adjustable feet
- > equipped with PVC filler cap (standard black and limited also in white version)



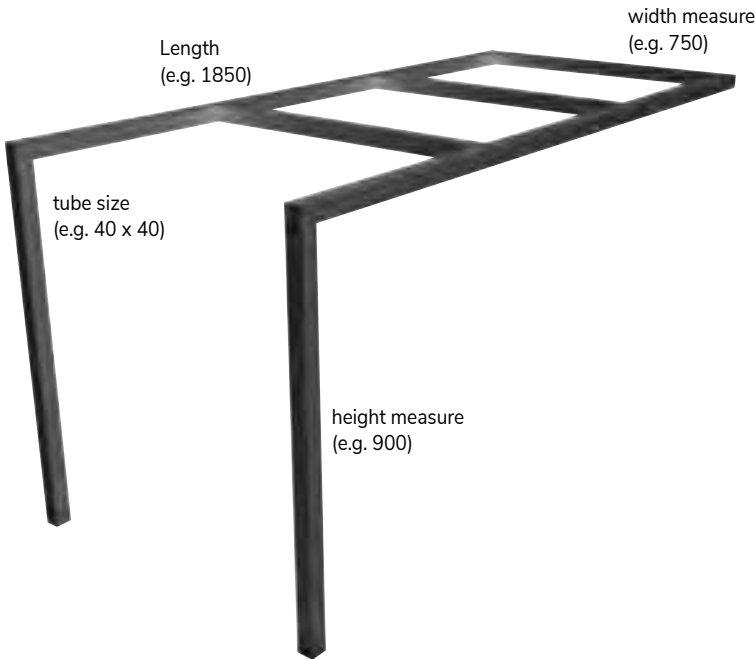


## FRAMES Custom connecting bar parts

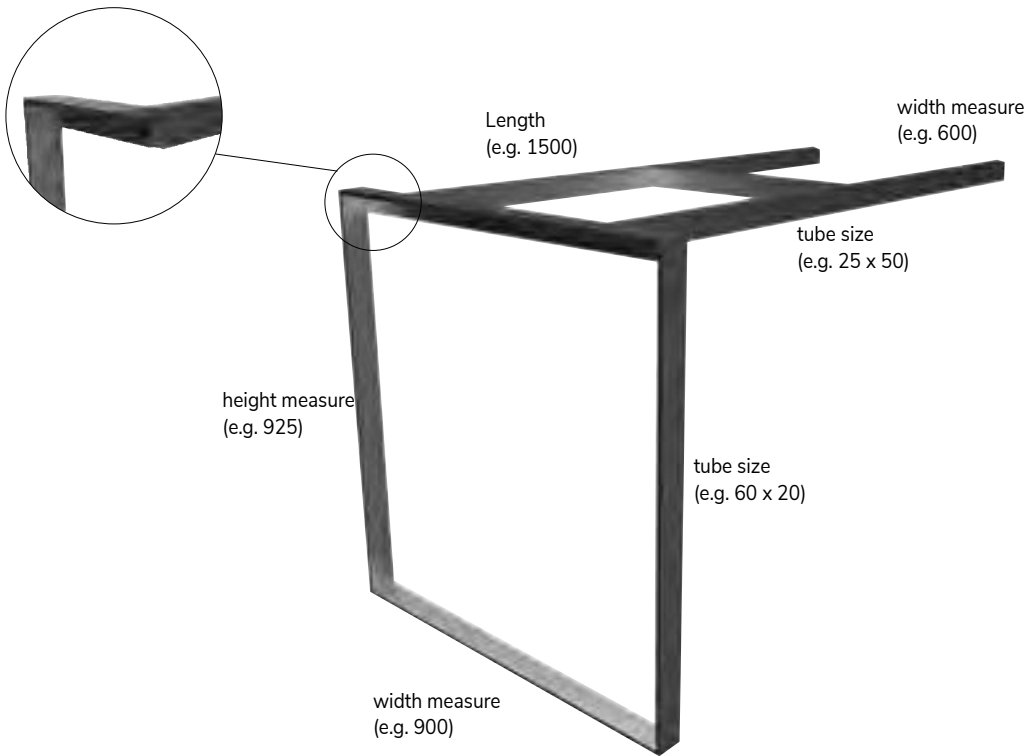


# FRAMES Custom connecting bar parts

Frame Capri-2000		€ excl. VAT	€ incl. VAT
Frame Capri-2000	sample price	1.380,00	1.669,80



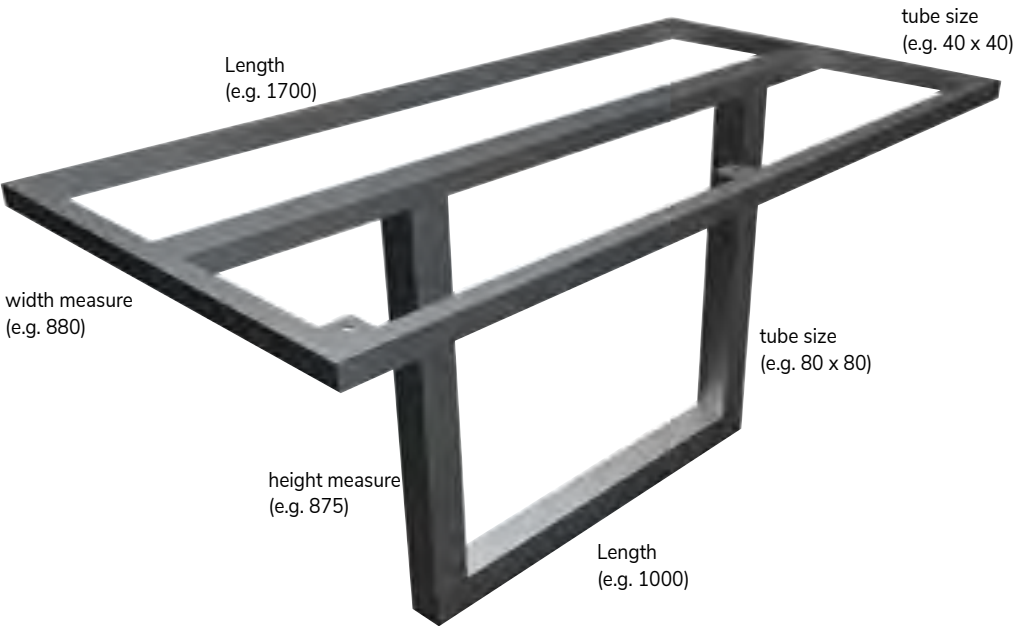
Frame Ponza-1500			
Frame Ponza-1500	sample price	1.595,00	1.929,95



The prices mentioned are based on the dimensions in the examples and serve as a guideline. Adjustments to the sizes mentioned may have consequences for the pricing.



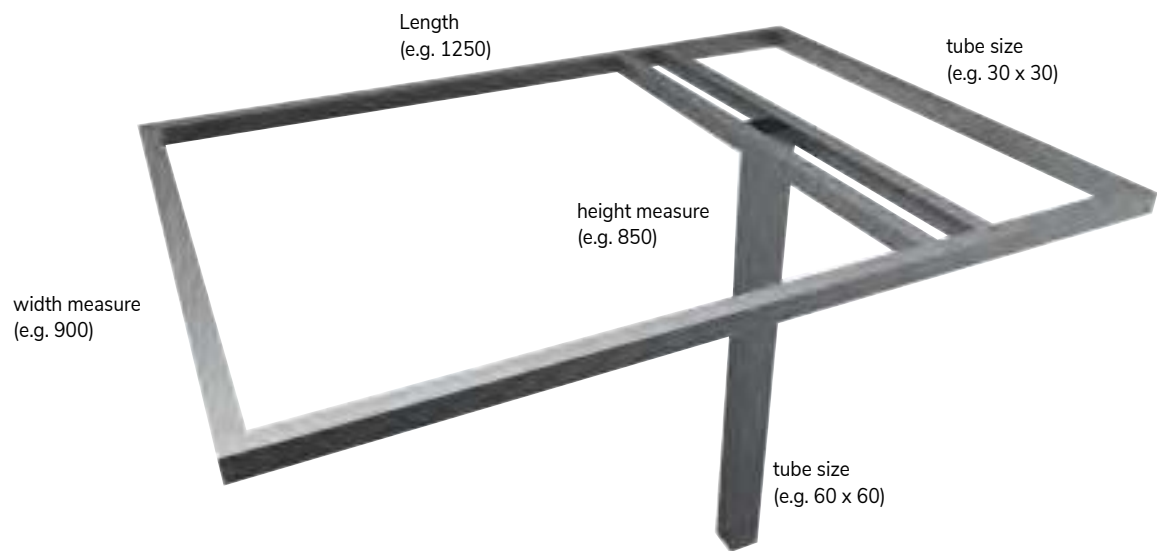
Frame Ischia-2000		€ excl. VAT	€ incl. VAT
Frame Ischia-2000	sample price	1.568,00	1.897,28



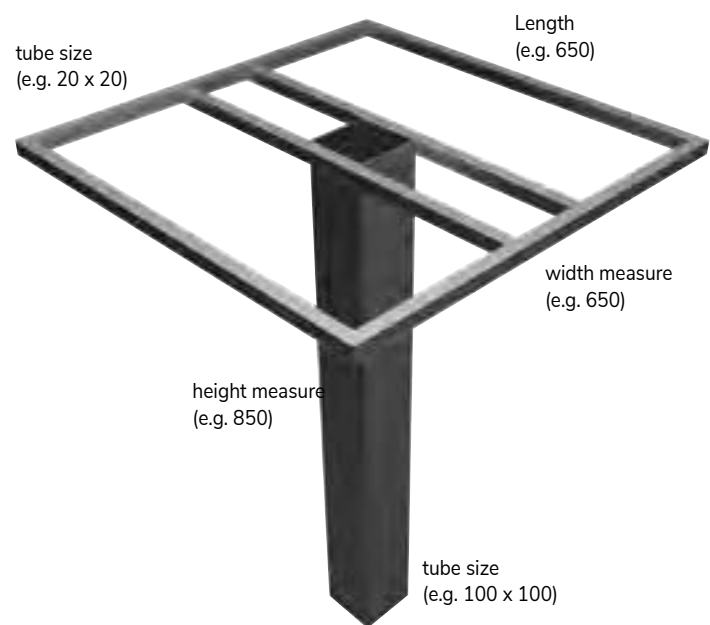
The prices mentioned are based on the dimensions in the examples and serve as a guideline. Adjustments to the sizes mentioned may have consequences for the pricing.

# FRAMES Custom connecting bar parts

Frame Elba-1500		€ excl VAT	€ incl. VAT
Frame Elba-1500	sample price	910,00	1.101,10



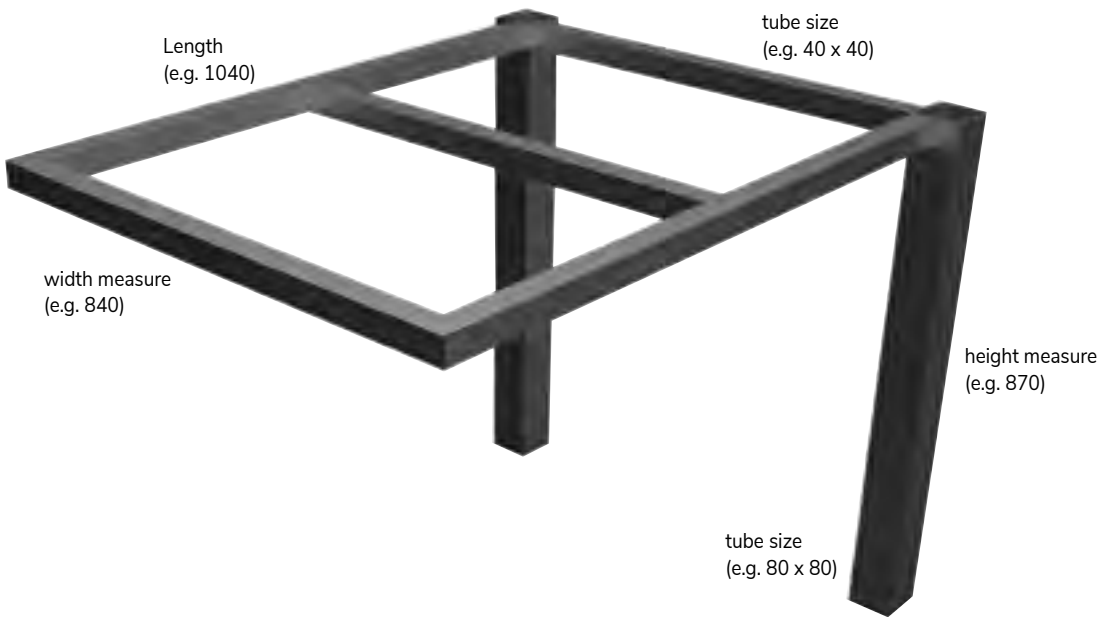
Frame Panarea-1000			
Frame Panarea-1000	sample price	952,00	1.151,92



The prices mentioned are based on the dimensions in the examples and serve as a guideline. Adjustments to the sizes mentioned may have consequences for the pricing.



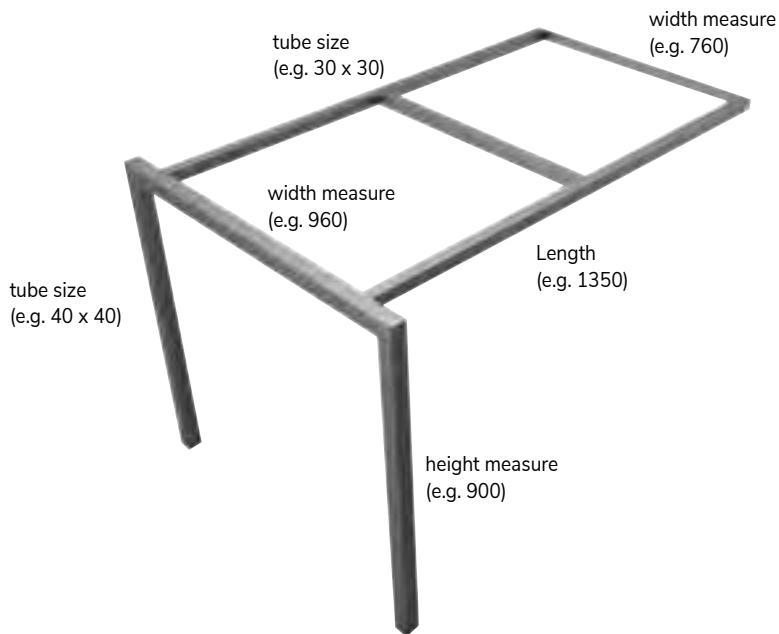
Frame Salina-1500		€ excl VAT	€ incl. VAT
Frame Salina-1500	sample price	1.284,00	1.553,64



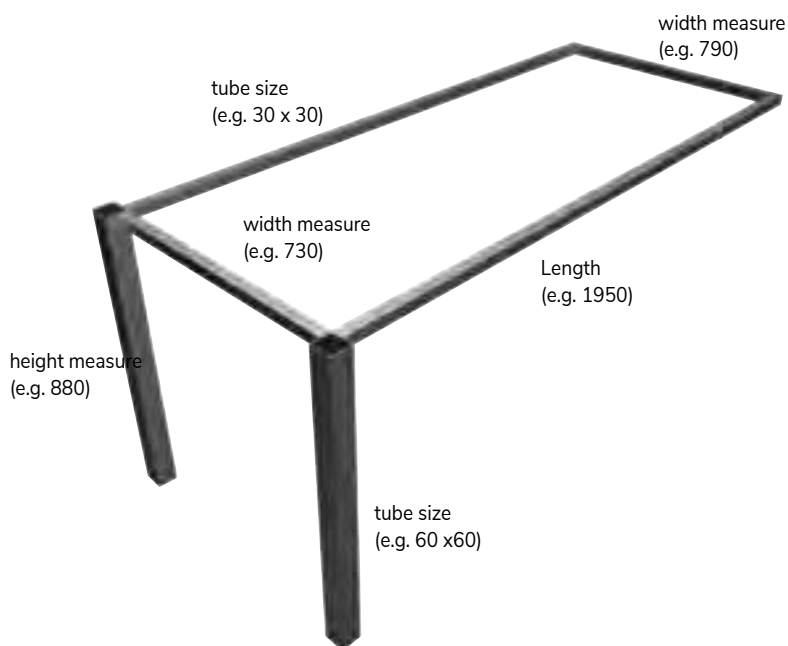
The prices mentioned are based on the dimensions in the examples and serve as a guideline. Adjustments to the sizes mentioned may have consequences for the pricing.

FRAMES Custom connecting bar parts

Frame Linosa-1500		€ excl VAT	€ incl. VAT
Frame Linosa-1500	sample price	1.209,00	1.462,89



Frame Levanzo-2000		€ excl VAT	€ incl. VAT
Frame Levanzo-2000	sample price	1.209,00	1.462,89

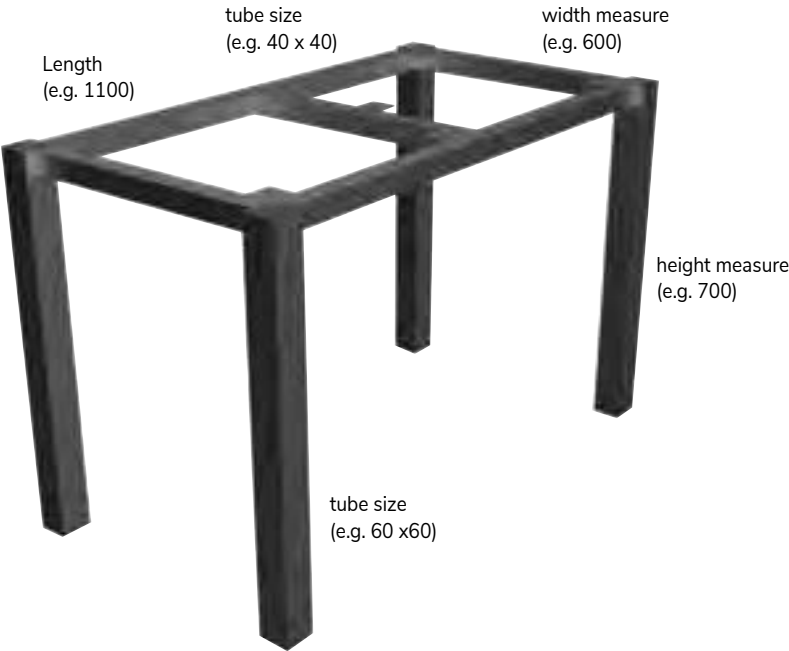


The prices mentioned are based on the dimensions in the examples and serve as a guideline. Adjustments to the sizes mentioned may have consequences for the pricing.





Frame Razzoli-1500		€ excl VAT	€ incl. VAT
Frame Razzoli-1500	sample price	1.364,00	1.650,44



The prices mentioned are based on the dimensions in the examples and serve as a guideline. Adjustments to the sizes mentioned may have consequences for the pricing.

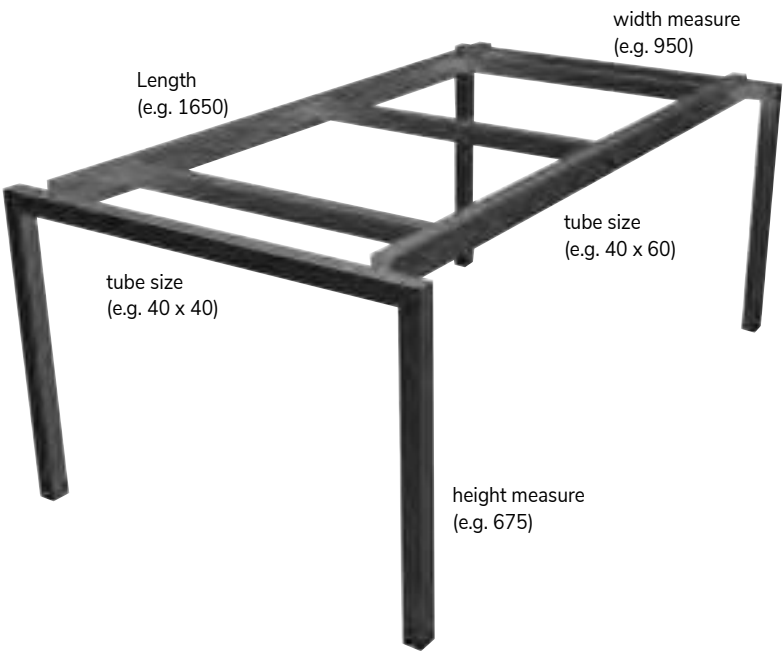


# FRAMES Custom table bases

Frame Capraia-1500		€ excl. VAT	€ incl. VAT
Frame Capraia-1500	sample price	1.648,00	<b>1.994,08</b>



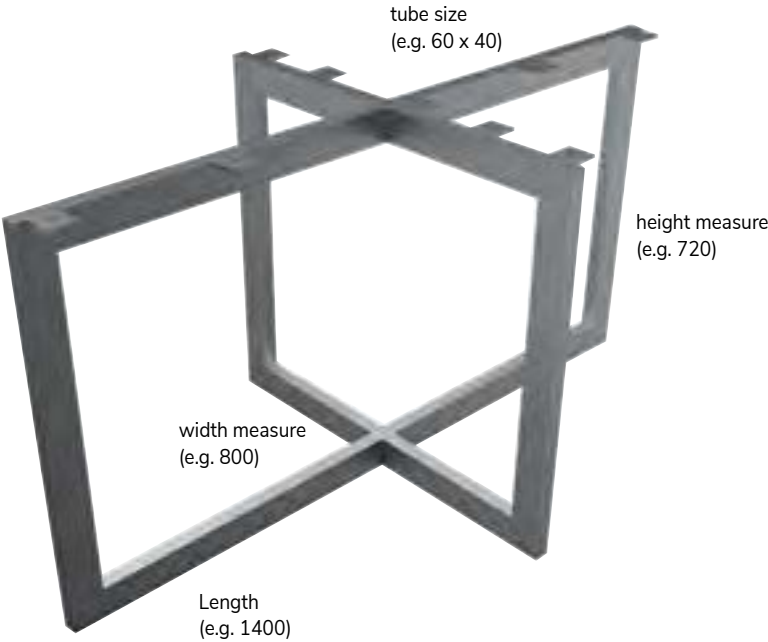
Frame Torcello-2000		€ excl. VAT	€ incl. VAT
Frame Torcello-2000	sample price	1.689,00	<b>2.043,69</b>



The prices mentioned are based on the dimensions in the examples and serve as a guideline. Adjustments to the sizes mentioned may have consequences for the pricing.



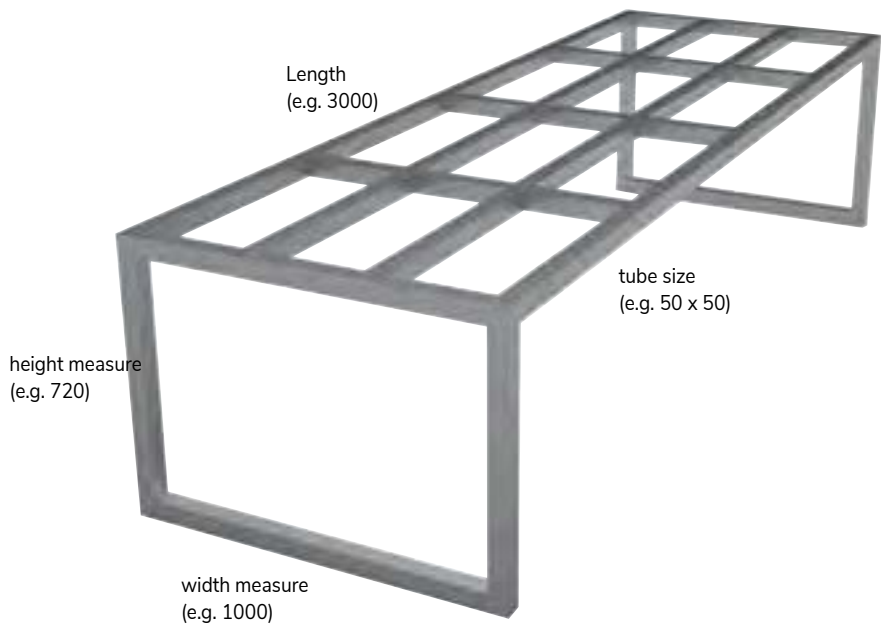
Frame Monaci-1500		€ excl VAT	€ incl. VAT
Frame Monaci-1500	sample price	1.956,00	2.366,76



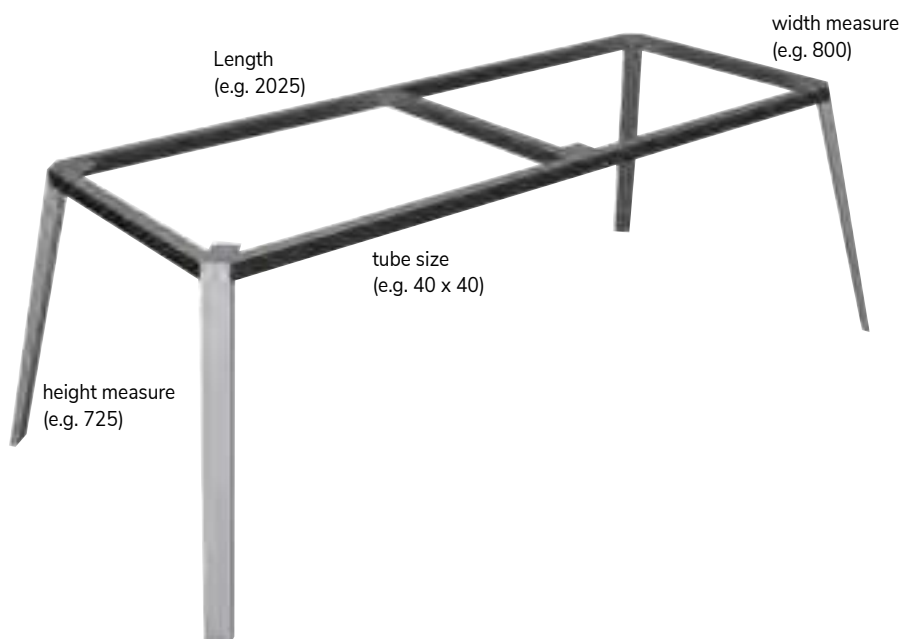
The prices mentioned are based on the dimensions in the examples and serve as a guideline. Adjustments to the sizes mentioned may have consequences for the pricing.

FRAMES Custom table bases

Frame Lantern-3000		€ excl VAT	€ incl. VAT
Frame Lantern-3000	sample price	2.605,00	3.152,05



Frame Chiesa-2500			
Frame Chiesa-2500	sample price	2.434,00	2.945,14



The prices mentioned are based on the dimensions in the examples and serve as a guideline. Adjustments to the sizes mentioned may have consequences for the pricing.

# ORDER FORM

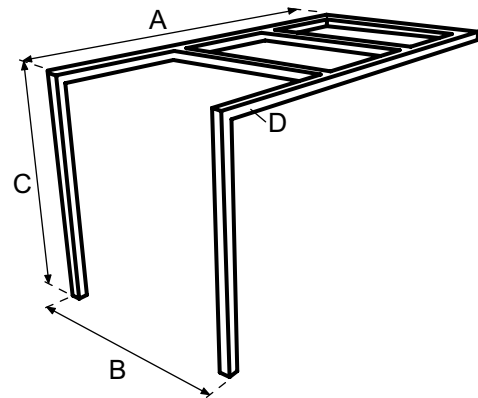
## Frame Capri-2000

**Material:**
☐ Powder Coated Steel

RAL colour: \_\_\_\_\_

☐ stainless steel, grinded
**Worktop:**
☐ Worktop on frame

☐ Worktop over frame
**Apply L-profile (for mounting on cabinet/wall):**
☐ Yes, mark position in the drawing

☐ no
**Dimensions:**
 A: \_\_\_\_\_ mm  
length measure

 B: \_\_\_\_\_ mm  
width measure

 C: \_\_\_\_\_ mm  
height measure  
(total height frame)

 D: \_\_\_\_\_ mm  
tube size
**Customer data:**
 \_\_\_\_\_  
 \_\_\_\_\_  
 \_\_\_\_\_  
 \_\_\_\_\_
**Commission name:**
 \_\_\_\_\_
**Reference:**
 \_\_\_\_\_
**Belonging to order number:**
 \_\_\_\_\_

# ORDER FORM

## Frame Ponza-1500



### Material:

☐ powder Coated Steel

RAL colour: \_\_\_\_\_

☐ stainless steel, grinded

### Worktop:

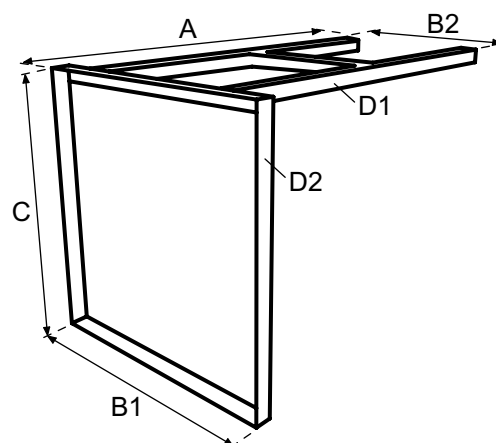
☐ Worktop on frame

☐ Worktop over frame

### Apply L-profile (for mounting on cabinet/wall):

☐ Yes, mark position in the drawing

☐ No



### Dimensions:

A: \_\_\_\_\_ mm  
length measure

B1: \_\_\_\_\_ mm  
width measure

B2: \_\_\_\_\_ mm  
width measure

C: \_\_\_\_\_ mm  
height measure  
(total height frame)

D1: \_\_\_\_\_ mm  
tube size

D2: \_\_\_\_\_ mm  
tube size

### Customer data:

\_\_\_\_\_  
\_\_\_\_\_  
\_\_\_\_\_  
\_\_\_\_\_

### Commission name:

\_\_\_\_\_

### Reference:

\_\_\_\_\_

### Belonging to order number:

\_\_\_\_\_



### Material:

☐ Powder Coated Steel

RAL colour: \_\_\_\_\_

☐ stainless steel, grinded

### Worktop:

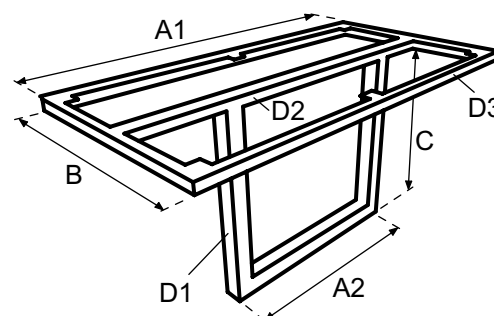
☐ Worktop on frame

☐ Worktop over frame

### Apply L-profile (for mounting on cabinet/wall):

☐ Yes, mark position in the drawing

☐ no



### Dimensions:

A1: \_\_\_\_\_ mm  
length measure

A2: \_\_\_\_\_ mm  
length measure

B: \_\_\_\_\_ mm  
width measure

C: \_\_\_\_\_ mm  
height measure  
(total height frame)

D1: \_\_\_\_\_ mm  
tube size

D2: \_\_\_\_\_ mm  
tube size

D3: \_\_\_\_\_ mm  
tube size

### Customer data:

\_\_\_\_\_  
\_\_\_\_\_  
\_\_\_\_\_  
\_\_\_\_\_

### Commission name:

\_\_\_\_\_

### Reference:

\_\_\_\_\_

### Belonging to order number:

\_\_\_\_\_



### Material:

☐ powder Coated Steel

RAL colour: \_\_\_\_\_

☐ stainless steel, grinded

### Worktop:

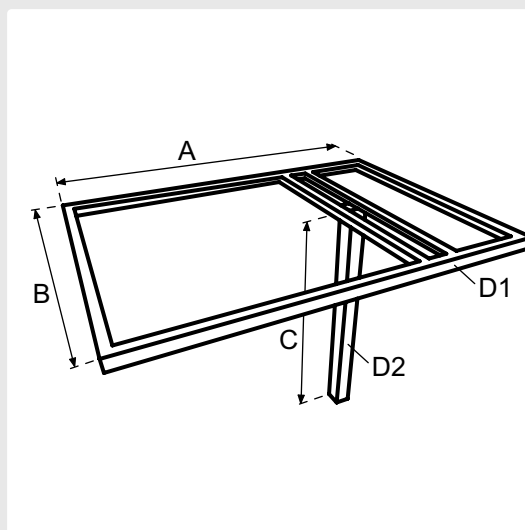
☐ Worktop on frame

☐ Worktop over frame

### Apply L-profile (for mounting on cabinet/wall):

☐ Yes, mark position in the drawing

☐ No



### Dimensions:

A: \_\_\_\_\_ mm  
length measure

B: \_\_\_\_\_ mm  
width measure

C: \_\_\_\_\_ mm  
height measure  
(total height frame)

D1: \_\_\_\_\_ mm  
tube size

D2: \_\_\_\_\_ mm  
tube size

Customer data: \_\_\_\_\_

Commission name: \_\_\_\_\_

Reference: \_\_\_\_\_

Belonging to order number: \_\_\_\_\_





### Material:

☐ Powder Coated Steel

RAL colour: \_\_\_\_\_

☐ stainless steel, grinded

### Worktop:

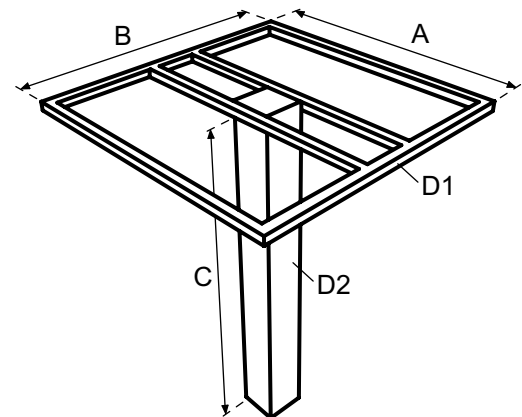
☐ Worktop on frame

☐ Worktop over frame

### Apply L-profile (for mounting on cabinet/wall):

☐ Yes, mark position in the drawing

☐ no



### Dimensions:

A: \_\_\_\_\_ mm  
length measure

B: \_\_\_\_\_ mm  
width measure

C: \_\_\_\_\_ mm  
height measure  
(total height frame)

D1: \_\_\_\_\_ mm  
tube size

D2: \_\_\_\_\_ mm  
tube size

### Customer data:

\_\_\_\_\_  
\_\_\_\_\_  
\_\_\_\_\_  
\_\_\_\_\_

### Commission name:

\_\_\_\_\_

### Reference:

\_\_\_\_\_

### Belonging to order number:

\_\_\_\_\_

# ORDER FORM

## Frame Salina-1500



### Material:

☐ powder Coated Steel

RAL colour: \_\_\_\_\_

☐ stainless steel, grinded

### Worktop:

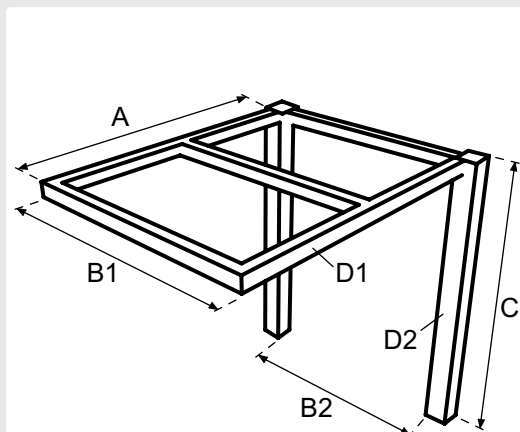
☐ Worktop on frame

☐ Worktop over frame

### Apply L-profile (for mounting on cabinet/wall):

☐ Yes, mark position in the drawing

☐ No



### Dimensions:

A: \_\_\_\_\_ mm  
length measure

B1: \_\_\_\_\_ mm  
width measure

B2: \_\_\_\_\_ mm  
width measure

C: \_\_\_\_\_ mm  
height measure  
(total height frame)

D1: \_\_\_\_\_ mm  
tube size

D2: \_\_\_\_\_ mm  
tube size

Customer data: \_\_\_\_\_

Commission name: \_\_\_\_\_

Reference: \_\_\_\_\_

Belonging to order number: \_\_\_\_\_

# ORDER FORM

## Frame Linosa-1500



### Material:

☐ Powder Coated Steel

RAL colour: \_\_\_\_\_

☐ stainless steel, grinded

### Worktop:

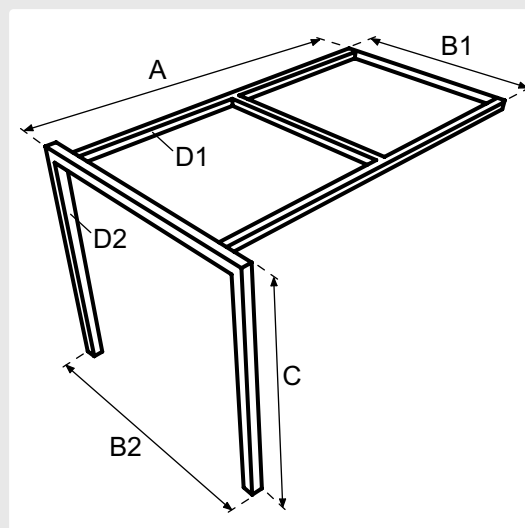
☐ Worktop on frame

☐ Worktop over frame

### Apply L-profile (for mounting on cabinet/wall):

☐ Yes, mark position in the drawing

☐ no



### Dimensions:

A: \_\_\_\_\_ mm  
length measure

B1: \_\_\_\_\_ mm  
width measure

B2: \_\_\_\_\_ mm  
width measure

C: \_\_\_\_\_ mm  
height measure  
(total height frame)

D1: \_\_\_\_\_ mm  
tube size

D2: \_\_\_\_\_ mm  
tube size

### Customer data:

\_\_\_\_\_  
\_\_\_\_\_  
\_\_\_\_\_  
\_\_\_\_\_

### Commission name:

\_\_\_\_\_

### Reference:

\_\_\_\_\_

### Belonging to order number:

\_\_\_\_\_

Email this order form to [projects@dznet.nl](mailto:projects@dznet.nl)

# ORDER FORM

## Frame Levanzo-2000



### Material:

☐ powder Coated Steel

RAL colour: \_\_\_\_\_

☐ stainless steel, grinded

### Worktop:

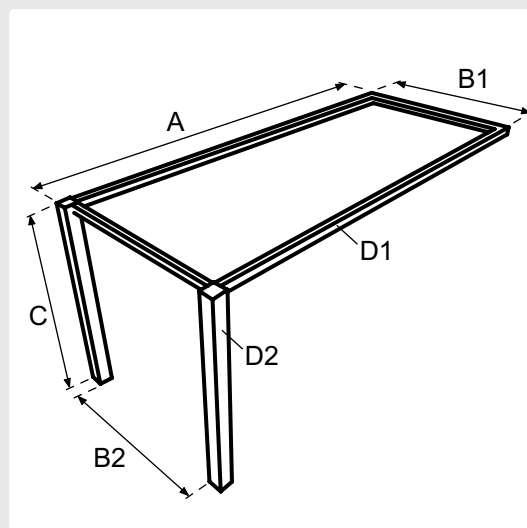
☐ worktop on frame

☐ worktop over frame

### Apply L-profile (for mounting on cabinet/wall):

☐ yes, mark position in the drawing

☐ no



### Dimensions:

A: \_\_\_\_\_ mm  
length measure

B1: \_\_\_\_\_ mm  
width measure

B2: \_\_\_\_\_ mm  
width measure

C: \_\_\_\_\_ mm  
height measure  
(total height frame)

D1: \_\_\_\_\_ mm  
tube size

D2: \_\_\_\_\_ mm  
tube size

Customer data: \_\_\_\_\_

Commission name: \_\_\_\_\_

Reference: \_\_\_\_\_

Belonging to order number: \_\_\_\_\_

# ORDER FORM

## Frame Razzoli-1500



### Material:

☐ Powder Coated Steel

RAL colour: \_\_\_\_\_

☐ stainless steel, grinded

### Worktop:

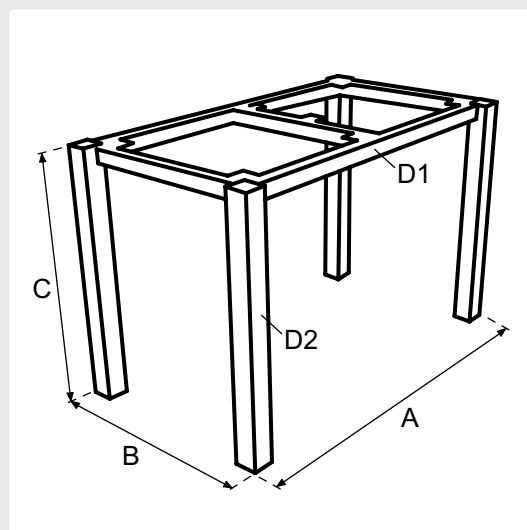
☐ Worktop on frame

☐ Worktop over frame

### Apply L-profile (for mounting on cabinet/wall):

☐ Yes, mark position in the drawing

☐ no



### Dimensions:

A: \_\_\_\_\_ mm  
length measure

B: \_\_\_\_\_ mm  
width measure

C: \_\_\_\_\_ mm  
height measure  
(total height frame)

D1: \_\_\_\_\_ mm  
tube size

D2: \_\_\_\_\_ mm  
tube size

### Customer data:

\_\_\_\_\_  
\_\_\_\_\_  
\_\_\_\_\_  
\_\_\_\_\_

### Commission name:

\_\_\_\_\_

### Reference:

\_\_\_\_\_

### Belonging to order number:

\_\_\_\_\_

# ORDER FORM

## Frame Capraia-1500



### Material:

☐ powder Coated Steel

RAL colour: \_\_\_\_\_

☐ stainless steel, grinded

### Worktop:

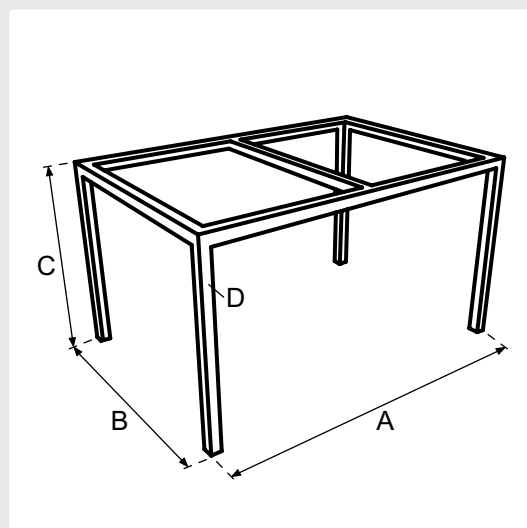
☐ Worktop on frame

☐ Worktop over frame

### Apply L-profile (for mounting on cabinet/wall):

☐ Yes, mark position in the drawing

☐ No



### Dimensions:

A: \_\_\_\_\_ mm  
length measure

B: \_\_\_\_\_ mm  
width measure

C: \_\_\_\_\_ mm  
height measure  
(total height frame)

D: \_\_\_\_\_ mm  
tube size

Customer data: \_\_\_\_\_

Commission name: \_\_\_\_\_

Reference: \_\_\_\_\_

Belonging to order number: \_\_\_\_\_



### Material:

☐ Powder Coated Steel

RAL colour: \_\_\_\_\_

☐ stainless steel, grinded

### Worktop:

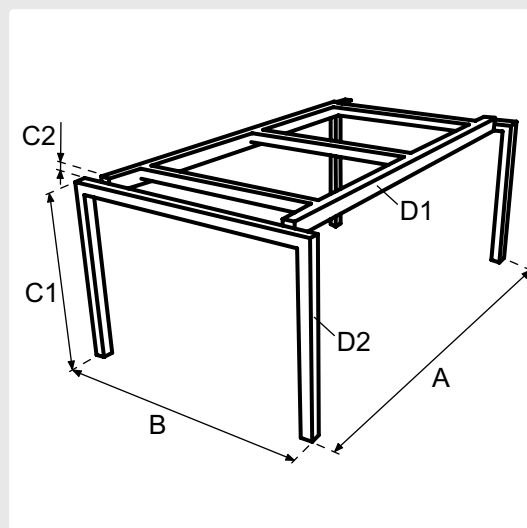
☐ Worktop on frame

☐ Worktop over frame

### Apply L-profile (for mounting on cabinet/wall):

☐ Yes, mark position in the drawing

☐ no



### Dimensions:

A: \_\_\_\_\_ mm  
length measure

B: \_\_\_\_\_ mm  
width measure

C1: \_\_\_\_\_ mm  
height measure  
(total height frame)

C2: \_\_\_\_\_ mm  
height measure

D1: \_\_\_\_\_ mm  
tube size

D2: \_\_\_\_\_ mm  
tube size

### Customer data:

\_\_\_\_\_  
\_\_\_\_\_  
\_\_\_\_\_  
\_\_\_\_\_

### Commission name:

\_\_\_\_\_

### Reference:

\_\_\_\_\_

### Belonging to order number:

\_\_\_\_\_





### Material:

☐ powder Coated Steel

RAL colour: \_\_\_\_\_

☐ stainless steel, grinded

### Worktop:

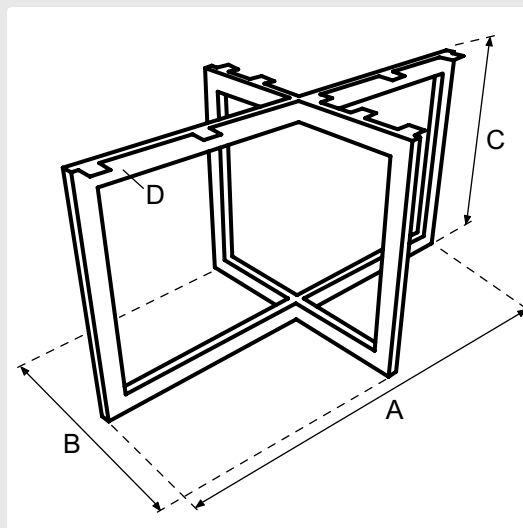
☐ Worktop on frame

☐ Worktop over frame

### Apply L-profile (for mounting on cabinet/wall):

☐ Yes, mark position in the drawing

☐ No



### Dimensions:

A: \_\_\_\_\_ mm  
length measure

B: \_\_\_\_\_ mm  
width measure

C: \_\_\_\_\_ mm  
height measure  
(total height frame)

D: \_\_\_\_\_ mm  
tube size

Customer data: \_\_\_\_\_


Commission name: \_\_\_\_\_

Reference: \_\_\_\_\_

Belonging to order number: \_\_\_\_\_

# ORDER FORM

## Frame Lantern-3000



### Material:

☐ Powder Coated Steel

RAL colour: \_\_\_\_\_

☐ stainless steel, grinded

### Worktop:

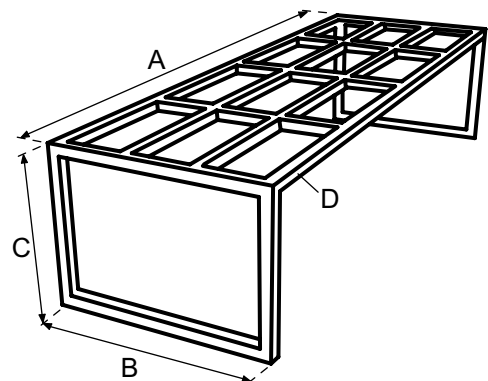
☐ Worktop on frame

☐ Worktop over frame

### Apply L-profile (for mounting on cabinet/wall):

☐ Yes, mark position in the drawing

☐ no



### Dimensions:

A: \_\_\_\_\_ mm  
length measure

B: \_\_\_\_\_ mm  
width measure

C: \_\_\_\_\_ mm  
height measure  
(total height frame)

D: \_\_\_\_\_ mm  
tube size

Customer data: \_\_\_\_\_

Commission name: \_\_\_\_\_

Reference: \_\_\_\_\_

Belonging to order number: \_\_\_\_\_

# ORDER FORM

## Frame Chiesa-2500



### Material:

☐ powder Coated Steel

RAL colour: \_\_\_\_\_

☐ stainless steel, grinded

### Worktop:

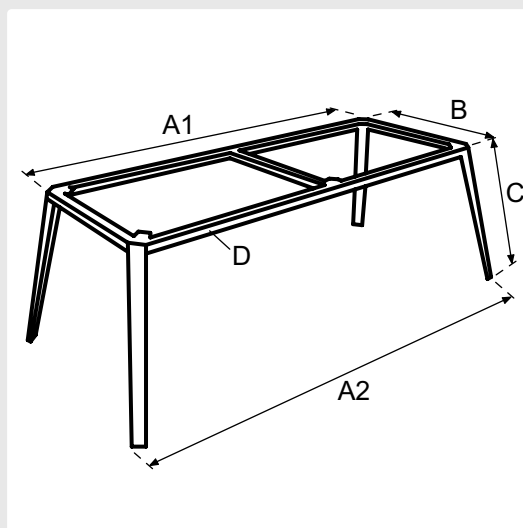
☐ Worktop on frame

☐ Worktop over frame

### Apply L-profile (for mounting on cabinet/wall):

☐ Yes, mark position in the drawing

☐ No



### Dimensions:

A1: \_\_\_\_\_ mm  
length measure

A2: \_\_\_\_\_ mm  
length measure

B: \_\_\_\_\_ mm  
width measure

C: \_\_\_\_\_ mm  
height measure  
(total height frame)

D: \_\_\_\_\_ mm  
tube size

Customer data: \_\_\_\_\_

Commission name: \_\_\_\_\_

Reference: \_\_\_\_\_

Belonging to order number: \_\_\_\_\_

Email this order form to [projects@dznet.nl](mailto:projects@dznet.nl)



## Dekker Zevenhuizen BV

**Post Adress** Postbus 11 2760 AA Zevenhuizen

**Visiting** Nijverheidscentrum 2 2761 JP Zevenhuizen

[www.dekkerzevenhuizen.com](http://www.dekkerzevenhuizen.com)

MAIN +31 180 63 76 37

KITCHEN +31 180 63 09 72

BATHROOM +31 180 63 09 74

**email** [info@dznet.nl](mailto:info@dznet.nl)

**orders** [bestellingen@dznet.nl](mailto:bestellingen@dznet.nl)



Art.nr. Z1.113

**DEKKER**